

# MWRA Advisory Board

ANNUAL WATER & SEWER RETAIL RATE SURVEY  
1993



THE COMMUNITY ADVISORY BOARD TO THE  
MASSACHUSETTS WATER RESOURCES AUTHORITY

---

## TABLE OF CONTENTS

INTRODUCTION	page - iii
MWRA COMMUNITIES' 1993 WATER AND SEWER COSTS	page - 1
SELECTED NON-MWRA COMMUNITIES' 1993 WATER AND SEWER COSTS	page - A 1
COMPARATIVE RESIDENTIAL 1993 WATER AND SEWER COSTS FOR U.S. CITIES	page - B 1
APPENDIX	page - Appendix 1

[This page intentionally left blank]

## INTRODUCTION

This Annual Water and Sewer Retail Rate Survey is prepared annually by the MWRA Advisory Board, and is designed to provide a comparative snapshot of water and sewer retail rates for each community in the MWRA service area. This year the survey has been expanded to include a sample of other Massachusetts communities which are not in the MWRA service area, and a sample of other cities nation wide.

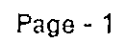
The survey was compiled primarily via a questionnaire sent to participating communities. In addition to the sixty communities in the MWRA service area, thirty-eight Massachusetts communities outside of the MWRA service area were also surveyed, of which twenty-one responded and from which nineteen submitted sufficient information to be included in this survey. Questionnaires were also sent to cities outside of Massachusetts, the selection of which is based upon the collection of cities included in the Water & Wastewater Study conducted bi-annually by the firm of Ernst & Young.

We are grateful to both the local water and wastewater managers and their local representative who agreed to participate in the survey.

We welcome your feedback concerning this survey.


**[This page intentionally left blank]**

## MWRA WATER AND SEWER COMMUNITIES



[This page intentionally left blank]

## COMMUNITY COMBINED RETAIL WATER AND SEWER COST COMPARISONS \*



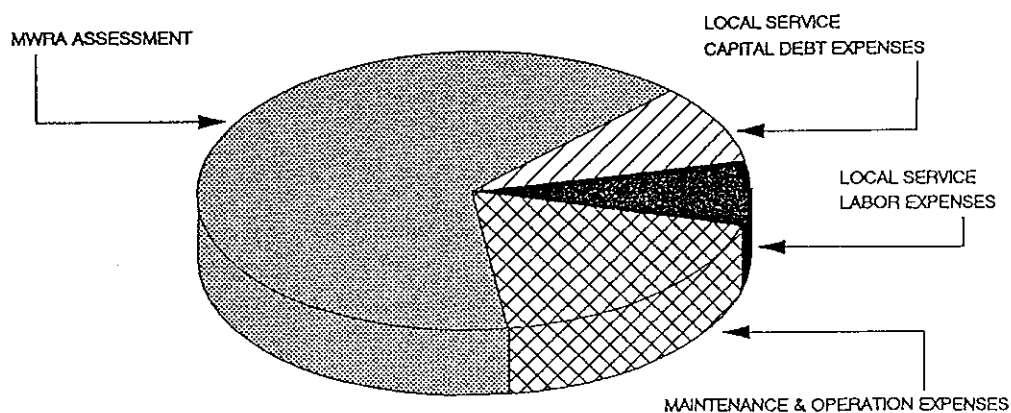
\* Costs are based on annual water consumption of 12,000 cubic feet (approximately 90,000 gallons).



## MWRA SYSTEM WIDE SUMMARY DATA 1992-1993

	1992	1993
<b>Avg. combined water and sewer costs</b>	\$522.89	\$556.26
<b>Percent change from prior year</b>	17.9%	6.4%
<b>Billing frequency</b>		
Semi-annual	24	21
Tri-annual	3	4
Quarterly	30	31
Bi-monthly	2	2
Monthly	1	2
<b>Water Rate Structure</b>		
Ascending block	29	31
Flat Rate	29	27
Fixed Fee	2	2
<b>Elderly/Low-income discounts</b>		
Yes	19	16
No (or n/a)	41	44
<b>Cost Changes</b>		
Decrease	3	5
No change	15	19
0 to 10% increase	4	19
10% to 20% increase	15	9
20% to 30% increase	14	7
30% to 40% increase	3	0
40% to 50% increase	2	0
Greater than 50% increase	4	1

### COMPARATIVE MAJOR COMPONENTS OF LOCAL WATER AND SEWER SERVICE CHARGES \*



\* Intended solely for the purposes of illustration and not necessarily inclusive of all the components of local water and sewer service charges.

# COMBINED ANNUAL WATER AND SEWER COSTS IN MWRA COMMUNITIES 1993

(Costs include both MWRA and Community supplied services)

	WATER	SEWER	COMBINED	CHANGE
Arlington (W/S)	\$270.20	\$492.00	\$762.20	12.4%
Ashland (S)	242.80	382.00	624.80	0.0%
Bedford (W/S)	284.00	413.00	697.00	-1.6%
Belmont (W/S)	198.00	564.00	762.00	20.4%
Boston (W/S)	239.09	411.01	650.10	8.5%
Braintree (S)	138.00	294.00	432.00	-10.0%
Brookline (W/S)	276.00	312.00	588.00	6.5%
Burlington (S)	102.90	261.20	364.10	0.0%
Cambridge (S/partial W)	170.40	343.20	513.60	2.4%
Canton (S/partial W)	224.64	324.69	549.33	27.9%
Chelsea (W/S)	176.40	354.24	530.64	-17.4%
Chicopee (W)	152.00	194.25	346.25	0.0%
Clinton (W/S)	87.60	65.70	153.30	0.0%
Dedham (S)	415.88	241.20	657.08	-7.5%
Everett (W/S)	177.60	334.80	512.40	15.4%
Framingham (W/S)	162.00	333.00	495.00	29.3%
Hingham (S)	282.36	522.00	804.36	16.5%
Holbrook (S)	130.00	364.00	494.00	0.0%
Leominster (partial W)	138.00	120.00	258.00	0.0%
Lexington (W/S)	169.20	374.80	544.00	22.5%
Lynn (partial W)	217.20	234.00	451.20	0.0%
Malden (W/S)	135.55	346.45	482.00	11.9%
Marblehead (W)	180.00	264.00	444.00	4.2%
Marlborough (partial W)	204.00	198.00	402.00	8.8%
Medford (W/S)	194.40	440.40	634.80	8.1%
Melrose (W/S)	282.00	380.16	662.16	0.0%
Milton (W/S)	187.20	499.20	686.40	7.5%
Nahant (W)	276.00	360.00	636.00	17.8%
Natick (S)	156.00	487.20	643.20	0.9%
Needham (S/partial W)	102.00	440.40	542.40	7.6%
Newton (W/S)	159.20	300.00	459.20	0.0%
Northborough (partial W)	192.00	192.00	384.00	0.0%
Norwood (W/S)	150.60	302.40	453.00	8.8%
Peabody (partial W)	165.00	192.00	357.00	20.0%
Quincy (W/S)	152.40	418.32	570.72	7.9%
Randolph (S)	120.00	343.20	463.20	4.3%
Reading (S)	201.60	607.20	808.80	15.2%
Revere (W/S)	192.00	403.20	595.20	0.0%
Saugus (W)	141.00	156.00	297.00	0.0%
Somerville (W/S)	202.80	303.60	506.40	4.7%
Stoneham (W/S)	182.40	528.00	710.40	20.3%
Stoughton (S)	207.88	594.00	801.88	8.9%
Swampscott (W)	229.20	202.80	432.00	6.5%
Wakefield (S/partial W)	261.00	465.00	726.00	25.6%
Walpole (S)	258.48	440.45	698.93	14.6%
Waltham (W/S)	155.40	343.20	498.60	12.3%
Watertown (W/S)	213.70	467.16	680.86	21.2%
Wellesley (S/partial W)	186.30	420.00	606.30	4.8%
Westwood (S)	415.88	396.60	812.48	-14.9%
Weymouth (S)	208.80	447.84	656.64	9.2%
Wilbraham (W)	120.00	247.80	367.80	0.0%
Wilmington (S)	307.20	512.40	819.60	0.0%
Winchester (S/partial W)	279.60	412.80	692.40	0.0%
Winthrop (W/S)	252.00	534.00	786.00	9.9%
Woburn (S/partial W)	116.00	198.00	314.00	0.0%
Worcester (partial W)	176.40	153.60	330.00	2.4%
AVERAGE	\$200.33	\$355.94	\$556.26	6.4%

The following communities do not provide municipal sewer services and are therefore not listed:  
Lynnfield Water District, South Hadley Fire District #1, Southborough, and Weston.

(W/S) = MWRA Water and Sewer (W) = MWRA Water Only (S) = MWRA Sewer Only

# ANNUAL WATER AND SEWER COSTS IN COMMUNITIES RECEIVING SERVICES FROM THE MWRA - 1993

	WATER	SEWER
Arlington (W/S)	\$270.20	\$492.00
Ashland (S)	-	382.00
Bedford (W/S)	284.00	413.00
Belmont (W/S)	198.00	564.00
Boston (W/S)	239.09	411.01
Braintree (S)	-	294.00
Brookline (W/S)	276.00	312.00
Burlington (S)	-	261.20
Cambridge (S/partial W)	170.40	343.20
Canton (S/partial W)	224.64	324.69
Chelsea (W/S)	176.40	354.24
Chicopee (W)	152.00	-
Clinton (W/S)	87.60	65.70
Dedham (S)	-	241.20
Everett (W/S)	177.60	334.80
Framingham (W/S)	162.00	333.00
Hingham (S)	-	522.00
Holbrook (S)	-	364.00
Leominster (partial W)	138.00	-
Lexington (W/S)	169.20	374.80
Lynn (partial W)	217.20	-
Lynnfield (W)	209.60	-
Malden (W/S)	135.55	346.45
Marblehead (W)	180.00	-
Marlborough (partial W)	204.00	-
Medford (W/S)	194.40	440.40
Melrose (W/S)	282.00	380.16
Milton (W/S)	187.20	499.20
Nahant (W)	276.00	-
Natick (S)	-	487.20
Needham (S/partial W)	102.00	440.40
Newton (W/S)	159.20	300.00
Northborough (partial W)	192.00	-
Norwood (W/S)	150.60	302.40
Peabody (partial W)	165.00	-
Quincy (W/S)	152.40	418.32
Randolph (S)	-	343.20
Reading (S)	-	607.20
Revere (W/S)	192.00	403.20
Saugus (W)	141.00	-
Somerville (W/S)	202.80	303.60
South Hadley (W)	198.00	-
Southborough (W)	261.60	-
Stoneham (W/S)	182.40	528.00
Stoughton (S)	-	594.00
Swampscott (W)	229.20	-
Wakefield (S/partial W)	261.00	465.00
Walpole (S)	-	440.45
Waltham (W/S)	155.40	343.20
Watertown (W/S)	213.70	467.16
Wellesley (S/partial W)	186.30	420.00
Weston (W)	114.00	-
Westwood (S)	-	396.60
Weymouth (S)	-	447.84
Wilbraham (W)	120.00	-
Wilmington (S)	-	512.40
Winchester (S/partial W)	279.60	412.80
Winthrop (W/S)	252.00	534.00
Woburn (S/partial W)	116.00	198.00
Worcester (partial W)	176.40	-
AVERAGE	\$191.60	\$395.86
Percent change	7.6%	6.7%

Water and sewer costs are computed on an annual water consumption of 12,000 cubic feet for approximately 90,000 gallons).

(W/S) = MWRA Water and Sewer (W) = MWRA Water Only (S) = MWRA Sewer Only

**Arlington (W/S)****Residential Water Rates:**

Effective: July 01, 1993

Fund: Enterprise

Base charge per bill \$16.90  
 first 20,000 CF \$ 1.97/HCF  
 over 20,000 CF \$ 2.72 "

Billing Frequency: Semi-annual

Annual cost per 120 HCF ( $\approx$  90,000 gallons):

Water \$ 270.20  
 Sewer \$ 492.00  
 Combined \$ 762.20  
 Percentage change from 1992 12.4%

**Residential Sewer Rates:**

Effective: July 01, 1993

Fund: Enterprise

All units \$ 4.10/HCF  
 Based on 100% of water usage.

**Commercial Water Rates:**

Same as residential

**Commercial Sewer Rates:**

Same as residential

Elderly and/or Lower Income Discounts: n/a

Arlington is the first community to implement the debt exclusion provision, and anticipates adjusting water and sewer rates in January 1994.

**Ashland (S)****Residential Water Rates:**

Effective: July 01, 1992

Fund: General

Base Charge per bill \$15.00  
 1 - 2,000 CF \$ 1.74/HCF  
 2,001 - 7,000 CF \$ 1.79 "  
 7,001 - 15,000 CF \$ 1.84 "  
 over 15,000 CF \$ 1.89 "

Billing Frequency: Semi-annual

Annual cost per 120 HCF ( $\approx$  90,000 gallons):

Water \$ 242.80  
 Sewer \$ 382.00  
 Combined \$ 624.80  
 Percentage change from 1992 0.0%

**Residential Sewer Rates:**

Effective: July 01, 1992

Fund: General

Base Charge per bill \$15.00  
 1 - 2,000 CF \$ 2.90/HCF  
 2,001 - 7,000 CF \$ 2.95 "  
 7,001 - 15,000 CF \$ 3.00 "  
 over 15,000 CF \$ 3.05 "  
 Based on 100% of water usage.

**Commercial Water Rates:**

Same as residential

**Commercial Sewer Rates:**

Same as residential

Elderly and/or Lower Income Discounts: Yes

Only 57% of Ashland's census population is sewerred.

**Bedford (W/S)****Residential Water Rates:**

Effective: July 01, 1993  
Fund: General

0 - 2,000 CF \$ 1.10/HCF  
over 2,001 CF \$ 3.00 "

Billing Frequency: Semi-annual

Annual cost per 120 HCF ( $\approx$  90,000 gallons):

Water	\$ 284.00
Sewer	\$ 413.00
Combined	\$ 697.00
Percentage change from 1992	-1.6%

**Residential Sewer Rates:**

Effective: July 01, 1993  
Fund: General

0 - 2,500 CF \$ 2.10/HCF  
over 2,501 CF \$ 4.10 "

Based on 100% of water usage.

**Commercial Water Rates:**

Same as residential

**Commercial Sewer Rates:**

Same as residential

Elderly and/or Lower Income Discounts: No

Prior to 1993 Bedford was not a MWRA customer, and received water from the Town of Lexington. Only 77% of Bedford's census population is sewered.

**Belmont (W/S)****Residential Water Rates:**

Effective: July 01, 1991  
Fund: Special Revenue

Base charge per bill - includes  
first 800 CF \$11.00  
over 800 CF \$ 1.75/HCF

Billing Frequency: Quarterly

Annual cost per 120 HCF ( $\approx$  90,000 gallons):

Water	\$ 198.00
Sewer	\$ 564.00
Combined	\$ 762.00
Percentage change from 1992	20.4%

**Residential Sewer Rates:**

Effective: July 01, 1993  
Fund: General

All units \$ 4.70/HCF  
Based on 100% water usage.

**Commercial Water Rates:**

Same as residential

**Commercial Sewer Rates:**

Same as residential

Elderly and/or Lower Income Discounts: No

**Boston (W/S)****Residential Water Rates:**

Effective: January 01, 1993  
Fund: Revenue

First 19 CF/Daily	\$1.991/HCF
next 20 CF	\$1.994 "
next 50 CF	\$1.999 "
next 70 CF	\$2.003 "
next 190 CF	\$2.010 "
next 250 CF	\$2.012 "
next 700 CF	\$2.019 "
next 1,700 CF	\$2.023 "
next 3,000 CF	\$2.028 "
over 5,999 CF	\$2.032 "

**Residential Sewer Rates:**

Effective: January 01, 1993  
Fund: Revenue

First 19 CF/Daily	\$3.409/HCF
next 20 CF	\$3.447 "
next 50 CF	\$3.448 "
next 70 CF	\$3.528 "
next 190 CF	\$3.567 "
next 250 CF	\$3.608 "
next 700 CF	\$3.649 "
next 1,700 CF	\$3.686 "
next 3,000 CF	\$3.727 "
over 5,999 CF	\$3.765 "

Based on 100% of water usage.

Billing Frequency: Monthly

Annual cost per 120 HCF (≈ 90,000 gallons):

Water	\$ 239.09
Sewer	\$ 411.01
Combined	\$ 650.10
Percentage change from 1992	8.5%

**Commercial Water Rates:**

Same as residential

**Commercial Sewer Rates:**

Same as residential

Elderly and/or Lower Income Discounts: Yes

The Boston Water and Sewer Commission will implement a 0% rate increase in Fiscal Year 1994 (Calendar Year 1994).

---

**Braintree (S)**

---

**Residential Water Rates:**

Effective: October 20, 1993  
Fund: Enterprise

All units \$ 1.15/HCF

Billing Frequency: Quarterly

Annual cost per 120 HCF (≈ 90,000 gallons):

Water	\$ 138.00
Sewer	\$ 294.00
Combined	\$ 432.00
Percentage change from 1992	-10.0%

**Commercial Water Rates:**

Same as residential

Elderly and/or Lower Income Discounts: No

**Residential Sewer Rates:**

Effective: October 20, 1993  
Fund: Enterprise

All units \$ 2.45/HCF  
Based on 100% of water usage.

**Commercial Sewer Rates:**

Same as residential

---

**Brookline (W/S)**

---

**Residential Water Rates:**

Effective: November 1, 1993  
Fund: Special Revenue

All units \$ 2.30/HCF

Billing Frequency: Quarterly

Annual cost per 120 HCF (≈ 90,000 gallons):

Water	\$ 276.00
Sewer	\$ 312.00
Combined	\$ 588.00
Percentage change from 1992	6.5%

**Commercial Water Rates:**

Same as residential

Elderly and/or Lower Income Discounts: No

**Residential Sewer Rates:**

Effective: November 1, 1993  
Fund: Special Revenue

All units \$ 2.60/HCF  
Based on 100% of water usage.

**Commercial Sewer Rates:**

Same as residential

**Burlington (S)****Residential Water Rates:**

Effective: July 01, 1992  
Fund: General

Base charge per bill - includes  
first 20,000 gals. \$18.80  
20,001 - 30,000 gals. \$ 1.21/000 gals.  
30,001 - 50,000 gals. \$ 1.37 "  
50,001 - 70,000 gals. \$ 1.68 "  
over 70,001 gals. \$ 2.00 "

Billing Frequency: Semi-annual

Annual cost per 120 HCF (≈ 90,000 gallons):

Water	\$ 102.90
Sewer	\$ 261.20
Combined	\$ 364.10
Percentage change from 1992	0.0%

**Commercial Water Rates:**

Base charge per bill - includes  
first 10,000 gals. \$ 9.40  
10,001 - 15,000 gals. \$ 1.26/000 gals.  
15,001 - 35,000 gals. \$ 1.37 "  
over 35,001 gals. \$ 1.89 "

Elderly and/or Lower Income Discounts: Yes

**Residential Sewer Rates:**

Effective: July 01, 1992  
Fund: General

Base charge per bill - includes  
first 20,000 gals. \$37.60  
20,001 - 30,000 gals. \$ 3.45/000 gals.  
30,001 - 50,000 gals. \$ 3.90 "  
50,001 - 70,000 gals. \$ 4.80 "  
over 70,001 gals. \$ 5.70 "  
Based on 100% of water usage.

**Commercial Sewer Rates:**

Base charge per bill - includes  
first 10,000 gals. \$18.80  
10,001 - 15,000 gals. \$ 3.60/000 gals.  
15,001 - 35,000 gals. \$ 3.90 "  
over 35,001 gals. \$ 5.40 "



**Cambridge (S/partial W)****Residential Water Rates:**

Effective: April 01, 1993  
Fund: Enterprise

0 - 40 HCF	\$ 1.42/HCF
41 - 400 HCF	\$ 1.52 "
401 - 2,000 HCF	\$ 1.62 "
2,001 - 10,000 HCF	\$ 1.73 "
over 10,000 HCF	\$ 1.85 "

Billing Frequency: Quarterly

Annual cost per 120 HCF ( $\approx$  90,000 gallons):

Water	\$ 170.40
Sewer	\$ 343.20
Combined	\$ 513.60
Percentage change from 1992	2.4%

**Commercial Water Rates:**

Same as residential

Elderly and/or Lower Income Discounts: Yes

**Residential Sewer Rates:**

Effective: April 01, 1993  
Fund: General

0 - 40 HCF	\$ 2.86/HCF
41 - 400 HCF	\$ 3.04 "
401 - 2,000 HCF	\$ 3.26 "
2,001 - 10,000 HCF	\$ 3.52 "
over 10,000 HCF	\$ 3.73 "

Based on 100% of water usage.

**Commercial Sewer Rates:**

Same as residential

**Canton (S/partial W)****Residential Water Rates:**

Effective: July 01, 1993  
Fund: Enterprise

0 - 17 HCF	\$ 1.78/HCF
18 - 45 HCF	\$ 1.94 "
46 - 83 HCF	\$ 2.01 "
over 83 HCF	\$ 2.26 "

Billing Frequency: Tri-annual

Annual cost per 120 HCF ( $\approx$  90,000 gallons):

Water	\$ 224.64
Sewer	\$ 324.69
Combined	\$ 549.33
Percentage change from 1992	27.9%

**Commercial Water Rates:**

Same as residential except industrial and agricultural accounts.

Elderly and/or Lower Income Discounts: No

During past two years Canton used balances remaining from its construction fund to mitigate rate increases. Only 73% of the census population is sewered.

**Residential Sewer Rates:**

Effective: July 01, 1993  
Fund: Enterprise

0 - 17 HCF	\$ 2.47/HCF
18 - 45 HCF	\$ 2.88 "
46 - 83 HCF	\$ 3.43 "
over 83 HCF	\$ 3.77 "

Based on 100% of water usage.

**Commercial Sewer Rates:**

Same as residential except industrial and agricultural accounts.

---

**Chelsea (W/S)**

---

**Residential Water Rates:**

Effective: July 01, 1993  
Fund: Enterprise

All units \$ 1.47/HCF

Billing Frequency: Monthly

Annual cost per 120 HCF (≈ 90,000 gallons):

Water	\$ 176.40
Sewer	\$ 354.24
Combined	\$ 530.64
Percentage change from 1992	-17.4%

**Residential Sewer Rates:**

Effective: July 01, 1993  
Fund: Enterprise

All units \$ 3.28/HCF  
Based on 90% of water usage.

**Commercial Water Rates:**

Same as residential

Elderly and/or Lower Income Discounts: No

**Commercial Sewer Rates:**

Same as residential

---

**Chicopee (W)**

---

**Residential Water Rates:**

Effective: January 01, 1992  
Fund: Special Revenue

Base charge per bill \$ 2.00  
All units \$ 1.20/HCF

Billing Frequency: Quarterly

Annual cost per 120 HCF (≈ 90,000 gallons):

Water	\$ 152.00
Sewer	\$ 194.25
Combined	\$ 346.25
Percentage change from 1992	0.0%

**Residential Sewer Rates:**

Effective: October 01, 1992  
Fund: Special Revenue

All units \$ 1.75/HCF  
Based on 100% of water usage, with a  
summer discount of 30% during the months of  
June, July and August.

**Commercial Water Rates:**

Surcharge for consumption  
over 1.2 million CF/YR \$ 0.50/HCF

Elderly and/or Lower Income Discounts: No

**Commercial Sewer Rates:**

Same as residential

---

**Clinton (W/S)**


---

**Residential Water Rates:**

Effective: July 01, 1990  
Fund: General

All units \$ 0.73/HCF

Billing Frequency: Semi-annual

Annual cost per 120 HCF ( $\approx$  90,000 gallons):

Water	\$ 87.60
Sewer	\$ 65.70
Combined	\$ 153.30
Percentage change from 1992	0.0%

**Residential Sewer Rates:**

Effective: July 01, 1990  
Fund: General

Sewer bill is 75% of water bill

**Commercial Water Rates:**

Same as residential

**Commercial Sewer Rates:**

Same as residential

Elderly and/or Lower Income Discounts: No

Clinton does not pay for the operating and maintenance costs of the wastewater treatment plant in the Clinton-Lancaster Sewerage District.

---

**Dedham (S)**


---

**Residential Water Rates:**

Effective: January 01, 1993  
Fund: General

Base charge per bill - includes  
first 500 CF \$26.72  
over 500 CF \$ 3.09/HCF

Billing Frequency: Quarterly

Annual cost per 120 HCF ( $\approx$  90,000 gallons):

Water	\$ 415.88
Sewer	\$ 241.20
Combined	\$ 657.08
Percentage change from 1992	-7.5%

**Residential Sewer Rates:**

Effective: July 01, 1993  
Fund: General

All units \$ 3.35/HCF  
Based on 60% of water usage.

**Commercial Water Rates:**

Minimum charge 5/8" meter  
with 900 CF allowance \$39.03

Minimum charge 3/4" meter  
with 1,500 CF allowance \$65.76

Minimum charge 1" meter  
with 2,400 CF allowance \$101.43

(continued on next page)

**Commercial Sewer Rates:**

All units \$ 3.35/HCF

Minimum charge 1 1/2" meter with 4,800 CF allowance	\$189.30
Minimum charge 2" meter with 7,500 CF allowance	\$241.83
Minimum charge 3" meter with 15,000 CF allowance	\$497.43
Minimum charge 4" meter with 24,000 CF allowance	\$729.63
Minimum charge 6" meter with 48,000 CF allowance	\$1,283.64
Minimum charge 8" meter with 96,000 CF allowance	\$2,568.24
All units in excess of allowance	\$ 3.09/HCF

Elderly and/or Lower Income Discounts: No

Dedham anticipates adjusting water rates in January 1994, and sewer rates in July 1994.

## Everett (W/S)

### Residential Water Rates:

Effective: July 01, 1993  
Fund: General

First 10,000 CF	\$ 1.48/HCF
over 10,000 CF	\$ 1.85 "

### Residential Sewer Rates:

Effective: July 01, 1993  
Fund: General

First 10,000 CF	\$ 2.79/HCF
over 10,000 CF	\$ 3.49 "

Based on 100% of water usage.

Billing Frequency: Quarterly

Annual cost per 120 HCF (≈ 90,000 gallons):

Water	\$ 177.60
Sewer	\$ 334.80
Combined	\$ 512.40
Percentage change from 1992	15.4%

### Commercial Water Rates:

Same as residential

### Commercial Sewer Rates:

Same as residential

Elderly and/or Lower Income Discounts: Yes

Everett implemented its first rate change since May 01, 1991.

**Framingham (W/S)****Residential Water Rates:**

Effective: July 01, 1993  
Fund: Enterprise

Base charge per bill \$ 8.00  
1 - 52 HCF \$ 1.15/HCF  
53 - 1,000 HCF \$ 1.30 "  
over 1,000 \$ 1.55 "

Billing Frequency: Tri-annual

Annual cost per 120 HCF ( $\approx$  90,000 gallons):

Water	\$ 162.00
Sewer	\$ 333.00
Combined	\$ 495.00
Percentage change from 1992	29.3%

**Commercial Water Rates:**

Same as residential

**Residential Sewer Rates:**

Effective: July 01, 1993  
Fund: Enterprise

Base charge per bill \$ 9.00  
1 - 52 HCF \$ 2.55/HCF  
53 - 1,000 \$ 3.95 "  
over 1,000 \$ 5.10 "  
Based on 100% of water usage.

**Commercial Sewer Rates:**

Same as residential

Elderly and/or Lower Income Discounts: Yes

In FY94 Framingham instituted enterprise funds for both water and sewer services. Also, base charges no longer include 4 HCF of water, and 4 HCF of sewer use.

**Hingham (S)****Residential Water Rates:**

Effective: 1991  
Fund: Private Company

Base charge per bill \$28.23  
0 - 36 HCF \$ 1.412/HCF  
over 36 HCF \$ 0.952/HCF

Billing Frequency: Water Quarterly, Sewer Semi-annual

Annual cost per 120 HCF ( $\approx$  90,000 gallons):

Water	\$ 282.36
Sewer	\$ 522.00
Combined	\$ 804.36
Percentage change from 1992	16.5%

**Commercial Water Rates:**

n/a

**Residential Sewer Rates:**

Effective: 1993  
Fund: Special-Revenue

All units 4.35/HCF  
Based on 100% of water usage.

**Commercial Sewer Rates:**

n/a

Elderly and/or Lower Income Discounts: n/a

Of Hingham's census population, only 31% has access to local sewers receiving MWRA wholesale sewer service. Of this population, 83% (or 26% of Hingham's total census population) is sewered.

---

**Holbrook (S)**

---

**Residential Water Rates:**

Effective: July 01, 1986  
Fund: n/a

Unmetered flat rate \$130.00/Year

Billing Frequency: Semi-annual

Annual cost per 120 HCF ( $\approx$  90,000 gallons):

Water	\$ 130.00
Sewer	\$ 364.00
Combined	\$ 494.00
Percentage change from 1992	0.0%

**Residential Sewer Rates:**

Effective: July 01, 1992  
Fund: General

Flat rate \$364.00/Year

**Commercial Water Rates:**

All units \$ 1.45/HCF

**Commercial Sewer Rates:**

All units \$ 2.50/HCF

Elderly and/or Lower Income Discounts: No

Holbrook anticipates changing its water rate in January of 1994, and its sewer rate in July of 1994. Only 57% of the census population is sewered.

---

**Leominster (partial W)**

---

**Residential Water Rates:**

Effective: April 01, 1990  
Fund: Enterprise

All units \$ 1.15/HCF

Billing Frequency: Quarterly

Annual cost per 120 HCF ( $\approx$  90,000 gallons):

Water	\$ 138.00
Sewer	\$ 120.00
Combined	\$ 258.00
Percentage change from 1992	0.0%

**Residential Sewer Rates:**

Effective: April 01, 1990  
Fund: Enterprise

All units \$ 1.00  
Based on 100% of water usage.

**Commercial Water Rates:**

n/a

**Commercial Sewer Rates:**

n/a

Elderly and/or Lower Income Discounts: n/a

---

**Lexington (W/S)**

---

**Residential Water Rates:**

Effective: June, 1993  
Fund: Enterprise

First 10 HCF	\$ 0.70/HCF
11 - 20 HCF	\$ 1.36 "
21 - 80 HCF	\$ 1.60 "
81 - 160 HCF	\$ 2.40 "
161 - 200 HCF	\$ 2.45 "
over 200 HCF	\$ 2.47 "

Billing Frequency: Semi-annual

Annual cost per 120 HCF ( $\approx$  90,000 gallons):

Water	\$ 169.20
Sewer	\$ 374.80
Combined	\$ 544.00
Percentage change from 1992	22.5%

**Commercial Water Rates:**

Same as residential

Elderly and/or Lower Income Discounts: No

Lexington anticipates adjusting its water and sewer rates in December 1993.

**Residential Sewer Rates:**

Effective: June, 1993  
Fund: Enterprise

First 10 HCF	\$ 1.45/HCF
11 - 20 HCF	\$ 2.95 "
21 - 40 HCF	\$ 3.04 "
41 - 80 HCF	\$ 4.13 "
81 - 120 HCF	\$ 5.78 "
121 - 160 HCF	\$ 5.88 "
161 - 200 HCF	\$ 6.07 "
over 200 HCF	\$ 6.10 "

Based on 100% of water usage.

**Commercial Sewer Rates:**

Same as residential

---

**Lynn (partial W)**

---

**Residential Water Rates:**

Effective: July 01, 1989  
Fund: Enterprise

All units	\$ 1.81/HCF
-----------	-------------

Billing Frequency: Quarterly

Annual cost per 120 HCF ( $\approx$  90,000 gallons):

Water	\$ 217.20
Sewer	\$ 234.00
Combined	\$ 451.20
Percentage change from 1992	0.0%

**Commercial Water Rates:**

Same as residential

Elderly and/or Lower Income Discounts: No

**Residential Sewer Rates:**

Effective: July 01, 1989  
Fund: Enterprise

All units	\$ 1.95/HCF
-----------	-------------

Based on 100% of water usage.

**Commercial Sewer Rates:**

Same as residential

---

**Lynnfield (W)**

---

**Residential Water Rates:**

Effective: September 01, 1992  
 Fund: n/a

Base charge per bill - includes  
 first 2,000 CF \$36.00  
 over 2,000 CF \$ 1.72/HCF

Billing Frequency: Semi-annual

Annual cost per 120 HCF (≈ 90,000 gallons):

Water	\$ 209.60
Sewer	\$ not sewered
Combined	\$ 209.60
Percentage change from 1992	0.0%

**Commercial Water Rates:**

n/a

Elderly and/or Lower Income Discounts: n/a

**Residential Sewer Rates:**

Effective: n/a  
 Fund: n/a

Community not sewered

**Commercial Sewer Rates:**

n/a

---

**Malden (W/S)**

---

**Residential Water Rates:**

Effective: July 01, 1993  
 Fund: General

Base charge per bill - includes  
 first 1,000 CF \$15.00  
 1,001 - 5,000 CF \$ 1.00/HCF  
 5,001 - 75,000 CF \$ 1.28 "  
 over 75,000 CF \$ 1.76 "

Billing Frequency: Semi-annual

Annual cost per 120 HCF (≈ 90,000 gallons):

Water	\$ 135.55
Sewer	\$ 346.45
Combined	\$ 482.00
Percentage change from 1992	11.9%

**Commercial Water Rates:**

n/a

Elderly and/or Lower Income Discounts: n/a

**Residential Sewer Rates:**

Effective: July 01, 1993  
 Fund: General

Base charge per bill - includes  
 first 1,000 CF \$15.00  
 1,001 - 5,000 CF \$ 2.78/HCF  
 5,001 - 75,000 CF \$ 4.71 "  
 over 75,000 CF \$ 5.24 "  
 Based on 100% of water usage.

**Commercial Sewer Rates:**

n/a



---

**Marblehead (W)**

---

**Residential Water Rates:**

Effective: July 01, 1993  
Fund: Enterprise

Base charge per bill \$ 6.00  
First 3,000 CF \$ 1.30/HCF  
over 3,000 CF \$ 1.65 "

Billing Frequency: Quarterly

Annual cost per 120 HCF (≈ 90,000 gallons):

Water	\$ 180.00
Sewer	\$ 264.00
Combined	\$ 444.00
Percentage change from 1992	4.2%

**Commercial Water Rates:**

Same as residential

Elderly and/or Lower Income Discounts: No

**Residential Sewer Rates:**

Effective: July 01, 1993  
Fund: Enterprise

Base charge per bill \$ 3.00  
First 3,000 CF \$ 2.10/HCF  
over 3,000 CF \$ 2.40/HCF  
Based on 100% of water usage.

**Commercial Sewer Rates:**

Same as residential

---

**Marlborough (partial W)**

---

**Residential Water Rates:**

Effective: July 01, 1993  
Fund: n/a

All units \$ 1.70/HCF

Billing Frequency: Quarterly

Annual cost per 120 HCF (≈ 90,000 gallons):

Water	\$ 204.00
Sewer	\$ 198.00
Combined	\$ 402.00
Percentage change from 1992	8.8%

**Commercial Water Rates:**

Same as residential

Elderly and/or Lower Income Discounts: No

**Residential Sewer Rates:**

Effective: July 01, 1993  
Fund: n/a

All units \$ 1.65/HCF  
Based on 100% of water usage.

**Commercial Sewer Rates:**

Same as residential

---

**Medford (W/S)**

---

**Residential Water Rates:**

Effective: July 01, 1993  
Fund: Enterprise

All units \$ 1.62/HCF

Billing Frequency: Quarterly

Annual cost per 120 HCF ( $\approx$  90,000 gallons):

Water	\$ 194.40
Sewer	\$ 440.40
Combined	\$ 634.80
Percentage change from 1992	8.1%

**Commercial Water Rates:**

Same as residential

Elderly and/or Lower Income Discounts: No

**Residential Sewer Rates:**

Effective: July 01, 1993  
Fund: Enterprise

All units \$ 3.67/HCF  
Based on 100% of water usage.

**Commercial Sewer Rates:**

Same as residential

---

**Melrose (W/S)**

---

**Residential Water Rates:**

Effective: July 01, 1991  
Fund: Special Revenue

All units \$ 2.35/HCF

Billing Frequency: Quarterly

Annual cost per 120 HCF ( $\approx$  90,000 gallons):

Water	\$ 282.00
Sewer	\$ 380.16
Combined	\$ 662.16
Percentage change from 1992	0.0%

**Commercial Water Rates:**

All units \$ 2.75/HCF

Elderly and/or Lower Income Discounts: Yes

**Residential Sewer Rates:**

Effective: July 01, 1991  
Fund: Special Revenue

All units \$ 3.52/HCF  
Based on 90% of water usage.

**Commercial Sewer Rates:**

All units \$ 3.52/HCF

---

**Milton (W/S)**

---

**Residential Water Rates:**

Effective: July 01, 1993  
Fund: Special Revenue

Base charge per bill - includes  
first 12 HCF \$12.00  
over 12 HCF \$ 1.70/HCF

Billing Frequency: Semi-annual

Annual cost per 120 HCF ( $\approx$  90,000 gallons):

Water	\$ 187.20
Sewer	\$ 499.20
Combined	\$ 686.40
Percentage change from 1992	7.5%

**Commercial Water Rates:**

Same as residential

Elderly and/or Lower Income Discounts: No

**Residential Sewer Rates:**

Effective: July 01, 1993  
Fund: Special Revenue

Base charge per bill - includes  
first 12 HCF \$12.00  
over 12 HCF \$ 4.95/HCF  
Based on 100% of water usage.

**Commercial Sewer Rates:**

Same as residential

---

**Nahant (W)**

---

**Residential Water Rates:**

Effective: September 1992  
Fund: General

All units \$ 2.30/HCF

Billing Frequency: Tri-annual

Annual cost per 120 HCF ( $\approx$  90,000 gallons):

Water	\$ 276.00
Sewer	\$ 360.00
Combined	\$ 636.00
Percentage change from 1992	17.8%

**Commercial Water Rates:**

Same as residential

Elderly and/or Lower Income Discounts: No

**Residential Sewer Rates:**

Effective: September 1992  
Fund: General

All units \$ 3.00/HCF  
Based on 100% of water usage.

**Commercial Sewer Rates:**

Same as residential

Nahant receives wholesale wastewater services from the Lynn Water and Sewer Commission, and anticipates adjusting water and sewer rates in January 1994.

---

**Natick (S)**

---

**Residential Water Rates:**

Effective: 1993  
Fund: General

All units \$ 1.30/HCF

Billing Frequency: Quarterly

Annual cost per 120 HCF ( $\approx$  90,000 gallons):

Water	\$ 156.00
Sewer	\$ 487.20
Combined	\$ 643.20
Percentage change from 1992	0.9%

**Residential Sewer Rates:**

Effective: 1993  
Fund: General

All units \$ 4.06/HCF  
Based on 100% water usage.

**Commercial Water Rates:**

n/a

**Commercial Sewer Rates:**

n/a

Elderly and/or Lower Income Discounts: n/a

Only 81% of Natick's census population is sewered.

---

**Needham (S/partial W)**

---

**Residential Water Rates:**

Effective: July 01, 1993  
Fund: General

All units \$ 0.85/HCF

Billing Frequency: Quarterly

Annual cost per 120 HCF ( $\approx$  90,000 gallons):

Water	\$ 102.00
Sewer	\$ 440.40
Combined	\$ 542.40
Percentage change from 1992	7.6%

**Residential Sewer Rates:**

Effective: July 01, 1993  
Fund: General

All units \$ 3.67/HCF  
Based on 100% of water usage.

**Commercial Water Rates:**

n/a

**Commercial Sewer Rates:**

n/a

Elderly and/or Lower Income Discounts: n/a

Only 87% of Needham's census population is sewered.

---

**Newton (W/S)**


---

**Residential Water Rates:**

Effective: April 1990  
Fund: Special Revenue

First 20 HCF \$ 1.28/HCF  
21 - 40 HCF \$ 1.42 "  
over 40 HCF \$ 1.51 "

Billing Frequency: Quarterly

Annual cost per 120 HCF (≈ 90,000 gallons):

Water	\$ 159.20
Sewer	\$ 300.00
Combined	\$ 459.20
Percentage change from 1992	0.0%

**Residential Sewer Rates:**

Effective: April 1990  
Fund: Special Revenue

First 20 HCF \$ 2.45/HCF  
21 - 40 HCF \$ 2.58 "  
over 40 HCF \$ 2.69 "  
Based on 100% of water usage.

**Commercial Water Rates:**

Same as residential

Elderly and/or Lower Income Discounts: Yes

**Commercial Sewer Rates:**

Same as residential

Newton anticipates adjusting water and sewer rates in April 1994.

---

**Northborough (partial W)**


---

**Residential Water Rates:**

Effective: October 01, 1992  
Fund: Enterprise

All units \$ 1.60/HCF

Billing Frequency: Semi-annual

Annual cost per 120 HCF (≈ 90,000 gallons):

Water	\$ 192.00
Sewer	\$ 192.00
Combined	\$ 384.00
Percentage change from 1992	0.0%

**Residential Sewer Rates:**

Effective: October 01, 1992  
Fund: Enterprise

All units \$ 1.60/HCF  
Based on 100% of water usage.

**Commercial Water Rates:**

Same as residential

Elderly and/or Lower Income Discounts: Yes

**Commercial Sewer Rates:**

Same as residential

---

**Norwood (W/S)**

---

**Residential Water Rates:**

Effective: August 01, 1993  
Fund: General

First 1,000 CF \$ 1.10/HCF  
over 1,000 CF \$ 1.41 "  
(Minimum Charge of \$5.50/Bill)

Billing Frequency: Bi-monthly

Annual cost per 120 HCF ( $\approx$  90,000 gallons):

Water	\$ 150.60
Sewer	\$ 302.40
Combined	\$ 453.00
Percentage change from 1992	8.8%

**Commercial Water Rates:**

First 500 CF \$ 1.10/HCF  
over 500 CF \$ 1.41 "  
(Minimum charge of \$11.00/Bill)

Elderly and/or Lower Income Discounts: No

**Residential Sewer Rates:**

Effective: August 01, 1993  
Fund: General

First 600 CF \$ 2.98/HCF  
over 600 CF \$ 5.42 "  
Based on 60% of water usage.

**Commercial Sewer Rates:**

First 300 CF \$ 2.98/HCF  
over 300 CF \$ 5.42 "  
Based on 60% of water usage.

---

**Peabody (partial W)**

---

**Residential Water Rates:**

Effective: July 01, 1993  
Fund: General

First 15 HCF \$ 1.33/HCF  
over 15 HCF \$ 1.42 "

Billing Frequency: Quarterly

Annual cost per 120 HCF ( $\approx$  90,000 gallons):

Water	\$ 165.00
Sewer	\$ 192.00
Combined	\$ 357.00
Percentage change from 1992	20.0%

**Commercial Water Rates:**

First 15 HCF \$ 1.44/HCF  
over 15 HCF \$ 1.53 "

Elderly and/or Lower Income Discounts: No

**Residential Sewer Rates:**

Effective: July 01, 1993  
Fund: General

First 15 HCF \$ 1.54/HCF  
over 15 HCF \$ 1.66 "  
Based on 100% of water usage.

**Commercial Sewer Rates:**

First 15 HCF \$ 1.68/HCF  
over 15 HCF \$ 1.75 "

Peabody receives wholesale wastewater service from the South Essex Sewerage District, and anticipates adjusting both water and sewer rates effective January 01, 1994.

---

**Quincy (W/S)**

---

**Residential Water Rates:**

Effective: July 01, 1993  
Fund: General

All units \$ 1.27/HCF

Billing Frequency: Quarterly

Annual cost per 120 HCF ( $\approx$  90,000 gallons):

Water	\$ 152.40
Sewer	\$ 418.32
Combined	\$ 570.72
Percentage change from 1992	7.9%

**Residential Sewer Rates:**

Effective: July 01, 1993  
Fund: General

All units \$ 4.98/HCF  
Based on 70% of water usage.

**Commercial Water Rates:**

Same as residential

**Commercial Sewer Rates:**

Same as residential

Elderly and/or Lower Income Discounts: Yes

Quincy has abandoned the inclining water rate structure used in previous years.

---

**Randolph (S)**

---

**Residential Water Rates:**

Effective: July 01, 1988  
Fund: General

All units \$ 1.00/HCF

Billing Frequency: Semi-annual

Annual cost per 120 HCF ( $\approx$  90,000 gallons):

Water	\$ 120.00
Sewer	\$ 343.20
Combined	\$ 463.20
Percentage change from 1992	4.3%

**Residential Sewer Rates:**

Effective: July 01, 1993  
Fund: General

All units \$ 2.86/HCF  
Based on 100% of water usage.

**Commercial Water Rates:**

All units \$ 1.00/HCF

**Commercial Sewer Rates:**

All units \$ 3.55/HCF  
Based on 100% of water usage.

Elderly and/or Lower Income Discounts: Yes

---

**Reading (S)**


---

**Residential Water Rates:**

Effective: August 01, 1993  
Fund: Enterprise

All units \$ 1.68/HCF

Billing Frequency: Quarterly

Annual cost per 120 HCF (≈ 90,000 gallons):

Water

Sewer

Combined

Percentage change from 1992

**Residential Sewer Rates:**

Effective: August 01, 1993  
Fund: Enterprise

All units \$ 5.06/HCF  
Based on 100% of water usage.

\$ 201.60

\$ 607.20

\$ 808.80

15.2%

**Commercial Water Rates:**

Same as residential

Elderly and/or Lower Income Discounts: No

**Commercial Sewer Rates:**

Same as residential

Reading anticipates adjusting both water and sewer rates effective February 01, 1994.

---

**Revere (W/S)**


---

**Residential Water Rates:**

Effective: July 01, 1993  
Fund: General

All units \$ 1.60/HCF

Billing Frequency: Semi-annual

Annual cost per 120 HCF (≈ 90,000 gallons):

Water

Sewer

Combined

Percentage change from 1992

**Residential Sewer Rates:**

Effective: July 01, 1993  
Fund: General

All units \$ 3.36/HCF  
Based on 100% of water usage.

\$ 192.00

\$ 403.20

\$ 595.20

0.0%

**Commercial Water Rates:**

Same as residential

Elderly and/or Lower Income Discounts: No

**Commercial Sewer Rates:**

Same as residential



---

**Saugus (W)**

---

**Residential Water Rates:**

Effective: July 01, 1990  
Fund: Enterprise

First 30 HCF	\$ 1.00/HCF
31 - 100 HCF	\$ 1.35 "
101 - 200 HCF	\$ 1.40 "
201 - 500 HCF	\$ 1.50 "
501 - 1,000 HCF	\$ 1.60 "
over 1,000 HCF	\$ 1.70 "

Billing Frequency: Semi-annual

Annual cost per 120 HCF ( $\approx$  90,000 gallons):

Water	\$ 141.00
Sewer	\$ 156.00
Combined	\$ 297.00
Percentage change from 1992	0.0%

**Commercial Water Rates:**

Same as residential

Elderly and/or Lower Income Discounts: No

**Residential Sewer Rates:**

Effective: July 01, 1990  
Fund: Enterprise

First 30 HCF	\$ 1.20/HCF
31 - 100 HCF	\$ 1.40 "
101 - 200 HCF	\$ 1.60 "
201 - 500 HCF	\$ 1.80 "
over 500 HCF	\$ 2.00 "

Based on 100% of water usage.

**Commercial Sewer Rates:**

Same as residential

---

**Somerville (W/S)**

---

**Residential Water Rates:**

Effective: July 01, 1993  
Fund: General

First 50 HCF	\$ 1.69/HCF
51 - 100 HCF	\$ 1.77 "
over 100 HCF	\$ 1.84 "

Billing Frequency: Quarterly

Annual cost per 120 HCF ( $\approx$  90,000 gallons):

Water	\$ 202.80
Sewer	\$ 303.60
Combined	\$ 506.40
Percentage change from 1992	4.7%

**Commercial Water Rates:**

Same as residential

Elderly and/or Lower Income Discounts: No

**Residential Sewer Rates:**

Effective: July 01, 1993  
Fund: General

First 50 HCF	\$ 2.53/HCF
51 - 100 HCF	\$ 2.65 "
over 100 HCF	\$ 2.96 "

Based on 100% of water usage.

**Commercial Sewer Rates:**

Same as residential

---

**South Hadley (W)**


---

**Residential Water Rates:**

Effective: April 01, 1993  
 Fund: Special Revenue

All units \$ 1.65/HCF

Billing Frequency: Quarterly

Annual cost per 120 HCF ( $\approx$  90,000 gallons):

Water	\$ 198.00
Sewer	\$ not sewered
Combined	\$ 198.00
Percentage change from 1992	57.1%

**Residential Sewer Rates:**

Effective: n/a  
 Fund: n/a

Community not sewered.

**Commercial Water Rates:**

Same as residential

Elderly and/or Lower Income Discounts: No

**Commercial Sewer Rates:**

Same as residential

South Hadley implemented its first rate change since April 01, 1991

---

**Southborough (W)**


---

**Residential Water Rates:**

Effective: November 01, 1990  
 Fund: Special Revenue

All units \$ 2.18/HCF

Billing Frequency: Quarterly

Annual cost per 120 HCF ( $\approx$  90,000 gallons):

Water	\$ 261.60
Sewer	\$ not sewered
Combined	\$ 261.60
Percentage change from 1992	0.0%

**Residential Sewer Rates:**

Effective: n/a  
 Fund: n/a

Community not sewered.

**Commercial Water Rates:**

Same as residential

Elderly and/or Lower Income Discounts: Yes

**Commercial Sewer Rates:**

Same as residential

---

**Stoneham (W/S)**

---

**Residential Water Rates:**

Effective: July 01, 1993  
Fund: Special Revenue

All units \$ 1.52/HCF

Billing Frequency: Quarterly

Annual cost per 120 HCF ( $\approx$  90,000 gallons):

Water	\$ 182.40
Sewer	\$ 528.00
Combined	\$ 710.40
Percentage change from 1992	20.3%

**Residential Sewer Rates:**

Effective: July 01, 1993  
Fund: Special Revenue

All units \$ 4.40/HCF  
Based on 100% of water usage.

**Commercial Water Rates:**

Same as residential

Elderly and/or Lower Income Discounts: No

**Commercial Sewer Rates:**

Same as residential

---

**Stoughton (S)**

---

**Residential Water Rates:**

Effective: July 01, 1993  
Fund: Enterprise

First 1,000 CF	\$ 31.94
next 1,000 CF	\$ 1.28/HCF
next 3,200 CF	\$ 1.45 "
next 6,600 CF	\$ 1.60 "
next 6,600 CF	\$ 1.75 "
next 6,600 CF	\$ 1.92 "
next 25,000 CF	\$ 2.09 "
next 50,000 CF	\$ 2.23 "
over 100,000 CF	\$ 2.65 "

Billing Frequency: Semi-annual

Annual cost per 120 HCF ( $\approx$  90,000 gallons):

Water	\$ 207.88
Sewer	\$ 594.00
Combined	\$ 801.88
Percentage change from 1992	8.9%

**Residential Sewer Rates:**

Effective: July 01, 1993  
Fund: Enterprise

Customers on town water pay \$4.95/HCF, based on 100% of water usage, with a minimum charge of \$77.23 per billing period.

Customers with private wells pay a flat charge of: \$198.16 per condominium  
\$297.25 per private home

**Commercial Water Rates:**

Same as residential

Elderly and/or Lower Income Discounts: Yes

Only 64% of Stoughton's census population is sewered.

**Commercial Sewer Rates:**

Same as residential

---

**Swampscott (W)**


---

**Residential Water Rates:**

Effective: January 01, 1993  
Fund: General

All units \$ 1.91/HCF

Billing Frequency: Semi-annual

Annual cost per 120 HCF ( $\approx$  90,000 gallons):

Water

Sewer

Combined

Percentage change from 1992

**Residential Sewer Rates:**

Effective: January 01, 1993  
Fund: General

All units \$ 1.69/HCF  
Based on 100% of water usage.

\$ 229.20

\$ 202.80

\$ 432.00

6.5%

**Commercial Water Rates:**

Same as residential

**Commercial Sewer Rates:**

Same as residential

Elderly and/or Lower Income Discounts: No

Swampscott anticipates adjusting its water and sewer rates effective January 1994.

---

**Wakefield (S/partial W)**


---

**Residential Water Rates:**

Effective: July 01, 1993  
Fund: Enterprise

Base charge per bill \$ 8.25

All units \$ 1.90/HCF

Billing Frequency: Quarterly

Annual cost per 120 HCF ( $\approx$  90,000 gallons):

Water

Sewer

Combined

Percentage change from 1992

**Residential Sewer Rates:**

Effective: July 01, 1993  
Fund: Enterprise

Base charge per bill \$ 8.25

All units \$ 3.60/HCF

Based on 100% of water usage.

\$ 261.00

\$ 465.00

\$ 726.00

25.6%

**Commercial Water Rates:**

Same as residential

**Commercial Sewer Rates:**

Same as residential

Elderly and/or Lower Income Discounts: No

Wakefield has begun to implement a major capital infrastructure improvement of approximately \$400,000 per year.

---

**Walpole (S)**

---

**Residential Water Rates:**

Effective: July 01, 1993  
Fund: n/a

All units \$ 2.154/HCF

Billing Frequency: Quarterly

Annual cost per 120 HCF ( $\approx$  90,000 gallons):

Water	\$ 258.48
Sewer	\$ 440.45
Combined	\$ 698.93
Percentage change from 1992	14.6%

**Commercial Water Rates:**

Same as residential

Elderly and/or Lower Income Discounts: No

**Residential Sewer Rates:**

Effective: July 01, 1993  
Fund: Special Revenue

Base charge per bill - includes  
first 50 HCF \$4.588/HCF  
over 50 HCF \$ 5.158 "  
Based on 80% of water usage.

**Commercial Sewer Rates:**

Same as residential

Only 56% of Walpole's census population is sewered.

---

**Waltham (W/S)**

---

**Residential Water Rates:**

Effective: July 01, 1993  
Fund: Enterprise

First 1,500 CF	\$ 1.19/HCF
1,500 - 4,000 CF	\$ 1.40 "
over 4,000 CF	\$ 1.61 "

Billing Frequency: Quarterly

Annual cost per 120 HCF ( $\approx$  90,000 gallons):

Water	\$ 155.40
Sewer	\$ 343.20
Combined	\$ 498.60
Percentage change from 1992	12.3%

**Commercial Water Rates:**

Same as residential

Elderly and/or Lower Income Discounts: No

**Residential Sewer Rates:**

Effective: July 01, 1993  
Fund: Enterprise

First 1,500 CF	\$ 2.83/HCF
1,500 - 4,000 CF	\$ 2.89 "
over 4,000 CF	\$ 2.95 "

Based on 100% of water usage.

**Commercial Sewer Rates:**

Same as residential

---

**Watertown (W/S)**

---

**Residential Water Rates:**

Effective: July 01, 1993  
Fund: General

Base charge per bill - includes  
first 25 HCF \$22.50  
over 25 HCF \$ 2.41/HCF

Billing Frequency: Semi-annual

Annual cost per 120 HCF ( $\approx$  90,000 gallons):

Water	\$ 213.70
Sewer	\$ 467.16
Combined	\$ 680.86
Percentage change from 1992	21.1%

**Residential Sewer Rates:**

Effective: July 01, 1993  
Fund: General

All units \$ 4.58/HCF  
Based on 85% of water usage.

**Commercial Water Rates:**

Same as residential

Elderly and/or Lower Income Discounts: No

**Commercial Sewer Rates:**

Same as residential

Increase attributable to operating losses during previous two years.

---

**Wellesley (S/partial W)**

---

**Residential Water Rates:**

Effective: August 01, 1993  
Fund: Enterprise

Base charge per bill \$ 3.45  
All units \$ 1.38/HCF

Billing Frequency: Bi-monthly

Annual cost per 120 HCF ( $\approx$  90,000 gallons):

Water	\$ 186.30
Sewer	\$ 420.00
Combined	\$ 606.30
Percentage change from 1992	4.8%

**Residential Sewer Rates:**

Effective: August 01, 1993  
Fund: Enterprise

Base charge per bill \$ 3.00  
All units \$ 3.35/HCF  
Based on 100% of water usage.

**Commercial Water Rates:**

"Readiness-to-serve" charge on water meters  
in excess of 5/8"

Elderly and/or Lower Income Discounts: No

**Commercial Sewer Rates:**

Same as residential

---

**Weston (W)**

---

**Residential Water Rates:**

Effective: January 01, 1993  
Fund: General

First 10,000 CF \$ 0.95/HCF  
next 10,000 CF \$ 1.30 "  
over 20,000 CF \$ 2.20 "  
(Minimum semi-annual charge of \$25.00)

Billing Frequency: Semi-annual

**Annual cost per 120 HCF (~ 90,000 gallons):**

Water	\$ 114.00
Sewer	\$ not sewered
Combined	\$ 114.00
Percentage change from 1992	0.0%

**Commercial Water Rates:**

All units \$ 2.20/HCF

Elderly and/or Lower Income Discounts: No

**Residential Sewer Rates:**

Effective: n/a  
Fund: n/a

Community not sewered.

**Commercial Sewer Rates:**

n/a

---

**Westwood (S)**

---

**Residential Water Rates:**

Effective: January 01, 1992  
Fund: n/a

Base charge - includes  
first 500 CF \$26.72  
over 500 CF \$ 3.09

Billing Frequency: Quarterly

**Annual cost per 120 HCF (~ 90,000 gallons):**

Water	\$ 415.88
Sewer	\$ 396.60
Combined	\$ 812.48
Percentage change from 1992	-14.9%

**Commercial Water Rates:**

Same as residential

Elderly and/or Lower Income Discounts: No

Only 77% of Westwood's census population is sewered.

**Residential Sewer Rates:**

Effective: September 01, 1993  
Fund: Enterprise

Base charge \$15.00  
First 25 HCF \$ 2.64/HCF  
25 - 70 HCF \$ 3.63 "  
over 70 HCF \$ 5.73 "  
Based on 100% of water usage.

**Commercial Sewer Rates:**

Same as residential

**Weymouth (S)****Residential Water Rates:**

Effective: July, 1993  
Fund: Enterprise

Base charge per bill - includes

first 8 HCF	\$20.00
9 - 24 HCF	\$ 1.50/HCF
25 - 1,024 HCF	\$ 1.60 "
over 1,024 HCF	\$ 1.70 "

Billing Frequency: Tri-annual

Annual cost per 120 HCF ( $\approx$  90,000 gallons):

Water	\$ 208.80
Sewer	\$ 447.84
Combined	\$ 656.64
Percentage change from 1992	9.1%

**Commercial Water Rates:**

Base charges per bill - including

First 8 HCF - 1 1/2" meter	\$80.00
first 8 HCF - 2"	\$100.00
first 8 HCF - 3"	\$200.00
first 8 HCF - 4"	\$400.00
first 8 HCF - 6"	\$750.00
first 8 HCF - 8"	\$799.92
first 8 HCF - 10"	\$799.92
9 - 24 HCF	\$ 1.50/HCF
25 - 1,024 HCF	\$ 1.60 "
over 1,024 HCF	\$ 1.70 "

Elderly and/or Lower Income Discounts: Yes

**Residential Sewer Rates:**

Effective: June, 1992  
Fund: Enterprise

Base charge per bill - includes

first 8 HCF	\$12.00
over 8 HCF	\$ 4.29/HCF

Based on 100% of water usage.

**Commercial Sewer Rates:**

Base charge per bill - includes

first 8 HCF	\$12.00
over 8 HCF	\$ 4.29/HCF

Based on 100% of water usage.

Weymouth anticipates adjusting its water and sewer rates effective April 1994.



---

**Wilbraham (W)**

---

**Residential Water Rates:**

Effective: October 01, 1992  
Fund: Enterprise

First 100 HCF \$ 1.00/HCF  
101 - 200 HCF \$ 1.35 "  
over 200 HCF \$ 1.70 "

Billing Frequency: Semi-annual

Annual cost per 120 HCF (≈ 90,000 gallons):

Water	\$ 120.00
Sewer	\$ 247.80
Combined	\$ 367.80
Percentage change from 1992	0.0%

**Commercial Water Rates:**

All units \$ 1.00/HCF

Elderly and/or Lower Income Discounts: No

**Residential Sewer Rates:**

Effective: October 01, 1992  
Fund: Enterprise

All units \$ 2.065/HCF  
Based on 100% of water usage.

**Commercial Sewer Rates:**

All units \$ 3.110/HCF  
Based on 100% of water usage.

---

**Wilmington (S)**

---

**Residential Water Rates:**

Effective: July 01, 1993  
Fund: Special Revenue

All units \$ 2.56/HCF

Billing Frequency: Quarterly

Annual cost per 120 HCF (≈ 90,000 gallons):

Water	\$ 307.20
Sewer	\$ 512.40
Combined	\$ 819.60
Percentage change from 1992	0.0%

**Commercial Water Rates:**

Same as residential

Elderly and/or Lower Income Discounts: No

**Residential Sewer Rates:**

Effective: September 22, 1993  
Fund: General

All units \$ 4.27/HCF  
Based on 100% of water usage.

**Commercial Sewer Rates:**

Same as residential

Only 9% of Wilmington's census population is sewered.

---

**Winchester (S/partial W)**


---

**Residential Water Rates:**

Effective: October 01, 1992  
Fund: Enterprise

0 - 75 HCF \$ 2.33/HCF  
over 75 HCF \$ 2.80 "

Billing Frequency: Quarterly

Annual cost per 120 HCF (~ 90,000 gallons):

Water	\$ 279.60
Sewer	\$ 412.80
Combined	\$ 692.40
Percentage change from 1992	0.0%

**Residential Sewer Rates:**

Effective: October 01, 1992  
Fund: Enterprise

0 - 75 HCF \$ 3.44/HCF  
over 75 HCF \$ 4.12 "

Based on 100% of water usage.

**Commercial Water Rates:**

Same as residential

Elderly and/or Lower Income Discounts: Yes

**Commercial Sewer Rates:**

Same as residential

---

**Winthrop (W/S)**


---

**Residential Water Rates:**

Effective: July 01, 1991  
Fund: Enterprise

All units \$ 2.10/HCF

Billing Frequency: Quarterly

Annual cost per 120 HCF (~ 90,000 gallons):

Water	\$ 252.00
Sewer	\$ 534.00
Combined	\$ 786.00
Percentage change from 1992	9.9%

**Residential Sewer Rates:**

Effective: July 01, 1993  
Fund: Enterprise

All units \$ 4.45/HCF

Based on 100% of water usage.

**Commercial Water Rates:**

Same as residential

Elderly and/or Lower Income Discounts: No

**Commercial Sewer Rates:**

Same as residential

---

**Woburn (S/partial W)**


---

**Residential Water Rates:**

Effective: July, 1992  
Fund: General

Flat rate of \$116.00 per year

Billing Frequency: Semi-annual

Annual cost per 120 HCF ( $\approx$  90,000 gallons):

Water	\$ 116.00
Sewer	\$ 198.00
Combined	\$ 314.00
Percentage change from 1992	0.0%

**Commercial Water Rates:**

All units \$ 2.35/HCF

Elderly and/or Lower Income Discounts: Yes

**Residential Sewer Rates:**

Effective: July, 1992  
Fund: General

Flat rate of \$198.00 per year

**Commercial Sewer Rates:**

304% of water charges

---

**Worcester (partial W)**


---

**Residential Water Rates:**

Effective: July 01, 1993  
Fund: Enterprise

All units \$ 1.47/HCF

Billing Frequency: Semi-annual

Annual cost per 120 HCF ( $\approx$  90,000 gallons):

Water	\$ 176.40
Sewer	\$ 153.60
Combined	\$ 330.00
Percentage change from 1992	2.4%

**Commercial Water Rates:**

Same as residential

Elderly and/or Lower Income Discounts: No

**Residential Sewer Rates:**

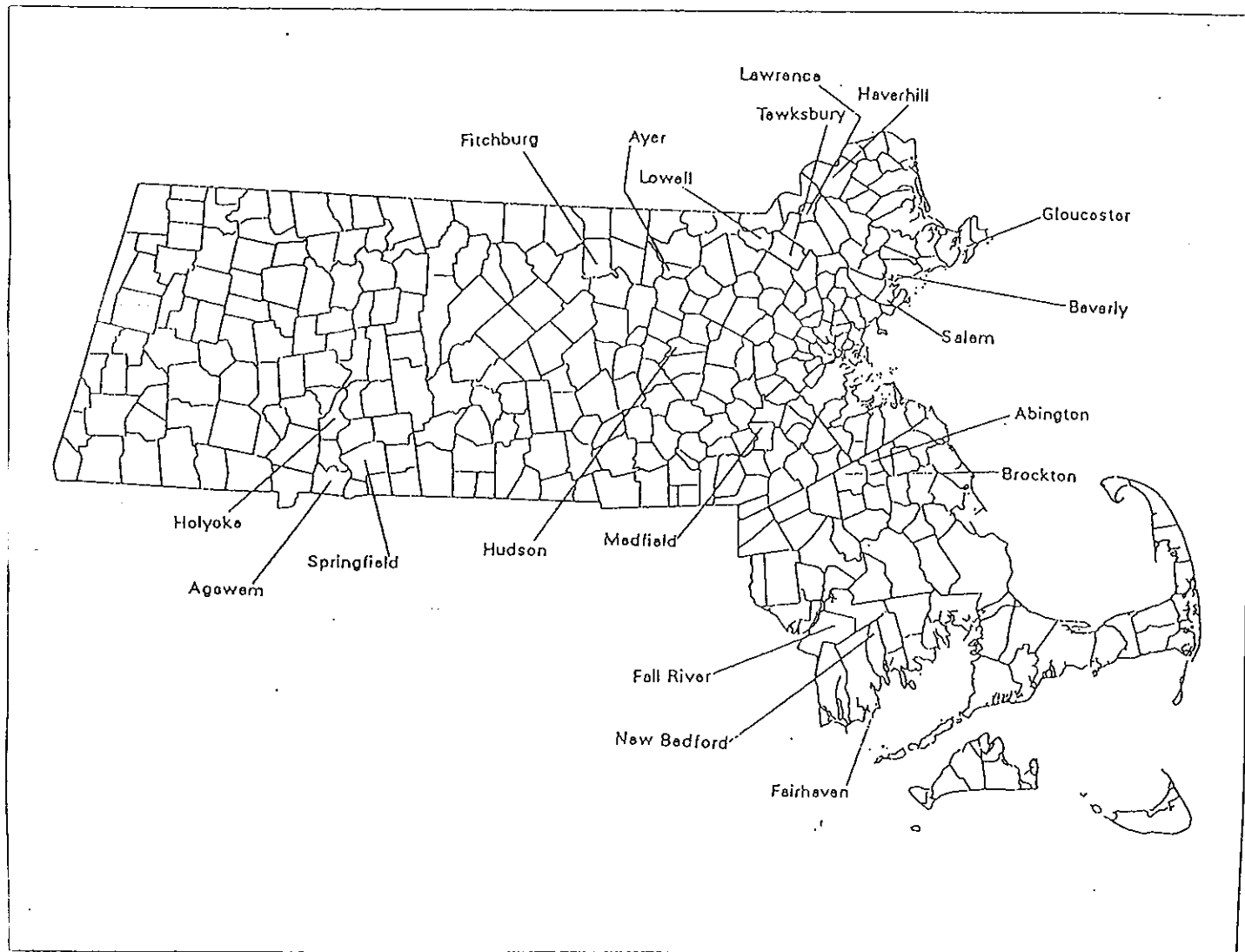
Effective: July 01, 1993  
Fund: Enterprise

All units \$ 1.60/HCF  
Based on 80% of water usage.  
(For meters 1" and larger, sewer usage is based on 100% of water usage.)

**Commercial Sewer Rates:**

See note above

# SELECTED NON-MWRA MASSACHUSETTS COMMUNITIES' 1993 WATER AND SEWER COSTS



**COMPARATIVE ANNUAL RESIDENTIAL WATER AND SEWER COSTS FOR  
SELECTED NON-MWRA COMMUNITIES IN MASSACHUSETTS**

	WATER	SEWER	COMBINED
Abington	\$298.00	\$240.00	\$538.00
Agawam	151.40	214.16	365.56
Ayer	108.00	240.00	348.00
Beverly	168.00	268.80	436.80
Brockton	215.00	206.00	421.00
Fairhaven	201.60	295.20	496.80
Fall River	63.60	115.20	178.80
Fitchburg	155.00	102.00	257.00
Gloucester	294.30	621.90	916.20
Haverhill	174.00	189.60	363.60
Holyoke	164.40	175.50	339.90
Hudson	164.40	176.40	340.80
Lawrence	162.00	168.00	330.00
Lowell	132.00	166.80	298.80
Medfield	148.80	249.75	398.55
New Bedford	102.00	189.00	291.00
Salem	138.00	170.40	308.40
Springfield	118.80	146.00	264.80
Tewksbury	337.50	252.00	589.50

*Water and sewer costs are computed on an annual water consumption of 12,000 cubic feet  
(or approximately 90,000 gallons).*

---

**Abington**


---

**Residential Water Rates:**

Effective: July, 1990  
Fund: Enterprise

Base charge per bill \$10.00  
All units \$ 2.15

Billing Frequency: Quarterly

Annual cost per 120 HCF ( $\approx$  90,000 gallons):

Water	\$ 298.00
Sewer	\$ 240.00
Combined	\$ 538.00

**Commercial Water Rates:**

n/a

Elderly and/or Lower Income Discounts: n/a

**Residential Sewer Rates:**

Effective: 1988  
Fund: n/a

All units \$ 2.00/HCF  
Based on 100% of water usage.

**Commercial Sewer Rates:**

n/a

---

**Agawam**


---

**Residential Water Rates:**

Effective: January 01, 1991  
Fund: Enterprise

Base charge per bill \$14.50  
All units \$ 1.02/HCF

Billing Frequency: Semi-annual

Annual cost per 120 HCF ( $\approx$  90,000 gallons):

Water	\$ 151.40
Sewer	\$ 214.16
Combined	\$ 365.56

**Commercial Water Rates:**

Same as residential

Elderly and/or Lower Income Discounts: Yes

**Residential Sewer Rates:**

Effective: May 01, 1990  
Fund: Special Revenue

Base charge per bill \$16.90  
All units \$ 1.67/HCF  
Based on 90% of water usage.

**Commercial Sewer Rates:**

Same as residential, except sewer usage is based on 100% of water usage.

---

**Ayer**

---

**Residential Water Rates:**

Effective: January 02, 1993  
Fund: General

All units \$ 0.90/HCF

Billing Frequency: Semi-annual

Annual cost per 120 HCF ( $\approx$  90,000 gallons):

Water	\$ 108.00
Sewer	\$ 240.00
Combined	\$ 348.00

**Commercial Water Rates:**

Same as residential

Elderly and/or Lower Income Discounts: n/a

**Residential Sewer Rates:**

Effective: January 02, 1993  
Fund: General

All units \$ 2.00/HCF  
Based on 100% of water usage.

**Commercial Sewer Rates:**

Same as residential

---

**Beverly**

---

**Residential Water Rates:**

Effective: January 1993  
Fund: General

All units \$ 1.40/HCF

Billing Frequency: Quarterly

Annual cost per 120 HCF ( $\approx$  90,000 gallons):

Water	\$ 168.00
Sewer	\$ 268.80
Combined	\$ 436.80

**Commercial Water Rates:**

Same as residential

Elderly and/or Lower Income Discounts: No

**Residential Sewer Rates:**

Effective: January 1993  
Fund: General

All units \$ 2.24  
Based on 100% of water usage.

**Commercial Sewer Rates:**

Same as residential

---

**Brockton**

---

**Residential Water Rates:**

Effective: January 01, 1993  
Fund: Enterprise

First 5,000 CF	\$ 1.70/HCF
5,000 - 10,000 CF	\$ 2.25 "
10,000 - 20,000 CF	\$ 2.35 "
20,000 - 50,000 CF	\$ 2.45 "
over 50,000 CF	\$ 2.50 "

**Residential Sewer Rates:**

Effective: July 01, 1992  
Fund: Enterprise

First 5,000 CF	\$ 1.65/HCF
5,000 - 10,000 CF	\$ 2.05 "
10,000 - 20,000 CF	\$ 2.40 "
20,000 - 50,000 CF	\$ 2.75 "
over 50,000 CF	\$ 3.00 "

Based on 100% of water usage.

Billing Frequency: Semi-annual readings, quarterly payments

Annual cost per 120 HCF ( $\approx$  90,000 gallons):

Water	\$ 215.00
Sewer	\$ 206.00
Combined	\$ 421.00

**Commercial Water Rates:**

Same as residential

**Commercial Sewer Rates:**

Same as residential

Elderly and/or Lower Income Discounts: No

---

**Fairhaven**

---

**Residential Water Rates:**

Effective: July 01, 1990  
Fund: n/a

All units	\$ 1.68/HCF
-----------	-------------

**Residential Sewer Rates:**

Effective: July 01, 1990  
Fund: n/a

All units	\$ 2.46/HCF
-----------	-------------

Based on 100% of water usage.

Billing Frequency: Semi-annual

Annual cost per 120 HCF ( $\approx$  90,000 gallons):

Water	\$ 201.60
Sewer	\$ 295.20
Combined	\$ 496.80

**Commercial Water Rates:**

Same as residential

**Commercial Sewer Rates:**

Same as residential

Elderly and/or Lower Income Discounts: No



---

**Fall River**

---

**Residential Water Rates:**

Effective: January 01, 1991  
Fund: General

All units \$ 0.53/HCF

Billing Frequency: Semi-annual

Annual cost per 120 HCF ( $\approx$  90,000 gallons):

Water	\$ 63.60
Sewer	\$ 115.20
Combined	\$ 178.80

**Commercial Water Rates:**

All units \$ 0.53/HCF

Elderly and/or Lower Income Discounts: n/a

**Residential Sewer Rates:**

Effective: July 01, 1982  
Fund: Enterprise

All units \$ 0.96/HCF  
Based on 100% of water usage.

**Commercial Sewer Rates:**

All units \$ 0.44/HCF  
Based on 100% of water usage.

---

**Fitchburg**

---

**Residential Water Rates:**

Effective: July 1990  
Fund: Enterprise

Base charge per bill - includes  
first 500 CF \$10.00  
over 500 CF \$ 1.15/HCF

Billing Frequency: Quarterly

Annual cost per 120 HCF ( $\approx$  90,000 gallons):

Water	\$ 155.00
Sewer	\$ 102.00
Combined	\$ 257.00

**Commercial Water Rates:**

Same as residential

Elderly and/or Lower Income Discounts: No

**Residential Sewer Rates:**

Effective: n/a  
Fund: General

All units \$ 0.85  
Based on 100% of water usage.

**Commercial Sewer Rates:**

Same as residential

---

## Gloucester

---

### Residential Water Rates:

Effective: 1991  
Fund: n/a

All units \$ 3.27/000 gals.

Billing Frequency: Semi-annual

Annual cost per 120 HCF ( $\approx$  90,000 gallons):

Water	\$ 294.30
Sewer	\$ 621.90
Combined	\$ 916.20

### Commercial Water Rates:

n/a

Elderly and/or Lower Income Discounts: n/a

### Residential Sewer Rates:

Effective: 1991  
Fund: n/a

All units \$ 6.91/000 gals.  
Based on 100% of water usage.

### Commercial Sewer Rates:

n/a

---

## Haverhill

---

### Residential Water Rates:

Effective: July 1992  
Fund: Enterprise

All units \$ 1.45/HCF

Billing Frequency: Semi-annual

Annual cost per 120 HCF ( $\approx$  90,000 gallons):

Water	\$ 174.00
Sewer	\$ 189.60
Combined	\$ 363.60

### Commercial Water Rates:

Same as residential

Elderly and/or Lower Income Discounts: No

### Residential Sewer Rates:

Effective: July 1992  
Fund: Enterprise

All units \$ 1.58/HCF  
Based on 100% of water usage.

### Commercial Sewer Rates:

Same as residential

---

## Holyoke

---

### Residential Water Rates:

Effective: May 1993  
Fund: Enterprise

All units \$ 1.80/000 gals.

Billing Frequency: Quarterly

Annual cost per 120 HCF ( $\approx$  90,000 gallons):

Water

Sewer

Combined

### Residential Sewer Rates:

Effective: July 1990  
Fund: Enterprise

All units \$ 1.95/000 gals.  
Based on 100% water usage.

\$ 162.00

\$ 175.50

\$ 337.50

### Commercial Water Rates:

Same as residential

### Commercial Sewer Rates:

Same as residential

Elderly and/or Lower Income Discounts: n/a

---

## Hudson

---

### Residential Water Rates:

Effective: July 01, 1993  
Fund: General

All units \$ 1.37/HCF

Billing Frequency: Quarterly

Annual cost per 120 HCF ( $\approx$  90,000 gallons):

Water

Sewer

Combined

### Residential Sewer Rates:

Effective: July 01, 1993  
Fund: General

All units \$ 1.47/HCF  
Based on 100% of water usage.

\$ 164.40

\$ 176.40

\$ 340.80

### Commercial Water Rates:

Same as residential

### Commercial Sewer Rates:

Same as residential

Elderly and/or Lower Income Discounts: No

---

## Lawrence

---

### Residential Water Rates:

Effective: 1988  
Fund: General

All units \$ 1.35/HCF

Billing Frequency: Quarterly

Annual cost per 120 HCF ( $\approx$  90,000 gallons):

Water

Sewer

Combined

### Residential Sewer Rates:

Effective: 1989  
Fund: n/a

All units \$ 1.40/HCF  
Based on 100% of water usage.

### Commercial Water Rates:

All units \$ 1.35/HCF

### Commercial Sewer Rates:

First 575 CF \$ 1.40/HCF  
over 575 CF \$ 2.64 "  
Based on 100% of water usage.

Elderly and/or Lower Income Discounts: n/a

---

## Lowell

---

### Residential Water Rates:

Effective: November, 1988  
Fund: General

All units \$ 1.10/HCF

Billing Frequency: Quarterly

Annual cost per 120 HCF ( $\approx$  90,000 gallons):

Water

Sewer

Combined

### Residential Sewer Rates:

Effective: October, 1992  
Fund: Enterprise

All units \$ 1.39/HCF  
Based on 100% of water usage.

### Commercial Water Rates:

Same as residential

Elderly and/or Lower Income Discounts: n/a

### Commercial Sewer Rates:

Same as residential

---

**Medfield**

---

**Residential Water Rates:**

Effective: October 01, 1993  
Fund: Enterprise

0 - 35,000 gals.	\$ 1.44/000 gals.
35,000 - 70,000 gals.	\$ 2.40 "
over 70,000 gals.	\$ 3.30 "

Billing Frequency: Semi-annual

Annual cost per 120 HCF ( $\approx$  90,000 gallons):

Water	\$ 148.80
Sewer	\$ 249.75
Combined	\$ 398.55

**Commercial Water Rates:**

Same as residential

Elderly and/or Lower Income Discounts: n/a

**Residential Sewer Rates:**

Effective: April 01, 1991  
Fund: Enterprise

All units \$ 3.70/000 gals.  
Based on 75% of water usage.

**Commercial Sewer Rates:**

Same as residential - usage based on 100% of water usage.

---

**New Bedford**

---

**Residential Water Rates:**

Effective: July 01, 1990  
Fund: General

All units \$ 0.85/HCF

Billing Frequency: Quarterly

Annual cost per 120 HCF ( $\approx$  90,000 gallons):

Water	\$ 102.00
Sewer	\$ 189.00
Combined	\$ 291.00

**Commercial Water Rates:**

Same as residential

Elderly and/or Lower Income Discounts: n/a

**Residential Sewer Rates:**

Effective: July 01, 1993  
Fund: Enterprise

All units \$ 1.575/HCF  
Based on 100% of water usage.

**Commercial Sewer Rates:**

Same as residential

---

**Salem**

---

**Residential Water Rates:**

Effective: February 01, 1993  
 Fund: Enterprise

All units \$ 1.15/HCF

Billing Frequency: Quarterly

Annual cost per 120 HCF ( $\approx$  90,000 gallons):

Water	\$ 138.00
Sewer	\$ 170.40
Combined	\$ 308.40

**Commercial Water Rates:**

n/a

Elderly and/or Lower Income Discounts: n/a

**Residential Sewer Rates:**

Effective: February 01, 1993  
 Fund: Enterprise

All units \$ 1.42/HCF  
 Based on 100% of water usage.

**Commercial Sewer Rates:**

n/a

---

**Springfield**

---

**Residential Water Rates:**

Effective: January 01, 1991  
 Fund: n/a

All units \$ 0.99/HCF

Billing Frequency: Quarterly

Annual cost per 120 HCF ( $\approx$  90,000 gallons):

Water	\$ 118.80
Sewer	\$ 146.00
Combined	\$ 264.80

**Commercial Water Rates:**

n/a

Elderly and/or Lower Income Discounts: n/a

**Residential Sewer Rates:**

Effective: July 01, 1993  
 Fund: n/a

Base charge \$ 2.00  
 All units \$ 1.15  
 Based on 100% water usage.

**Commercial Sewer Rates:**

n/a

---

## Tewksbury

---

### Residential Water Rates:

Effective: July 01, 1992  
Fund: General

First 150,000 gals/year      \$ 3.75/000 gals.  
over 150,000 gals/year      \$ 4.50 "

Billing Frequency:      Semi-annual

Annual cost per 120 HCF (≈ 90,000 gallons):

Water	\$ 337.50
Sewer	\$ 252.00
Combined	\$ 589.50

### Commercial Water Rates:

Same as residential

Elderly and/or Lower Income Discounts: n/a

### Residential Sewer Rates:

Effective: July 01, 1992  
Fund: General

All units      \$ 2.80/000 gals.  
Based on 100% water usage.

### Commercial Sewer Rates:

Same as residential

# COMPARATIVE RESIDENTIAL 1993 WATER AND SEWER COSTS FOR U.S. CITIES



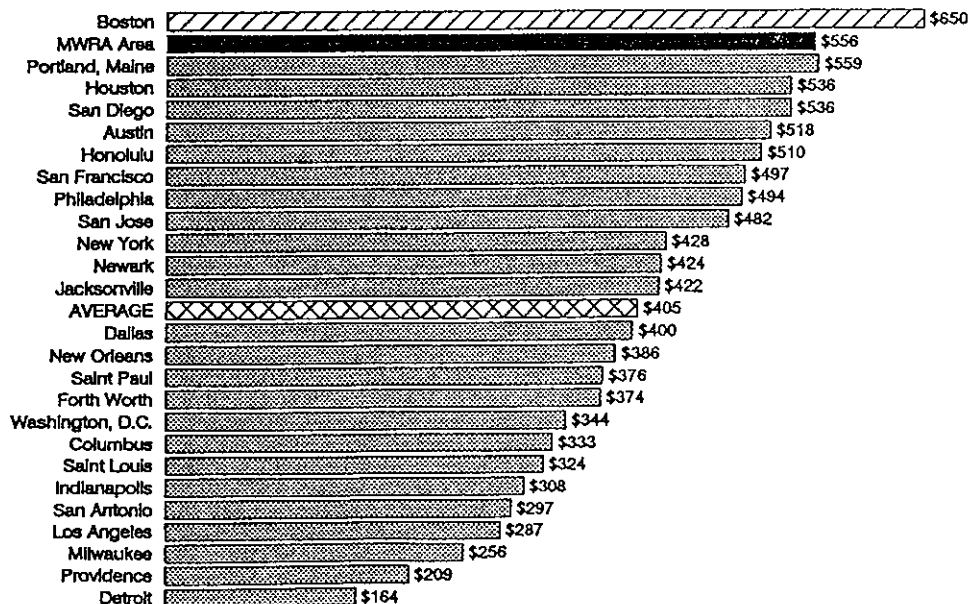


## COMPARATIVE ANNUAL RESIDENTIAL WATER & SEWER COSTS FOR MAJOR U.S. CITIES 1993

	WATER	SEWER	COMBINED
Austin, Texas	\$214.68	\$303.60	\$518.28
Boston, Massachusetts	239.09	411.01	650.10
Columbus, Ohio	139.92	192.60	332.52
Dallas, Texas	139.50	260.88	400.38
Detroit, Michigan	74.40	89.34	163.74
Forth Worth, Texas	190.20	183.60	373.80
Honolulu, Hawaii	155.40	355.03	510.43
Houston, Texas	259.80	276.30	536.10
Indianapolis, Indiana	181.20	126.41	307.61
Jacksonville, Florida	113.40	308.94	422.34
Los Angeles, California	189.60	97.63	287.23
Milwaukee, Wisconsin	129.00	126.68	255.68
New Orleans, Louisiana	222.60	163.59	386.19
New York, New York	121.20	307.19	428.39
Newark, New Jersey	181.56	242.80	424.36
Philadelphia, Pennsylvania	168.84	324.84	493.68
Portland, Maine	207.48	351.60	559.08
Providence, Rhode Island	98.80	110.64	209.44
Saint Louis, Missouri	123.60	200.76	324.36
Saint Paul, Minnesota	142.80	232.80	375.60
San Antonio, Texas	120.20	176.40	296.60
San Diego, California	191.64	344.32	535.96
San Francisco, California	156.00	340.69	496.69
San Jose, California	145.16	337.20	482.36
Washington, D.C.	120.48	223.68	344.16
<b>AVERAGE</b>	<b>\$161.06</b>	<b>\$243.54</b>	<b>\$404.60</b>
<b>MWRA Service Area</b>	<b>\$200.33</b>	<b>\$355.94</b>	<b>\$556.26</b>

Water and sewer costs are computed on an annual water consumption of 12,000 cubic feet  
(or approximately 90,000 gallons).

### COMPARATIVE CHART OF RESIDENTIAL COMBINED WATER AND SEWER ANNUAL COSTS



Source: MWRA Advisory Board 1993 Water & Sewer Retail Rate Survey  
Costs based on annual water consumption of 12,000 cubic feet (approximately 90,000 gallons) - rounded to the whole dollar.

---

**Austin, Texas**


---

**Residential Water Rates:**

Effective: November 10, 1991  
 Fund: Enterprise

Base charge per bill (5/8" meter) - includes  
 first 2,000 gals. \$ 5.46  
 over 2,000 gals. \$ 2.26/000 gals.

Billing Frequency: Monthly

Annual cost per 120 HCF ( $\approx$  90,000 gallons):

Water	\$ 214.68
Sewer	\$ 303.60
Combined	\$ 518.28

**Residential Sewer Rates:**

Effective: November 01, 1991  
 Fund: Enterprise

Base charge per bill \$ 5.61  
 All units \$ 3.58/000 gals.  
 Based on 100% water usage after the first 2,000  
 gals/month.

---

**Columbus, Ohio**


---

**Residential Water Rates:**

Effective: January 01, 1993  
 Fund: n/a

Base charge per bill	\$10.59
First 1,500 CF/month	\$ 0.813/HCF
next 23,500 CF/month	\$ 0.765 "
next 175,000 CF/month	\$ 0.593 "
next 800,000 CF/month	\$ 0.568 "
next 1,000 CF/month	\$ 0.508 "
balance/month	\$ 0.508 "

Billing Frequency: Quarterly

Annual cost per 120 HCF ( $\approx$  90,000 gallons):

Water	\$ 139.92
Sewer	\$ 192.60
Combined	\$ 332.52

**Residential Sewer Rates:**

Effective: January 01, 1993  
 Fund: n/a

Base charge per bill \$ 5.42  
 All units \$1.4244/HCF  
 Based on 100% of water usage.

---

**Dallas, Texas**


---

**Residential Water Rates:**

Effective: n/a  
Fund: n/a

Base charge/bill (5/8" meter) \$ 1.92  
First 4,000 gals. \$ 1.00/000 gals.  
4,001 - 10,000 gals. \$ 1.63 "  
over 10,000 \$ 2.15 "

Billing Frequency: Monthly

Annual cost per 120 HCF ( $\approx$  90,000 gallons):

Water	\$ 139.50
Sewer	\$ 260.88
Combined	\$ 400.38

**Residential Sewer Rates:**

Effective: n/a  
Fund: n/a

Base charge/bill \$ 2.39  
All units \$ 2.58/000 gals.  
Based on 100% water usage.

---

**Detroit, Michigan**


---

**Residential Water Rates:**

Effective: August 01, 1993  
Fund: Enterprise

First 3,000 CF \$ 0.62/HCF  
next 30,000 CF \$ 0.562 "  
over 33,000 CF \$ 0.506 "

Billing Frequency: Monthly

Annual cost per 120 HCF ( $\approx$  90,000 gallons):

Water	\$ 74.40
Sewer	\$ 89.34
Combined	\$ 163.74

**Residential Sewer Rates:**

Effective: August 01, 1993  
Fund: Enterprise

All units \$ 0.752/HCF  
Based on 99% of water usage.

---

**Fort Worth, Texas**


---

**Residential Water Rates:**

Effective: November 1989  
Fund: Enterprise

Base charge/bill (5/8" meter) \$ 3.05  
First 4,000 CF \$ 1.28/HCF  
over 2,000 CF \$ 1.44 "

Billing Frequency: Monthly

Annual cost per 120 HCF ( $\approx$  90,000 gallons):

Water  
Sewer  
Combined

**Residential Sewer Rates:**

Effective: August 1993  
Fund: Enterprise

Base charge per bill \$ 4.50  
All units \$ 1.08/HCF  
Based on individual customer's average monthly usage during the preceding months of December, January and February.

\$ 190.20  
\$ 183.60  
\$ 373.80

---

**Honolulu, Hawaii**


---

**Residential Water Rates:**

Effective: July 01, 1993  
Fund: n/a

Base charge per month \$ 1.85  
First 13,000 gals/month \$ 1.48/000 gals.  
13,001 - 30,000 gals/month \$ 1.74 "  
over 30,000 gals/month \$ 2.62 "

Billing Frequency: Bi-monthly

Annual cost per 120 HCF ( $\approx$  90,000 gallons):

Water  
Sewer  
Combined

**Residential Sewer Rates:**

Effective: July 01, 1993  
Fund: n/a

Base charge per month - includes  
first 2,000 gals/month \$24.85  
over 2,000 gals/month \$ 1.05/000 gals.  
Based on 82% of water usage after first 2,000 gals/month.

\$ 155.40  
\$ 355.03  
\$ 510.43

---

**Houston, Texas**


---

**Residential Water Rates:**

Effective: July 01, 1993  
Fund: n/a

Base charge/bill (5/8" meter)  
with 0 - 3,000 gals/month \$ 2.95  
with 3,000 - 4,000 gals/month \$12.82  
with 4,000 - 5,000 gals/month \$15.13  
over 5,000 gals/month \$18.11

6,000 - 12,000 gals/month \$ 2.36/000 gals.  
over 12,000 gals/month \$ 4.30/000 gals.

Billing Frequency: Monthly

Annual cost per 120 HCF ( $\approx$  90,000 gallons):

Water	\$ 259.80
Sewer	\$ 276.30
Combined	\$ 536.10

**Residential Sewer Rates:**

Effective: July 01, 1993  
Fund: n/a

Base charge per bill - includes  
first 3,000 gals/month \$ 5.55  
over 3,000 gals/month all units, including first  
3,000 gallons, are billed at \$ 3.09/000 gals.

---

**Indianapolis, Indiana**


---

**Residential Water Rates:**

Effective: June 12, 1992  
Fund: n/a

Base charge/bill (5/8" meter) \$ 4.70  
First 1,500 CF \$ 1.04/HCF  
next 18,500 CF \$ 1.01 "  
next 80,000 CF \$ 0.92 "  
next 400,000 CF \$ 0.59 "  
over 500,000 CF \$ 0.42 "

Billing Frequency: Monthly

Annual cost per 120 HCF ( $\approx$  90,000 gallons):

Water	\$ 181.20
Sewer	\$ 126.41
Combined	\$ 307.61

**Residential Sewer Rates:**

Effective: December 06, 1992  
Fund: n/a

Base charge per bill \$ 2.03  
All units \$ 0.850425/HCF  
Based on individual's customer's average  
water usage during the preceding  
months of October through April

---

**Jacksonville, Florida**


---

**Residential Water Rates:**

Effective: July 01, 1993  
Fund: Enterprise

Base charge/bill (5/8" meter)	\$ 5.65
First 1,500 CF	\$ 0.38/HCF
1,600 - 3,000 CF	\$ 0.48 "
over 3,000 CF	\$ 0.63 "

**Residential Sewer Rates:**

Effective: July 01, 1993  
Fund: Enterprise

Base charge/bill (5/8" meter)	\$ 2.85
All units	\$ 2.41/HCF

Residential sewer charges are based on actual water usage up to a maximum of 3,000 CF per month for October thru March. April thru September sewer charges are based on 90% of actual water usage.

Billing Frequency: Monthly

Annual cost per 120 HCF ( $\approx$  90,000 gallons):

Water	\$ 113.40
Sewer	\$ 308.94
Combined	\$ 422.34

---

**Los Angeles, California**


---

**Residential Water Rates:**

Effective: October 01, 1993  
Fund: Enterprise

November 1 thru May 31	
0 - 22 HCF	\$ 1.58/HCF
over 22 HCF	\$ 2.33 "

June 1 through October 31	
0 - 28 HCF	\$ 1.58/HCF
over 28 HCF	\$ 2.98 "

Billing Frequency: Bi-monthly

Annual cost per 120 HCF ( $\approx$  90,000 gallons):

Water	\$ 189.60
Sewer	\$ 97.63
Combined	\$ 287.23

**Residential Sewer Rates:**

Effective: July 01, 1993  
Fund: Enterprise

All units	\$ 1.356/HCF
-----------	--------------

Based on 60% of water usage

---

**Milwaukee, Wisconsin**


---

**Residential Water Rates:**

Effective: December 15, 1990  
 Fund: Enterprise

Base charge/bill (3/4" meter)	\$ 9.75
First 10,000 CF	\$ 0.75/HCF
next 490,000 CF	\$ 0.71 "
next 1,500,000 CF	\$ 0.46 "
over 2,000,000 CF	\$ 0.40 "

Billing Frequency: Quarterly

Annual cost per 120 HCF (≈ 90,000 gallons):

Water	\$ 129.00
Sewer	\$ 126.68
Combined	\$ 255.68

**Residential Sewer Rates:**

Effective: February 01, 1993  
 Fund: Enterprise

Service charge per bill	\$10.37
All units	\$ 0.71/HCF

Based on 100% of water usage.

---

**New Orleans, Louisiana**


---

**Residential Water Rates:**

Effective: n/a  
 Fund: n/a

Base charge/bill (5/8" meter)	\$ 3.10
0 - 20,000 gals.	\$ 2.06/000 gals.
20,000 - 1,000,000 gals.	\$ 1.85 "
over 1,000,000 gals.	\$ 1.42 "

Billing Frequency: Monthly

Annual cost per 120 HCF (≈ 90,000 gallons):

Water	\$ 222.60
Sewer	\$ 163.59
Combined	\$ 386.19

**Residential Sewer Rates:**

Effective: n/a  
 Fund: n/a

Base charge per bill	\$ 5.60
All units	\$ 1.26/000 gals.

Based on 85% of water usage.

---

## New York, New York

---

### Residential Water Rates:

Effective: July 01, 1993  
Fund: Enterprise

All units \$ 1.01/HCF

Billing Frequency: Semi-annual

Annual cost per 120 HCF (≈ 90,000 gallons):

Water	\$ 121.20
Sewer	\$ 307.19
Combined	\$ 428.39

### Residential Sewer Rates:

Effective: July 01, 1993  
Fund: Enterprise

All units \$ 1.61/HCF  
Based on 159% of water usage.

---

## Newark, New Jersey

---

### Residential Water Rates:

Effective: April 1, 1991  
Fund: General

Base charge per bill - includes

first 1,000 CF	\$15.13
next 100,000 CF	\$ 1.513/HCF
next 400,000 CF	\$ 1.350 "
over 500,000 CF	\$ 1.211 "

Billing Frequency: Quarterly

Annual cost per 120 HCF (≈ 90,000 gallons):

Water	\$ 181.56
Sewer	\$ 242.80
Combined	\$ 424.36

### Residential Sewer Rates:

Effective: October 04, 1993  
Fund: Enterprise

Base charge per bill - includes

first 1,000 CF	\$30.30
over 1,000 CF	\$ 1.52/HCF

Based on 100% of water usage.



---

**Philadelphia, Pennsylvania**


---

**Residential Water Rates:**

Effective: July 01, 1993  
Fund: Enterprise

Base charge/bill (5/8" meter)	\$ 2.54
First 2,000 CF	\$ 1.153/HCF
next 98,000 CF	\$ 0.891 "
next 1,900,000 CF	\$ 0.775 "
over 2,000,000 CF	\$ 0.598 "

Billing Frequency: Monthly

Annual cost per 120 HCF (~ 90,000 gallons):

Water	\$ 168.84
Sewer	\$ 324.84
Combined	\$ 493.68

**Residential Sewer Rates:**

Effective: July 01, 1993  
Fund: Enterprise

Base charge/bill (5/8 " meter)	\$ 15.23
All units	\$ 1.184/HCF
Based on 100% of water usage	

---

**Portland, Maine**


---

**Residential Water Rates:**

Effective: November 01, 1992  
Fund: Enterprise

Base charge per bill - includes	
first 100 CF	\$ 6.85
100 - 3,000 CF	\$ 1.16/HCF
3,000 - 10,000 CF	\$ 0.85 "
10,000 - 50,000 CF	\$ 0.62 "
over 50,000 CF	\$ 0.41 "

Billing Frequency: Monthly

Annual cost per 120 HCF (~ 90,000 gallons):

Water	\$ 207.48
Sewer	\$ 351.60
Combined	\$ 559.08

**Residential Sewer Rates:**

Effective: March 1990  
Fund: n/a

Base charge per bill - includes	
first 200 CF	\$ 5.86
over 200 CF	\$ 2.93/HCF
Based on 100% of water usage	

---

**Providence, Rhode Island**


---

**Residential Water Rates:**

Effective: December 30, 1992  
 Fund: Enterprise

Base charge per bill \$10.00  
 First 1,000 CF \$ 0.57/HCF  
 over 1,000 CF \$ 0.45 "

**Residential Sewer Rates:**

Effective: February 15, 1991  
 Fund: Enterprise

Base charge per bill - includes  
 200 gallons/day \$65.00  
 over 200 gallons/day \$ 1.69/HCF  
 (Sewer costs based on service from the Narragansett  
 Bay Commission Field's Point Wastewater Treatment  
 Facility.

Billing Frequency: Water Quarterly, Sewer Annually

Annual cost per 120 HCF ( $\approx$  90,000 gallons):

Water	\$ 98.80
Sewer	\$ 110.64
Combined	\$ 209.44

---

**Saint Louis, Missouri**


---

**Residential Water Rates:**

Effective: n/a  
 Fund: n/a

Base charge per bill \$ 9.60  
 First 25,000 CF \$ 0.71/HCF  
 next 1,975,000 CF \$ 0.56 "  
 over 2,000,000 CF \$ 0.42 "

**Residential Sewer Rates:**

Effective: July 01, 1993  
 Fund: Special Revenue

Base charge per bill \$ 6.83  
 All units \$ 0.99/HCF  
 Based on 100% of water usage.

Billing Frequency: Water Quarterly, Sewer Monthly

Annual cost per 120 HCF ( $\approx$  90,000 gallons):

Water	\$ 123.60
Sewer	\$ 200.76
Combined	\$ 324.36

---

## Saint Paul, Minnesota

---

### Residential Water Rates:

Effective: January 01, 1993  
Fund: n/a

Winter - January thru May and December:  
and December:  
First 50,000 CF \$ 1.14/HCF

Summer - June thru November:  
First 50,000 CF \$ 1.24/HCF  
over 50,000 CF \$ 1.05 "

Billing Frequency: Quarterly

Annual cost per 120 HCF ( $\approx$  90,000 gallons):

Water	\$ 142.80
Sewer	\$ 232.80
Combined	\$ 375.60

### Residential Sewer Rates:

Effective: January 01, 1993  
Fund: n/a

All units \$ 1.94/HCF  
Based on 100% of water usage.  
Minimum charge of \$7.20 for 3/4" meters.

---

## San Antonio, Texas

---

### Residential Water Rates:

Effective: December 17, 1990  
Fund: n/a

Base charge/bill (5/8" meter) \$ 4.98

Winter - November thru June  
First 500 CF \$ 0.444/HCF  
next 500 CF \$ 0.545 "  
next 1,000 CF \$ 0.610 "  
over 2,000 CF \$ 1.218 "

Summer - July thru October  
First 500 CF \$ 0.444/HCF  
next 500 CF \$ 0.600 "  
next 500 CF \$ 0.665 "  
over 2,000 CF \$ 1.277 "

Billing Frequency: Monthly

Annual cost per 120 HCF ( $\approx$  90,000 gallons):

Water	\$ 120.20
Sewer	\$ 176.40
Combined	\$ 296.60

### Residential Sewer Rates:

Effective: October 01, 1988  
Fund: n/a

First 200 CF \$ 5.10  
over 200 CF \$ 1.20/HCF

Computed on the basis of average water  
usage for 90 days during the period  
beginning after November 15 and ending  
March 15 of each year.

New customers or customers moving  
from location to another who would not  
have a winter record of water usage are  
billed an Unaveraged Residential Charge  
of \$14.28 per month.

---

## San Diego, California

---

### Residential Water Rates:

Effective: July 01, 1993  
Fund: n/a

Base charge/bill (1" meter)	\$ 6.24
First 20 HCF	\$ 1.285/HCF
over 20 HCF	\$ 1.422 "

Billing Frequency: Bi-monthly

Annual cost per 120 HCF ( $\approx$  90,000 gallons):

Water	\$ 191.64
Sewer (1)	\$ 344.32
Combined	\$ 535.96

### Residential Sewer Rates:

Effective: July 01, 1993  
Fund: n/a

Base charge per bill	\$12.72
All units	\$ 2.15/HCF
Based on 60 day winter usage.	
Storm drain	\$ 1.68

(1) Single Family Dwelling Customers who were not occupants for at least 1/2 of the previous winter (Dec 92 thru Mar 93) will be billed at least the following Single Family Dwelling Flat Sewer Rate until July 01, 1994:

Sewer Base Fee	\$12.72
Sewer Charge	\$30.50
Total	\$43.22/Bi-monthly

---

## San Francisco, California

---

### Residential Water Rates:

Effective: July 01, 1993  
Fund: Enterprise

Base charge/bill (5/8" meter)	\$ 5.60
All units	\$ 1.02/HCF

Billing Frequency: Bi-monthly

Annual cost per 120 HCF ( $\approx$  90,000 gallons):

Water	\$ 156.00
Sewer	\$ 340.69
Combined	\$ 496.69

### Residential Sewer Rates:

Effective: August 01, 1993  
Fund: Enterprise

First 6 HCF	\$1.5967/HCF
over 6 HCF	\$3.9335 "
Based on 90% of water usage.	

---

**San Jose, California**

---

**Residential Water Rates:**

Effective: July 1993  
Fund: n/a

Base charge/bill (5/8" meter) \$ 6.30  
All units \$ 1.261/HCF

Billing Frequency: Water Monthly

Annual cost per 120 HCF ( $\approx$  90,000 gallons):

Water \$ 226.92

Sewer \$ 250.70 (includes storm drain charge)

Combined \$ 477.62

**Residential Sewer Rates:**

Effective: July 1993  
Fund: n/a

Flat rate \$208.70/year  
Storm drain charge \$ 42.00/year  
Annual charges for a Single Family  
Residence include the storm drain charge.

---

**Seattle, Washington**

---

**Residential Water Rates:**

Effective: January 01, 1993  
Fund: Enterprise

Base charge/bill (5/8" meter) \$ 1.40

Winter - September thru May  
All units \$ 1.118/HCF

Summer - June thru August  
First 500 CF \$ 1.118/HCF  
over 500 CF \$ 1.851 "

Billing Frequency: Bi-monthly

Annual cost per 120 HCF ( $\approx$  90,000 gallons):

Water \$ 145.16

Sewer \$ 337.20

Combined \$ 482.36

**Residential Sewer Rates:**

Effective: January 01, 1993  
Fund: Enterprise

All units \$ 2.81/HCF  
Based on winter water consumption.

---

**Washington, District of Columbia**

---

**Residential Water Rates:**

Effective: 1986  
Fund: n/a

All units \$ 1.004/HCF

Billing Frequency: Quarterly

Annual cost per 120 HCF ( $\approx$  90,000 gallons):

Water

Sewer

Combined

**Residential Sewer Rates:**

Effective: 1986  
Fund: n/a

All units \$ 1.864/HCF  
Based on 100% of water usage.

\$ 120.48

\$ 223.68

\$ 344.16

[This page intentionally left blank]

# COMBINED ANNUAL WATER AND SEWER COSTS CORRECTED - 1992

(Costs include both MWRA and Community supplied services)

	WATER	SEWER	COMBINED
Arlington (W/S)	\$256.80	\$421.20	\$678.00
Ashland (S)	242.80	382.00	624.80
Bedford (S)	312.00	396.00	708.00
Belmont (W/S)	190.00	442.80	632.80
Boston (W/S)	235.56	363.61	599.17
Braintree (S)	150.00	330.00	480.00
Brookline (W/S)	252.00	300.00	552.00
Burlington (S)	102.90	261.20	364.10
Cambridge (S/partial W)	164.40	337.20	501.60
Canton (S/partial W)	150.00	279.60	429.60
Chelsea (W/S)	214.80	427.68	642.48
Chicopee (W)	152.00	194.25	346.25
Clinton (W/S)	87.60	65.70	153.30
Dedham (S)	354.00	356.26	710.26
Everett (W/S)	144.00	300.00	444.00
Framingham (W/S)	137.40	245.40	382.80
Hingham (S)	282.36	408.00	690.36
Holbrook (S)	130.00	364.00	494.00
Leominster (partial W)	138.00	120.00	258.00
Lexington (W/S)	162.40	281.60	444.00
Lynn (partial W)	217.20	234.00	451.20
Malden (W/S)	121.40	309.40	430.80
Marblehead (W)	180.00	246.00	426.00
Marlborough (partial W)	189.60	180.00	369.60
Medford (W/S)	173.16	414.00	587.16
Melrose (W/S)	282.00	380.16	662.16
Milton (W/S)	187.20	451.20	638.40
Nahant (W)	252.00	288.00	540.00
Natick (S)	152.40	484.80	637.20
Needham (S/partial W)	94.80	409.20	504.00
Newton (W/S)	159.20	300.00	459.20
Northborough (partial W)	192.00	192.00	384.00
Norwood (W/S)	142.20	274.32	416.52
Peabody (partial W)	138.00	159.60	297.60
Quincy (W/S)	152.40	376.32	528.72
Randolph (S)	120.00	324.00	444.00
Reading (S)	182.40	519.60	702.00
Revere (W/S)	192.00	403.20	595.20
Saugus (W)	141.00	156.00	297.00
Somerville (W/S)	193.20	290.40	483.60
Stoneham (W/S)	182.40	408.00	590.40
Stoughton (S)	180.62	555.60	736.22
Swampscott (W)	186.00	219.60	405.60
Wakefield (S/partial W)	208.00	370.00	578.00
Walpole (S)	226.80	383.04	609.84
Waltham (W/S)	138.00	306.00	444.00
Watertown (W/S)	180.40	381.48	561.88
Wellesley (S/partial W)	176.70	402.00	578.70
Westwood (S)	366.24	588.40	954.64
Weymouth (S)	153.60	447.84	601.44
Wilbraham (W)	120.00	247.80	367.80
Wilmington (S)	307.20	512.40	819.60
Winchester (S/partial W)	279.60	412.80	692.40
Winthrop (W/S)	252.00	463.20	715.20
Woburn (S/partial W)	116.00	198.00	314.00
Worcester (partial W)	171.60	150.72	322.32
AVERAGE	\$188.68	\$334.21	\$522.89

The following communities do not provide municipal sewer services and are therefore not listed:  
Lynnfield Water District, South Hadley Fire District #1, Southborough, and Weston.

(W/S) = MWRA Water and Sewer (W) = MWRA Water Only (S) = MWRA Sewer Only



# **APPENDIX**

# ANNUAL WATER AND SEWER COSTS IN THOSE COMMUNITIES RECEIVING THOSE SERVICES FROM THE MWRA CORRECTED - 1992

	WATER	SEWER
Arlington (W/S)	\$256.80	\$421.20
Ashland (S)	-	382.00
Bedford (S)	-	396.00
Belmont (W/S)	190.00	442.80
Boston (W/S)	235.56	363.61
Braintree (S)	-	330.00
Brookline (W/S)	252.00	300.00
Burlington (S)	-	261.20
Cambridge (S/partial W)	164.40	337.20
Canton (S/partial W)	150.00	279.60
Chelsea (W/S)	214.80	427.68
Chicopee (W)	152.00	-
Clinton (W/S)	87.60	65.70
Dedham (S)	-	356.26
Everett (W/S)	144.00	300.00
Framingham (W/S)	137.40	245.40
Hingham (S)	-	408.00
Holbrook (S)	-	364.00
Leominster (partial W)	138.00	-
Lexington (W/S)	162.40	281.60
Lynn (partial W)	217.20	-
Lynnfield (W)	209.60	-
Malden (W/S)	121.40	309.40
Marblehead (W)	180.00	-
Marlborough (partial W)	189.60	-
Medford (W/S)	173.16	414.00
Melrose (W/S)	282.00	380.16
Milton (W/S)	187.20	451.20
Nahant (W)	252.00	-
Natick (S)	-	484.80
Needham (S/partial W)	94.80	409.20
Newton (W/S)	159.20	300.00
Northborough (partial W)	192.00	-
Norwood (W/S)	142.20	274.32
Peabody (partial W)	138.00	-
Quincy (W/S)	152.40	376.32
Randolph (S)	-	324.00
Reading (S)	-	519.60
Revere (W/S)	192.00	403.20
Saugus (W)	141.00	-
Somerville (W/S)	193.20	290.40
South Hadley (W)	126.00	-
Southborough (W)	261.60	-
Stoneham (W/S)	182.40	408.00
Stoughton (S)	-	555.60
Swampscott (W)	186.00	-
Wakefield (S/partial W)	208.00	370.00
Walpole (S)	-	383.04
Waltham (W/S)	138.00	306.00
Watertown (W/S)	180.40	381.48
Wellesley (S/partial W)	176.70	402.00
Weston (W)	114.00	-
Westwood (S)	-	588.40
Weymouth (S)	-	447.84
Wilbraham (W)	120.00	-
Wilmington (S)	-	512.40
Winchester (S/partial W)	279.60	412.80
Winthrop (W/S)	252.00	463.20
Woburn (S/partial W)	116.00	198.00
Worcester (partial W)	171.60	-
AVERAGE	\$178.09	\$371.08

Water and sewer costs are computed on an annual water consumption of 12,000 cubic feet (or approximately 90,000 gallons).

(W/S) = MWRA Water and Sewer (W) = MWRA Water Only (S) = MWRA Sewer Only

**[This page intentionally left blank]**

*The Massachusetts Water Resources Authority (MWRA) Advisory Board.....*

- was established by the Legislature of the Commonwealth to represent the sixty communities in the MWRA service area. Through annual comments and recommendations on the Authority's budget and rates, the
- Advisory Board provides a ratepayer's perspective on the MWRA's plans and policies to improve the region's water and sewer system.

For more information call (617) 742-7561, or write:

MWRA Advisory Board  
11 Beacon Street  
Suite 1010  
Boston, MA 02108-3002