

MWRA Advisory Board

ANNUAL WATER & SEWER RETAIL RATE SURVEY
OCTOBER 1994



THE COMMUNITY ADVISORY BOARD TO THE
MASSACHUSETTS WATER RESOURCES AUTHORITY

The Massachusetts Water Resources Authority (MWRA) Advisory Board.....

was established by the Legislature of the Commonwealth to represent the sixty communities in the MWRA service area. Through annual comments and recommendations on the Authority's budget and rates, the Advisory Board provides a ratepayer's perspective on the MWRA's plans and policies to improve the region's water and sewer system.

For more information call (617) 742-7561, or write:

MWRA Advisory Board
11 Beacon Street
Suite 1010
Boston, MA 02108-3002

**Advisory Board
Communities:**

*Arlington
Ashland
Bedford
Belmont
Boston
Braintree
Brookline
Burlington
Cambridge
Canton
Chelsea
Chicopee
Clinton
Dedham
Everett
Framingham
Hingham
Holbrook
Leominster
Lexington
Lynn
Lynnfield
Malden
Marblehead
Marlborough
Medford
Melrose
Milton
Nahant
Natick
Needham
Newton
Northborough
Norwood
Peabody
Quincy
Randolph
Reading
Revere
Saugus
Somerville
South Hadley
Southborough
Stoneham
Stoughton
Swampscott
Wakefield
Walpole
Waltham
Watertown
Wellesley
Weston
Westwood
Weymouth
Wilbraham
Wilmington
Winchester
Winthrop
Woburn
Worcester*

MWRA Advisory Board

ANNUAL WATER & SEWER RETAIL RATE SURVEY
OCTOBER 1994

Joseph E. Favaloro
Executive Director

ANNUAL WATER AND SEWER RETAIL RATE SURVEY

TABLE OF CONTENTS

SECTION	PAGE
Introduction	iii
MWRA Community 1994 Water and Sewer Charges	1
Selected Non-MWRA Massachusetts Community Water and Sewer Charges	A 1
Comparative Residential 1994 Water and Sewer Charges for U.S. Cities	B 1
Appendix	Appendix 1

[This page intentionally left blank]

INTRODUCTION

This is the eighth "Annual Water and Sewer Retail Rate Survey" prepared by the Massachusetts Water Resources Authority (MWRA) Advisory Board, which provides a comparative snapshot of water and sewer retail rates for each community in the MWRA services area. In addition, this is the second year in which the survey also incorporates other Massachusetts communities which are not in the MWRA service area, as well as other cities nationwide.

Should you have any questions regarding this survey, please contact our office at (617) 742-7561. We welcome your feedback concerning this survey.

The MWRA Advisory Board

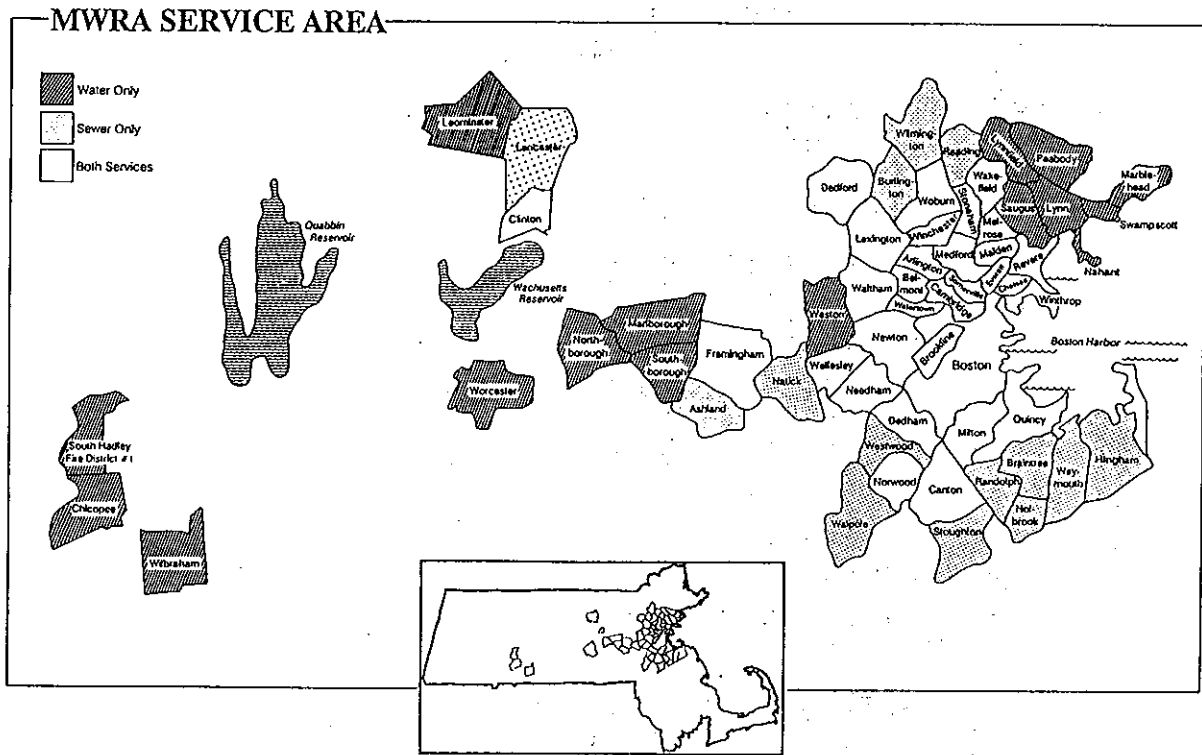
The MWRA Advisory Board is comprised of one representative from each of the sixty communities that receive water and/or sewer services from the MWRA, and one from the Metropolitan Area Planning Council (a regional planning organization established by the legislature). In addition six people are appointed by the Governor to include a person with skills and expertise in matters relating to environmental protection, one representative each from the Connecticut River basin, the Quabbin/Ware watershed areas, and the Wachusett watershed area, plus two persons qualified by membership or affiliation in organizations concerned with the recreational or commercial uses of the Boston Harbor.

The Advisory Board actively monitors the MWRA's programs from the perspective of ratepayers, and has been delegated specific responsibilities by the Massachusetts Legislature. These include:

- serving as a watchdog over the MWRA to insure proper management and budgetary control at the MWRA;
- making recommendations to the MWRA on annual expense budgets, capital facility programs and expenditure budgets and user charges;
- holding hearings on matters relating to the MWRA and makes recommendations to the Governor and the Legislature regarding the MWRA; and,
- appointing three members to the eleven member MWRA Board of Directors.

[This page intentionally left blank]

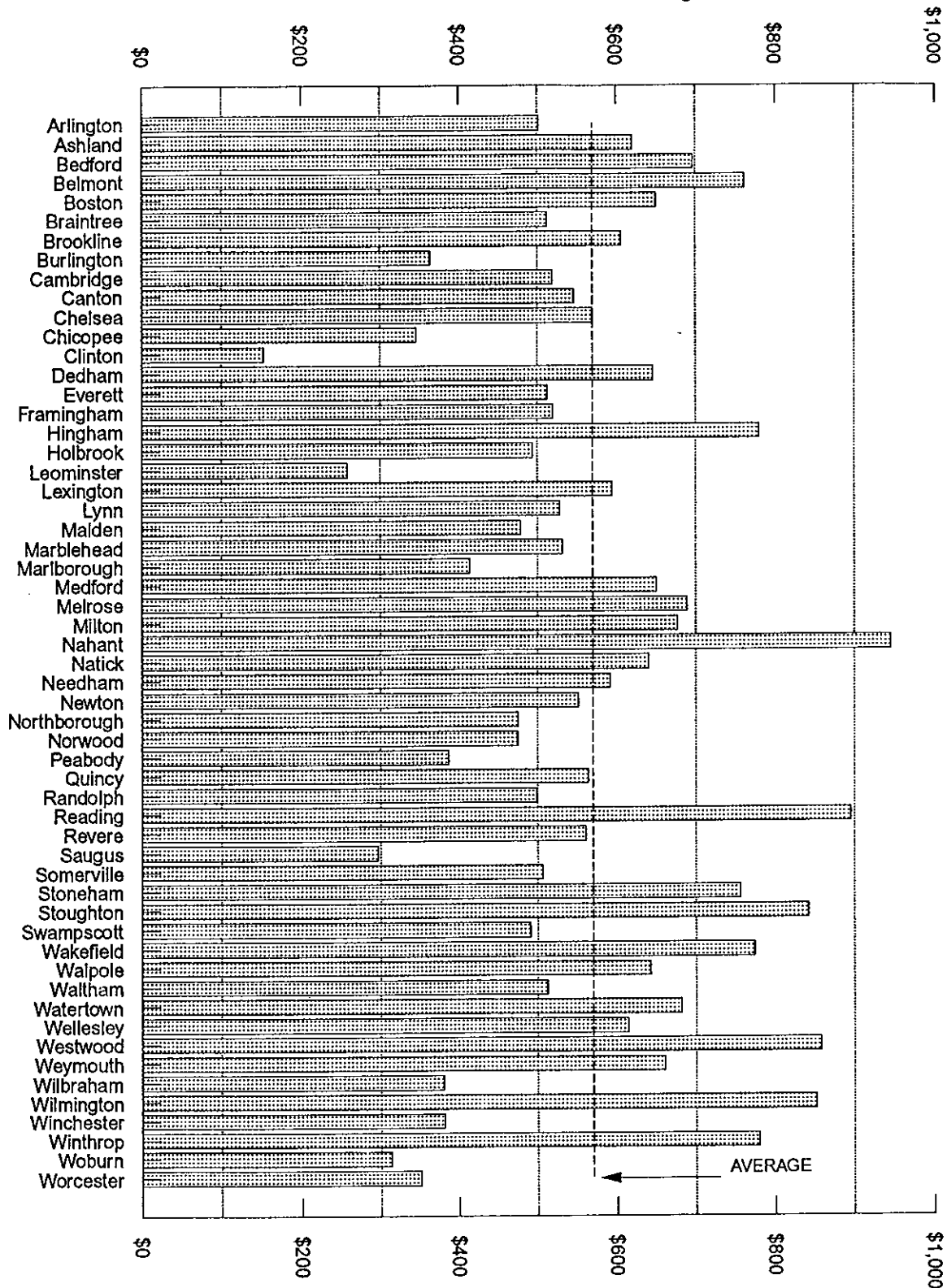
MWRA COMMUNITY 1994 WATER AND SEWER CHARGES



[This page intentionally left blank]

COMMUNITY COMBINED RETAIL WATER AND SEWER CHARGE COMPARISONS 1994

Combined Water and Sewer Charges



NOTE: Charges are based on an annual water consumption of 12,000 cubic feet (approximately 90,000 gallons).

**MWRA SYSTEMWIDE SUMMARY DATA
1993-1994**

	1993	1994
Avg. combined water and sewer charges	\$556.26	\$569.57
Percent change from prior year	6.4%	2.0%
BILLING FREQUENCY		
Semi-annual	21	19
Tri-annual	4	4
Quarterly	31	33
Bi-monthly	2	2
Monthly	2	2
WATER RATE STRUCTURE		
Ascending block with Base Charge	9	11
Ascending block only	15	16
Flat Rate with Base Charge	9	9
Flat Rate only	25	22
Fixed Fee	2	2
Elderly/Low-income discounts		
Yes	16	16
No (or n/a)	44	44
DEBT SERVICE EXCLUSION	n/a	2
CHANGES IN COMBINED WATER AND SEWER CHARGES		
Decrease	5	14
No change	19	18
0 to 10% increase	19	20
10% to 20% increase	9	4
20% to 30% increase	7	2

ANNUAL WATER AND SEWER CHARGES IN COMMUNITIES RECEIVING SERVICES FROM THE MWRA - 1994

	WATER	SEWER
Arlington (W/S) <i>(debt service exclusion)</i>	\$261.80	\$240.00
Ashland (S)	-	377.20
Bedford (W/S)	284.00	413.00
Belmont (W/S)	198.00	564.00
Boston (W/S)	239.09	411.01
Braintree (S)	-	334.00
Brookline (W/S)	288.00	318.00
Burlington (S)	-	261.20
Cambridge (S/partial W)	177.60	340.80
Canton (S/partial W)	224.64	321.60
Chelsea (W/S)	176.40	393.60
Chicopee (W)	152.00	-
Clinton (W/S)	87.60	65.70
Dedham (S)	-	218.16
Everett (W/S)	177.60	334.80
Framingham (W/S)	174.00	345.00
Hingham (S)	-	498.00
Holbrook (S)	-	364.00
Leominster (partial W)	138.00	-
Lexington (W/S)	219.60	374.80
Lynn (partial W)	240.12	-
Lynnfield (W)	177.60	-
Malden (W/S)	144.60	333.60
Marblehead (W)	193.00	-
Marlborough (partial W)	210.00	-
Medford (W/S)	214.80	435.60
Melrose (W/S)	204.00	484.92
Milton (W/S)	177.60	499.20
Nahant (W)	384.00	-
Natick (S)	-	484.80
Needham (S/partial W)	110.40	481.20
Newton (W/S)	204.80	346.80
Northborough (partial W)	192.00	-
Norwood (W/S)	154.80	319.32
Peabody (partial W)	178.80	-
Quincy (W/S)	152.40	411.60
Randolph (S)	-	378.70
Reading (S)	-	615.60
Revere (W/S)	178.80	381.60
Saugus (W)	141.00	-
Somerville (W/S)	202.80	303.60
South Hadley (W)	278.00	-
Southborough (W)	261.60	-
Stoneham (W/S)	228.00	528.00
Stoughton (S)	-	624.00
Swampscott (W)	237.60	-
Wakefield (S/partial W)	285.00	489.00
Walpole (S)	-	406.46
Waltham (W/S)	142.80	369.60
Watertown (W/S)	213.70	467.16
Wellesley (S/partial W)	186.30	427.20
Weston (W)	114.00	-
Westwood (S)	-	430.00
Weymouth (S)	-	463.65
Wilbraham (W)	120.00	-
Wilmington (S)	-	512.40
Winchester (S/partial W) <i>(debt service exclusion)</i>	150.00	231.60
Winthrop (W/S)	252.00	528.00
Woburn (S/partial W)	116.00	198.00
Worcester (partial W)	193.20	-
AVERAGE	\$196.48	\$393.78
Percent change	2.7%	-1.1%

Water and sewer charges are computed on an annual water consumption of 12,000 cubic feet for approximately 90,000 gallons.

(W/S) = MWRA Water and Sewer (W) = MWRA Water Only (S) = MWRA Sewer Only

COMBINED ANNUAL WATER AND SEWER CHARGES IN MWRA COMMUNITIES 1994

(Charges include both MWRA and Community supplied services)

	WATER	SEWER	COMBINED	CHANGE
Arlington (W/S) <i>(debt service exclusion)</i>	\$261.80	\$240.00	\$501.80	-34.2%
Ashland (S)	242.80	377.20	620.00	-0.8%
Bedford (W/S)	284.00	413.00	697.00	0.0%
Belmont (W/S)	198.00	564.00	762.00	0.0%
Boston (W/S)	239.09	411.01	650.10	0.0%
Braintree (S)	178.00	334.00	512.00	0.0%
Brookline (W/S)	288.00	318.00	606.00	3.1%
Burlington (S)	102.90	261.20	364.10	0.0%
Cambridge (S/partial W)	177.60	340.80	518.40	0.9%
Canton (S/partial W)	224.64	321.60	546.24	-0.6%
Chelsea (W/S)	176.40	393.60	570.00	0.0%
Chicopee (W)	152.00	194.25	346.25	0.0%
Clinton (W/S)	87.60	65.70	153.30	0.0%
Dedham (S)	428.08	218.16	646.24	-1.6%
Everett (W/S)	177.60	334.80	512.40	0.0%
Framingham (W/S)	174.00	345.00	519.00	4.8%
Hingham (S)	282.36	498.00	780.36	-3.0%
Holbrook (S)	130.00	364.00	494.00	0.0%
Leominster (partial W)	138.00	120.00	258.00	0.0%
Lexington (W/S)	219.60	374.80	594.40	9.3%
Lynn (partial W)	240.12	288.12	528.24	17.1%
Malden (W/S)	144.60	333.60	478.20	-0.8%
Marblehead (W)	193.00	338.00	531.00	19.6%
Marlborough (partial W)	210.00	204.00	414.00	3.0%
Medford (W/S)	214.80	435.60	650.40	2.5%
Melrose (W/S)	204.00	484.92	688.92	4.0%
Milton (W/S)	177.60	499.20	676.80	-1.4%
Nahant (W)	384.00	561.60	945.60	48.7%
Natick (S)	156.00	484.80	640.80	-0.4%
Needham (S/partial W)	110.40	481.20	591.60	9.1%
Newton (W/S)	204.80	346.80	551.60	20.1%
Northborough (partial W)	192.00	282.60	474.60	23.6%
Norwood (W/S)	154.80	319.32	474.12	4.7%
Peabody (partial W)	178.80	208.20	387.00	8.4%
Quincy (W/S)	152.40	411.60	564.00	-1.2%
Randolph (S)	120.00	378.70	498.70	7.7%
Reading (S)	279.60	615.60	895.20	10.7%
Revere (W/S)	178.80	381.60	560.40	-5.8%
Saugus (W)	141.00	156.00	297.00	0.0%
Somerville (W/S)	202.80	303.60	506.40	0.0%
Stoneham (W/S)	228.00	528.00	756.00	6.4%
Stoughton (S)	218.04	624.00	842.04	5.0%
Swampscott (W)	237.60	253.20	490.80	13.6%
Wakefield (S/partial W)	285.00	489.00	774.00	6.6%
Walpole (S)	238.16	406.46	642.62	-8.1%
Waltham (W/S)	142.80	369.60	512.40	0.0%
Watertown (W/S)	213.70	467.16	680.86	0.0%
Wellesley (S/partial W)	186.30	427.20	613.50	1.2%
Westwood (S)	428.08	430.00	858.08	5.6%
Weymouth (S)	196.32	463.65	659.97	0.5%
Wilbraham (W)	120.00	260.40	380.40	3.4%
Wilmington (S)	339.60	512.40	852.00	4.0%
Winchester (S/partial W) <i>(debt service exclusion)</i>	150.00	231.60	381.60	-44.9%
Winthrop (W/S)	252.00	528.00	780.00	-0.8%
Woburn (S/partial W)	116.00	198.00	314.00	0.0%
Worcester (partial W)	193.20	158.40	351.60	6.5%
AVERAGE	\$206.16	\$363.42	\$569.57	2.0%

*The following communities do not provide municipal sewer services and are therefore not listed:
Lynnfield Water District, South Hadley Fire District #1, Southborough, and Weston.*

(W/S) = MWRA Water and Sewer (W) = MWRA Water Only (S) = MWRA Sewer Only

Arlington (W/S)

Residential Water Rates:

Last adjusted: July 01, 1994
Fund: Enterprise

Base charge per bill \$16.90
first 20,000 CF \$ 1.90/HCF
over 20,000 CF \$ 2.80 "

Billing Frequency: Semi-annual

Annual cost per 120 HCF (≈ 90,000 gallons):

Water	\$ 261.80
Sewer	\$ 240.00
Combined	\$ 501.80
Percentage change from 1993	-34.2%

Residential Sewer Rates:

Last adjusted: July 01, 1994
Fund: Enterprise

All units \$ 2.00/HCF
Based on 100% of water usage.

Commercial Water Rates:

Same as residential

Commercial Sewer Rates:

Same as residential

Elderly and/or Lower Income Discounts: n/a

Arlington implemented the debt service exclusion as provided for under General Law 59 Section 21C(n), shifting approximately \$191.00 to the average annual residential tax bill.

Ashland (S)

Residential Water Rates:

Last adjusted: December, 1993
Fund: Enterprise

Base Charge per bill \$15.00
1 - 2,000 CF \$ 1.74/HCF
2,001 - 7,000 CF \$ 1.79 "
7,001 - 15,000 CF \$ 1.84 "
over 15,000 CF \$ 1.89 "

Billing Frequency: Semi-annual

Annual cost per 120 HCF (≈ 90,000 gallons):

Water	\$ 242.80
Sewer	\$ 377.20
Combined	\$ 620.00
Percentage change from 1993	-0.8%

Residential Sewer Rates:

Last adjusted: December, 1993
Fund: Enterprise

Base Charge per bill \$15.00
1 - 2,000 CF \$ 2.86/HCF
2,001 - 7,000 CF \$ 2.91 "
7,001 - 15,000 CF \$ 2.96 "
over 15,000 CF \$ 3.01 "
Based on 100% of water usage.

Commercial Water Rates:

Same as residential

Commercial Sewer Rates:

Same as residential

Elderly and/or Lower Income Discounts: Yes

Only 58% of Ashland's census population is sewered.

Bedford (W/S)

Residential Water Rates:

Last adjusted: July 01, 1993
Fund: General

0 - 2,000 CF \$ 1.10/HCF
over 2,001 CF \$ 3.00 "

Billing Frequency: Semi-annual

Annual cost per 120 HCF (≈ 90,000 gallons):

Water	\$ 284.00
Sewer	\$ 413.00
Combined	\$ 697.00
Percentage change from 1993	0.0%

Residential Sewer Rates:

Last adjusted: July 01, 1993
Fund: General

0 - 2,500 CF \$ 2.10/HCF
over 2,501 CF \$ 4.40 "
Based on 100% of water usage.

Commercial Water Rates:

Same as residential

Elderly and/or Lower Income Discounts: No

Commercial Sewer Rates:

Same as residential

Only 77% of Bedford's census population is sewered.

Belmont (W/S)

Residential Water Rates:

Last adjusted: July 01, 1991
Fund: Special Revenue

Base charge per bill - includes
first 800 CF \$11.00
over 800 CF \$ 1.75/HCF

Billing Frequency: Quarterly

Annual cost per 120 HCF (≈ 90,000 gallons):

Water	\$ 198.00
Sewer	\$ 564.00
Combined	\$ 762.00
Percentage change from 1993	0.0%

Residential Sewer Rates:

Last adjusted: July 01, 1993
Fund: General

All units \$ 4.70/HCF
Based on 100% water usage.

Commercial Water Rates:

Same as residential

Elderly and/or Lower Income Discounts: No

Commercial Sewer Rates:

Same as residential

Boston (W/S)

Residential Water Rates:

Last adjusted: January 01, 1993
 Fund: Revenue

First 19 CF/Daily	\$1.991/HCF
next 20 CF	\$1.994 "
next 50 CF	\$1.999 "
next 70 CF	\$2.003 "
next 190 CF	\$2.010 "
next 250 CF	\$2.012 "
next 700 CF	\$2.019 "
next 1,700 CF	\$2.023 "
next 3,000 CF	\$2.028 "
over 5,999 CF	\$2.032 "

Residential Sewer Rates:

Last adjusted: January 01, 1993
 Fund: Revenue

First 19 CF/Daily	\$3.409/HCF
next 20 CF	\$3.447 "
next 50 CF	\$3.488 "
next 70 CF	\$3.528 "
next 190 CF	\$3.567 "
next 250 CF	\$3.608 "
next 700 CF	\$3.649 "
next 1,700 CF	\$3.686 "
next 3,000 CF	\$3.727 "
over 5,999 CF	\$3.765 "

Based on 100% of water usage.

Billing Frequency: Monthly

Annual cost per 120 HCF (≈ 90,000 gallons):

Water	\$ 239.09
Sewer	\$ 411.01
Combined	\$ 650.10
Percentage change from 1993	0.0%

Commercial Water Rates:

Same as residential

Commercial Sewer Rates:

Same as residential

Elderly and/or Lower Income Discounts: 25% Elderly/Disabled Discount on water charges only.

Braintree (S)

Residential Water Rates:

Last adjusted: October 20, 1993
Fund: Enterprise

Base charge per bill \$10.00
All units \$ 1.15/HCF

Billing Frequency: Quarterly

Annual cost per 120 HCF (\approx 90,000 gallons):

Water	\$ 178.00
Sewer	\$ 334.00
Combined	\$ 512.00
Percentage change from 1993	0.0%

Commercial Water Rates:

Same as residential

Elderly and/or Lower Income Discounts: No

Residential Sewer Rates:

Last adjusted: October 20, 1993
Fund: Enterprise

Base charge per bill \$10.00
All units \$ 2.45/HCF
Based on 100% of water usage.

Commercial Sewer Rates:

Same as residential

Brookline (W/S)

Residential Water Rates:

Last adjusted: July 1, 1994
Fund: Enterprise

All units \$ 2.40/HCF

Billing Frequency: Quarterly

Annual cost per 120 HCF (\approx 90,000 gallons):

Water	\$ 288.00
Sewer	\$ 318.00
Combined	\$ 606.00
Percentage change from 1993	3.1%

Commercial Water Rates:

Same as residential

Elderly and/or Lower Income Discounts: No

Residential Sewer Rates:

Last adjusted: July 1, 1994
Fund: Enterprise

All units \$ 2.65/HCF
Based on 100% of water usage.

Commercial Sewer Rates:

Same as residential

Burlington (S)

Residential Water Rates:

Last adjusted: July 01, 1992
 Fund: General

Base charge per bill - includes	
first 20,000 gals.	\$18.80
20,001 - 30,000 gals.	\$ 1.21/000 gals.
30,001 - 50,000 gals.	\$ 1.37 "
50,001 - 70,000 gals.	\$ 1.68 "
over 70,001 gals.	\$ 2.00 "

Billing Frequency: Semi-annual

Annual cost per 120 HCF (≈ 90,000 gallons):

Water	\$ 102.90
Sewer	\$ 261.20
Combined	\$ 364.10
Percentage change from 1993	0.0%

Commercial Water Rates:

Base charge per bill - includes	
first 10,000 gals.	\$ 9.40
10,001 - 15,000 gals.	\$ 1.26/000 gals.
15,001 - 35,000 gals.	\$ 1.37 "
over 35,001 gals.	\$ 1.89 "

Elderly and/or Lower Income Discounts: Yes

Residential Sewer Rates:

Last adjusted: July 01, 1992
 Fund: Enterprise

Base charge per bill - includes	
first 20,000 gals.	\$37.60
20,001 - 30,000 gals.	\$ 3.45/000 gals.
30,001 - 50,000 gals.	\$ 3.90 "
50,001 - 70,000 gals.	\$ 4.80 "
over 70,001 gals.	\$ 5.70 "
Based on 100% of water usage.	

Commercial Sewer Rates:

Base charge per bill - includes	
first 10,000 gals.	\$18.80
10,001 - 15,000 gals.	\$ 3.60/000 gals.
15,001 - 35,000 gals.	\$ 3.90 "
over 35,001 gals.	\$ 5.40 "

Cambridge (S/partial W)

Residential Water Rates:

Last adjusted: July 01, 1994
Fund: Enterprise

0 - 40 HCF	\$ 1.48/HCF
41 - 400 HCF	\$ 1.59 "
401 - 2,000 HCF	\$ 1.69 "
2,001 - 10,000 HCF	\$ 1.80 "
over 10,000 HCF	\$ 1.93 "

Billing Frequency: Quarterly

Annual cost per 120 HCF (≈ 90,000 gallons):

Water	\$ 177.60
Sewer	\$ 340.80
Combined	\$ 518.40
Percentage change from 1993	0.9%

Commercial Water Rates:

Same as residential

Elderly and/or Lower Income Discounts: Yes

Residential Sewer Rates:

Last adjusted: July 01, 1993
Fund: General

0 - 40 HCF	\$ 2.84/HCF
41 - 400 HCF	\$ 3.01 "
401 - 2,000 HCF	\$ 3.24 "
2,001 - 10,000 HCF	\$ 3.49 "
over 10,000 HCF	\$ 3.70 "

Based on 100% of water usage.

Commercial Sewer Rates:

Same as residential

Canton (S/partial W)

Residential Water Rates:

Last adjusted: July 01, 1993
Fund: Enterprise

0 - 17 HCF	\$ 1.78/HCF
18 - 45 HCF	\$ 1.94 "
46 - 83 HCF	\$ 2.01 "
over 83 HCF	\$ 2.26 "

Billing Frequency: Tri-annual

Annual cost per 120 HCF (≈ 90,000 gallons):

Water	\$ 224.64
Sewer	\$ 321.60
Combined	\$ 546.24
Percentage change from 1993	-0.6%

Commercial Water Rates:

Same as residential except industrial and agricultural accounts.

Elderly and/or Lower Income Discounts: No

Only 73% of the census population is sewered.

Residential Sewer Rates:

Last adjusted: November 09, 1993
Fund: Enterprise

0 - 17 HCF	\$ 2.45/HCF
18 - 45 HCF	\$ 2.85 "
46 - 83 HCF	\$ 3.40 "
over 83 HCF	\$ 3.73 "

Based on 100% of water usage.

Commercial Sewer Rates:

Same as residential except industrial and agricultural accounts.

Chelsea (W/S)

Residential Water Rates:

Last adjusted: July 01, 1993
 Fund: Enterprise

All units \$ 1.47/HCF

Billing Frequency: Monthly

Annual cost per 120 HCF (≈ 90,000 gallons):

Water	\$ 176.40
Sewer	\$ 393.60
Combined	\$ 570.00
Percentage change from 1993	0.0%

Residential Sewer Rates:

Last adjusted: July 01, 1993
 Fund: Enterprise

All units \$ 3.28/HCF
 Based on 100% of water usage.

Commercial Water Rates:

Same as residential

Elderly and/or Lower Income Discounts: No

Commercial Sewer Rates:

Same as residential

Chicopee (W)

Residential Water Rates:

Last adjusted: January 01, 1992
 Fund: Special Revenue

Base charge per bill - includes
 first 1,000 CF \$14.00
 over 1,000 CF \$ 1.20/HCF

Billing Frequency: Quarterly

Annual cost per 120 HCF (≈ 90,000 gallons):

Water	\$ 152.00
Sewer	\$ 194.25
Combined	\$ 346.25
Percentage change from 1993	0.0%

Residential Sewer Rates:

Last adjusted: October 01, 1992
 Fund: Special Revenue

All units \$ 1.75/HCF
 Based on 100% of water usage, with a summer discount of 30% during the months of June, July and August.

Commercial/Industrial Water Rates:

Accounts with consumption in excess of 1.2 million CF/YR \$ 0.50/HCF

Elderly and/or Lower Income Discounts: No

Commercial/Industrial Sewer Rates:

Same as residential

Clinton (W/S)

Residential Water Rates:

Last adjusted: July 01, 1990
Fund: General

All units \$ 0.73/HCF

Billing Frequency: Semi-annual

Annual cost per 120 HCF (≈ 90,000 gallons):

Water	\$ 87.60
Sewer	\$ 65.70
Combined	\$ 153.30
Percentage change from 1993	0.0%

Residential Sewer Rates:

Last adjusted: July 01, 1990
Fund: General

Sewer bill is 75% of water bill

Commercial Water Rates:

Same as residential

Commercial Sewer Rates:

Same as residential

Elderly and/or Lower Income Discounts: No

Clinton does not pay for the operating and maintenance costs of the Clinton wastewater treatment plant.

Dedham (S)

Residential Water Rates:

Last adjusted: January 01, 1994
Fund: Private Company

Base charge per bill - includes
first 500 CF \$27.52
over 500 CF \$ 3.18/HCF

Billing Frequency: Quarterly

Annual cost per 120 HCF (≈ 90,000 gallons):

Water	\$ 428.08
Sewer	\$ 218.16
Combined	\$ 646.24
Percentage change from 1993	-1.6%

Residential Sewer Rates:

Effective: July 01, 1994
Fund: General

All units \$ 3.03/HCF
Based on 60% of water usage.

Commercial Water Rates:

Minimum charge 5/8" meter
with 900 CF allowance \$40.20

Minimum charge 3/4" meter
with 1,500 CF allowance \$67.71

Minimum charge 1" meter
with 2,400 CF allowance \$104.46

(continued on next page)

Commercial Sewer Rates:

All units \$ 3.03/HCF
Based on 60% of water usage.

Minimum charge 1 1/2" meter with 4,800 CF allowance	\$194.97
Minimum charge 2" meter with 7,500 CF allowance	\$249.06
Minimum charge 3" meter with 15,000 CF allowance	\$512.34
Minimum charge 4" meter with 24,000 CF allowance	\$751.50
Minimum charge 6" meter with 48,000 CF allowance	\$1,322.13
Minimum charge 8" meter with 96,000 CF allowance	\$2,645.28
All units in excess of allowance	\$ 3.18/HCF

Elderly and/or Lower Income Discounts: No

Everett (W/S)

Residential Water Rates:

Last adjusted: July 01, 1993
Fund: General

First 10,000 CF	\$ 1.48/HCF
over 10,000 CF	\$ 1.85 "

Billing Frequency: Quarterly

Annual cost per 120 HCF (≈ 90,000 gallons):

Water	\$ 177.60
Sewer	\$ 334.80
Combined	\$ 512.40
Percentage change from 1993	0.0%

Commercial Water Rates:

Same as residential

Elderly and/or Lower Income Discounts: Yes

Residential Sewer Rates:

Last adjusted: July 01, 1993
Fund: General

First 10,000 CF	\$ 2.79/HCF
over 10,000 CF	\$ 3.49 "

Based on 100% of water usage.

Commercial Sewer Rates:

Same as residential

Framingham (W/S)

Residential Water Rates:

Last adjusted: July 21, 1994
 Fund: Enterprise

Base charge per bill \$ 8.00
 1 - 52 HCF \$ 1.25/HCF
 53 - 1,000 HCF \$ 1.40 "
 over 1,000 \$ 1.65 "

Billing Frequency: Tri-annual

Annual cost per 120 HCF (≈ 90,000 gallons):

Water	\$ 174.00
Sewer	\$ 345.00
Combined	\$ 519.00
Percentage change from 1993	4.8%

Commercial Water Rates:

Same as residential

Elderly and/or Lower Income Discounts: Yes

Residential Sewer Rates:

Last adjusted: July 21, 1994
 Fund: Enterprise

Base charge per bill \$ 9.00
 1 - 52 HCF \$ 2.65/HCF
 53 - 1,000 \$ 4.15 "
 over 1,000 \$ 5.40 "
 Based on 100% of water usage.

Commercial Sewer Rates:

Same as residential

Hingham (S)

Residential Water Rates:

Last adjusted: 1991
 Fund: Private Company

Base charge per bill \$28.23
 0 - 36 HCF \$ 1.412/HCF
 over 36 HCF \$ 0.952/HCF

Billing Frequency: Water Quarterly, Sewer Semi-annual

Annual cost per 120 HCF (≈ 90,000 gallons):

Water	\$ 282.36
Sewer	\$ 498.00
Combined	\$ 780.36
Percentage change from 1993	-3.0%

Commercial Water Rates:

n/a

Elderly and/or Lower Income Discounts: n/a

Residential Sewer Rates:

Last adjusted: May, 1994
 Fund: Special-Revenue

All units 4.15/HCF
 Based on 100% of water usage.

Commercial Sewer Rates:

n/a

Of Hingham's census population, only 31% has access to local sewers receiving MWRA wholesale sewer service. Of this population, 83% (or 26% of Hingham's total census population) is sewered.

Holbrook (S)

Residential Water Rates:

Last adjusted: July 01, 1986
 Fund: n/a

Unmetered flat rate \$130.00/Year

Billing Frequency: Semi-annual

Annual cost per 120 HCF (≈ 90,000 gallons):

Water	\$ 130.00
Sewer	\$ 364.00
Combined	\$ 494.00
Percentage change from 1993	0.0%

Residential Sewer Rates:

Last adjusted: July 01, 1992
 Fund: General

Flat rate \$364.00/Year

Commercial Water Rates:

All units \$ 1.45/HCF

Elderly and/or Lower Income Discounts: No

Commercial Sewer Rates:

All units \$ 2.50/HCF

Only 58.5% of the census population is sewered.

Leominster (partial W)

Residential Water Rates:

Last adjusted: April 01, 1990
 Fund: Enterprise

All units \$ 1.15/HCF

Billing Frequency: Quarterly

Annual cost per 120 HCF (≈ 90,000 gallons):

Water	\$ 138.00
Sewer	\$ 120.00
Combined	\$ 258.00
Percentage change from 1993	0.0%

Residential Sewer Rates:

Last adjusted: April 01, 1990
 Fund: Enterprise

All units \$ 1.00/HCF
 Based on 100% of water usage.

Commercial Water Rates:

n/a

Elderly and/or Lower Income Discounts: n/a

Commercial Sewer Rates:

n/a

Lexington (W/S)

Residential Water Rates:

Last adjusted: January, 1993
Fund: Enterprise

First 10 HCF	\$ 1.18/HCF
11 - 20 HCF	\$ 1.72 "
21 - 80 HCF	\$ 2.02 "
81 - 160 HCF	\$ 3.02 "
161 - 200 HCF	\$ 3.10 "
over 200 HCF	\$ 3.13 "

Billing Frequency: Semi-annual

Annual cost per 120 HCF (\approx 90,000 gallons):

Water	\$ 219.60
Sewer	\$ 374.80
Combined	\$ 594.00
Percentage change from 1993	9.3%

Commercial Water Rates:

Same as residential

Elderly and/or Lower Income Discounts: No

Residential Sewer Rates:

Last adjusted: June, 1993
Fund: Enterprise

First 10 HCF	\$ 1.45/HCF
11 - 20 HCF	\$ 2.95 "
21 - 40 HCF	\$ 3.04 "
41 - 80 HCF	\$ 4.13 "
81 - 120 HCF	\$ 5.78 "
121 - 160 HCF	\$ 5.88 "
161 - 200 HCF	\$ 6.07 "
over 200 HCF	\$ 6.10 "

Based on 100% of water usage.

Commercial Sewer Rates:

Same as residential

Lynn (partial W)

Residential Water Rates:

Last adjusted: July 01, 1994
Fund: Enterprise

0 - 2,700 CF	\$ 2.00/HCF
2,800 - 7,300 CF	\$ 2.01 "
7,400 - 281,000 CF	\$ 2.02 "
over 281,000 CF	\$ 2.03 "

Billing Frequency: Quarterly

Annual cost per 120 HCF (\approx 90,000 gallons):

Water	\$ 240.12
Sewer	\$ 288.12
Combined	\$ 528.24
Percentage change from 1993	17.1%

Commercial Water Rates:

Same as residential

Elderly and Disabled Discounts: Yes (no lower income discounts)

Residential Sewer Rates:

Last adjusted: July 01, 1994
Fund: Enterprise

0 - 2,700 CF	\$ 2.40/HCF
2,800 - 7,300 CF	\$ 2.41 "
7,400 - 281,000 CF	\$ 2.42 "
over 281,000 CF	\$ 2.43 "

Based on 100% of water usage.

Commercial Sewer Rates:

Same as residential

Lynnfield (W)

Residential Water Rates:

Last adjusted: October 01, 1994
 Fund: n/a

Base charge per bill - includes
 first 2,000 CF \$36.00
 2,000 - 10,000 CF \$ 1.32/HCF
 over 10,000 CF \$ 1.50 "

Billing Frequency: Semi-annual

Annual cost per 120 HCF (≈ 90,000 gallons):

Water	\$ 177.60
Sewer	\$ not sewered
Combined	\$ 177.60
Percentage change from 1993	-15.3%

Commercial Water Rates:

Base charge per quarterly bill - includes
 first 1,000 CF \$ 18.00
 1,000 - 5,000 CF \$ 1.32 "
 over 5,000 CF \$ 1.50 "

Elderly and/or Lower Income Discounts: n/a

Residential Sewer Rates:

Effective: n/a
 Fund: n/a

Community not sewered

Commercial Sewer Rates:

n/a

Malden (W/S)

Residential Water Rates:

Last adjusted: July 01, 1994
 Fund: Enterprise

Base charge per bill - includes
 first 1,000 CF \$15.00
 1,001 - 5,000 CF \$ 1.07/HCF
 5,001 - 75,000 CF \$ 1.45 "
 over 75,000 CF \$ 1.73 "

Billing Frequency: Semi-annual

Annual cost per 120 HCF (≈ 90,000 gallons):

Water	\$ 144.60
Sewer	\$ 333.60
Combined	\$ 478.20
Percentage change from 1993	-0.8%

Commercial Water Rates:

n/a

Elderly and/or Lower Income Discounts: n/a

Residential Sewer Rates:

Last adjusted: July 01, 1994
 Fund: Enterprise

Base charge per bill - includes
 first 1,000 CF \$15.00
 1,001 - 5,000 CF \$ 2.67/HCF
 5,001 - 75,000 CF \$ 4.50 "
 over 75,000 CF \$ 4.99 "

Based on 100% of water usage.

Commercial Sewer Rates:

n/a

Marblehead (W)

Residential Water Rates:

Last adjusted: July 01, 1994
 Fund: Enterprise

Base charge per bill \$ 6.25
 First 3,000 CF \$ 1.40/HCF
 over 3,000 CF \$ 1.75 "

Billing Frequency: Quarterly

Annual cost per 120 HCF (≈ 90,000 gallons):

Water	\$ 193.00
Sewer	\$ 338.00
Combined	\$ 531.00
Percentage change from 1993	19.6%

Commercial Water Rates:

Same as residential

Elderly and/or Lower Income Discounts: No

Residential Sewer Rates:

Last adjusted: July 01, 1994
 Fund: Enterprise

Base charge per bill \$ 3.50
 First 3,000 CF \$ 2.70/HCF
 over 3,000 CF \$ 3.00 "

Based on 100% of water usage.

Commercial Sewer Rates:

Same as residential

Marlborough (partial W)

Residential Water Rates:

Last adjusted: July 01, 1994
 Fund: n/a

All units \$ 1.75/HCF

Billing Frequency: Quarterly

Annual cost per 120 HCF (≈ 90,000 gallons):

Water	\$ 210.00
Sewer	\$ 204.00
Combined	\$ 414.00
Percentage change from 1993	3.0%

Commercial Water Rates:

Same as residential

Elderly and/or Lower Income Discounts: No

Residential Sewer Rates:

Last adjusted: July 01, 1994
 Fund: n/a

All units \$ 1.70/HCF

Based on 100% of water usage.

Commercial Sewer Rates:

Same as residential

Medford (W/S)

Residential Water Rates:

Last adjusted: September 1994
Fund: Enterprise

All units \$ 1.79/HCF

Billing Frequency: Quarterly

Annual cost per 120 HCF (≈ 90,000 gallons):

Water	\$ 214.80
Sewer	\$ 435.60
Combined	\$ 650.40
Percentage change from 1993	2.5%

Residential Sewer Rates:

Last adjusted: September 1994
Fund: Enterprise

All units \$ 3.63/HCF
Based on 100% of water usage.

Commercial Water Rates:

Same as residential

Commercial Sewer Rates:

Same as residential

Elderly and/or Lower Income Discounts: No

Medford reduced its sewer rate in January 1994 to \$3.59 from \$3.67/HCF.

Melrose (W/S)

Residential Water Rates:

Last adjusted: July 01, 1994
Fund: Enterprise

All units \$ 1.70/HCF

Billing Frequency: Quarterly

Annual cost per 120 HCF (≈ 90,000 gallons):

Water	\$ 204.00
Sewer	\$ 484.92
Combined	\$ 688.92
Percentage change from 1993	4.0%

Residential Sewer Rates:

Last adjusted: July 01, 1994
Fund: Enterprise

All units \$ 4.49/HCF
Based on 90% of water usage.

Commercial Water Rates:

All units \$ 2.10/HCF

Commercial Sewer Rates:

All units \$ 4.49/HCF

Elderly and/or Lower Income Discounts: Yes

Milton (W/S)

Residential Water Rates:

Last adjusted: July 28, 1994
 Fund: Special Revenue

Base charge per bill - includes
 first 6 HCF \$ 6.00
 over 6 HCF \$ 1.60/HCF

Billing Frequency: Quarterly

Annual cost per 120 HCF (≈ 90,000 gallons):

Water	\$ 177.60
Sewer	\$ 499.20
Combined	\$ 676.80
Percentage change from 1993	-1.4%

Residential Sewer Rates:

Last adjusted: July 28, 1994
 Fund: Special Revenue

Base charge per bill - includes
 first 6 HCF \$ 6.00
 over 6 HCF \$ 4.95/HCF
 Based on 100% of water usage.

Commercial Water Rates:

Same as residential

Elderly and/or Lower Income Discounts: No

Commercial Sewer Rates:

Same as residential

Nahant (W)

Residential Water Rates:

Last adjusted: July 28, 1994
 Fund: General

All units \$ 3.20/HCF

Billing Frequency: Tri-annual

Annual cost per 120 HCF (≈ 90,000 gallons):

Water	\$ 384.00
Sewer	\$ 561.60
Combined	\$ 945.60
Percentage change from 1993	48.7%

Residential Sewer Rates:

Last adjusted: July 28, 1994
 Fund: General

All units \$ 4.68/HCF
 Based on 100% of water usage.

Commercial Water Rates:

Same as residential

Elderly and/or Lower Income Discounts: No

Commercial Sewer Rates:

Same as residential

Nahant receives wholesale wastewater services from the Lynn Water and Sewer Commission.

Natick (S)

Residential Water Rates:

Last adjusted: 1993
Fund: General

All units \$ 1.30/HCF

Billing Frequency: Quarterly

Annual cost per 120 HCF (≈ 90,000 gallons):

Water
Sewer
Combined
Percentage change from 1993

Residential Sewer Rates:

Last adjusted: July 1994
Fund: General

All units \$ 4.04/HCF
Based on 100% water usage.

\$ 156.00
\$ 484.80
\$ 640.80
-0.4%

Commercial Water Rates:

n/a

Commercial Sewer Rates:

n/a

Elderly and/or Lower Income Discounts: n/a

Only 81% of Natick's census population is sewered.

Needham (S/partial W)

Residential Water Rates:

Last adjusted: October 01, 1994
Fund: Enterprise

All units \$ 0.92/HCF

Billing Frequency: Quarterly

Annual cost per 120 HCF (≈ 90,000 gallons):

Water
Sewer
Combined
Percentage change from 1993

Residential Sewer Rates:

Last adjusted: October 01, 1994
Fund: Enterprise

All units \$ 4.01/HCF
Based on 100% of water usage.

\$ 110.40
\$ 481.20
\$ 591.60
9.1%

Commercial Water Rates:

Same as residential

Commercial Sewer Rates:

Same as residential, except Coca-Cola: 2.35/HCF

Elderly and/or Lower Income Discounts: n/a

Only 88% of Needham's census population is sewered.

Newton (W/S)

Residential Water Rates:

Last adjusted: May 18, 1994
 Fund: Special Revenue

First 20 HCF \$ 1.60/HCF
 21 - 70 HCF \$ 1.92 "
 over 70 HCF \$ 2.30 "

Billing Frequency: Quarterly

Annual cost per 120 HCF (≈ 90,000 gallons):

Water	\$ 204.80
Sewer	\$ 346.80
Combined	\$ 551.60
Percentage change from 1993	20.1%

Residential Sewer Rates:

Last adjusted: July 01, 1995
 Fund: Special Revenue

First 20 HCF \$ 2.71/HCF
 21 - 70 HCF \$ 3.25 "
 over 70 HCF \$ 3.90 "

Based on 100% of water usage.

Commercial Water Rates:

Same as residential

Elderly and/or Lower Income Discounts: Yes

Commercial Sewer Rates:

Same as residential

Newton last adjusted water and sewer rates in 1990.

Northborough (partial W)

Residential Water Rates:

Last adjusted: May 1993
 Fund: Enterprise

All units \$ 1.60/HCF

Billing Frequency: Semi-annual

Annual cost per 120 HCF (≈ 90,000 gallons):

Water	\$ 192.00
Sewer	\$ 282.60
Combined	\$ 474.60
Percentage change from 1993	23.6%

Residential Sewer Rates:

Last adjusted: February 1994
 Fund: Enterprise

All units \$ 2.355/HCF

Based on 100% of water usage.

Commercial Water Rates:

Same as residential

Elderly and/or Lower Income Discounts: Yes

Commercial Sewer Rates:

Same as residential

Norwood (W/S)

Residential Water Rates:

Last adjusted: August 01, 1994
Fund: General

First 1,000 CF \$ 1.12/HCF
over 1,000 CF \$ 1.46 "

Billing Frequency: Bi-monthly

Annual cost per 120 HCF (≈ 90,000 gallons):

Water	\$ 154.80
Sewer	\$ 319.32
Combined	\$ 474.12
Percentage change from 1993	4.7%

Commercial Water Rates:

First 500 CF \$ 1.12/HCF
over 500 CF \$ 1.46 "

Billed on a monthly basis.

Elderly and/or Lower Income Discounts: No

Residential Sewer Rates:

Last adjusted: August 01, 1994
Fund: General

First 600 CF \$ 3.07/HCF
over 600 CF \$ 5.80 "
Based on 60% of water usage.

Commercial Sewer Rates:

First 300 CF \$ 3.07/HCF
over 300 CF \$ 5.80 "

Based on 60% of water usage.
Billed on a monthly basis.

Peabody (partial W)

Residential Water Rates:

Last adjusted: January 01, 1994
Fund: General

First 15 HCF \$ 1.44/HCF
over 15 HCF \$ 1.54 "

Billing Frequency: Quarterly

Annual cost per 120 HCF (≈ 90,000 gallons):

Water	\$ 178.80
Sewer	\$ 208.20
Combined	\$ 387.00
Percentage change from 1993	8.4%

Commercial Water Rates:

First 15 HCF \$ 1.56/HCF
over 15 HCF \$ 1.65 "

Elderly and/or Lower Income Discounts: No

Residential Sewer Rates:

Last adjusted: January 01, 1994
Fund: General

First 15 HCF \$ 1.67/HCF
over 15 HCF \$ 1.80 "
Based on 100% of water usage.

Commercial Sewer Rates:

First 15 HCF \$ 1.82/HCF
over 15 HCF \$ 1.89 "

Peabody receives wholesale wastewater service from the South Essex Sewerage District.

Quincy (W/S)

Residential Water Rates:

Last adjusted: January 01, 1994
 Fund: General

All units \$ 1.27/HCF

Billing Frequency: Quarterly

Annual cost per 120 HCF (≈ 90,000 gallons):

Water	\$ 152.40
Sewer	\$ 411.60
Combined	\$ 564.00
Percentage change from 1993	-1.2%

Residential Sewer Rates:

Last adjusted: January 01, 1994
 Fund: General

All units \$ 4.90/HCF
 Based on 70% of water usage.

Commercial Water Rates:

Same as residential

Elderly and/or Lower Income Discounts: Yes

Commercial Sewer Rates:

Same as residential

Randolph (S)

Residential Water Rates:

Last adjusted: July 01, 1988
 Fund: General

All units \$ 1.00/HCF

Billing Frequency: Semi-annual

Annual cost per 120 HCF (≈ 90,000 gallons):

Water	\$ 120.00
Sewer	\$ 378.70
Combined	\$ 498.70
Percentage change from 1993	7.7%

Residential Sewer Rates:

Last adjusted: July 01, 1994
 Fund: General

Base charge - includes
 first 500 CF \$15.00
 next 4,500 CF \$ 2.93/HCF
 over 5,000 CF \$ 4.25 "
 Based on 100% of water usage.

Commercial Water Rates:

Same as residential

Elderly and/or Lower Income Discounts: Elderly on water only.

Commercial Sewer Rates:

Same as residential

Reading (S)

Residential Water Rates:

Last adjusted: August 01, 1994
 Fund: Enterprise

All units \$ 2.33/HCF

Billing Frequency: Quarterly

Annual cost per 120 HCF (≈ 90,000 gallons):

Water	\$ 279.60
Sewer	\$ 615.60
Combined	\$ 895.20
Percentage change from 1993	10.7%

Residential Sewer Rates:

Last adjusted: August 01, 1994
 Fund: Enterprise

All units \$ 5.13/HCF

Based on 100% of water usage.

Commercial Water Rates:

Same as residential

Elderly and/or Lower Income Discounts: No

Commercial Sewer Rates:

Same as residential

Revere (W/S)

Residential Water Rates:

Last adjusted: July 01, 1994
 Fund: General

All units \$ 1.49/748 gals.

Billing Frequency: Quarterly

Annual cost per 120 HCF (≈ 90,000 gallons):

Water	\$ 178.80
Sewer	\$ 381.60
Combined	\$ 560.40
Percentage change from 1993	-5.8%

Residential Sewer Rates:

Last adjusted: July 01, 1994
 Fund: General

All units \$ 3.18/748 gals.

Based on 100% of water usage.

Commercial Water Rates:

Same as residential

Elderly and/or Lower Income Discounts: No

Commercial Sewer Rates:

Same as residential

Saugus (W)

Residential Water Rates:

Effective: July 01, 1990
Fund: Enterprise

First 30 HCF	\$ 1.00/HCF
31 - 100 HCF	\$ 1.35 "
101 - 200 HCF	\$ 1.40 "
201 - 500 HCF	\$ 1.50 "
501 - 1,000 HCF	\$ 1.60 "
over 1,000 HCF	\$ 1.70 "

Billing Frequency: Semi-annual

Annual cost per 120 HCF (≈ 90,000 gallons):

Water	\$ 141.00
Sewer	\$ 156.00
Combined	\$ 297.00
Percentage change from 1993	0.0%

Commercial Water Rates:

Same as residential

Elderly and/or Lower Income Discounts: No

Residential Sewer Rates:

Effective: July 01, 1990
Fund: Enterprise

First 30 HCF	\$ 1.20/HCF
31 - 100 HCF	\$ 1.40 "
101 - 200 HCF	\$ 1.60 "
201 - 500 HCF	\$ 1.80 "
500 - 1,000 HCF	\$ 2.00 "
over 1,000 HCF	\$ 2.20 "

Based on 100% of water usage.

Commercial Sewer Rates:

Same as residential

Somerville (W/S)

Residential Water Rates:

Last adjusted: July 01, 1993
Fund: General

First 50 HCF	\$ 1.69/HCF
51 - 100 HCF	\$ 1.77 "
over 100 HCF	\$ 1.84 "

Billing Frequency: Quarterly

Annual cost per 120 HCF (≈ 90,000 gallons):

Water	\$ 202.80
Sewer	\$ 303.60
Combined	\$ 506.40
Percentage change from 1993	0.0%

Commercial Water Rates:

Same as residential

Elderly and/or Lower Income Discounts: No

Residential Sewer Rates:

Last adjusted: July 01, 1993
Fund: General

First 50 HCF	\$ 2.53/HCF
51 - 100 HCF	\$ 2.65 "
over 100 HCF	\$ 2.76 "

Based on 100% of water usage.

Commercial Sewer Rates:

Same as residential

South Hadley (W)

Residential Water Rates:

Last adjusted: July 01, 1994
 Fund: Special Revenue

Base charge per bill \$ 5.00
 0 - 250,000 CF \$ 2.15/HCF
 over 250,000 CF \$ 2.25 "

Billing Frequency: Quarterly

Annual cost per 120 HCF (≈ 90,000 gallons):

Water	\$ 278.00
Sewer	\$ not sewered
Combined	\$ 278.00
Percentage change from 1993	40.4%

Residential Sewer Rates:

Effective: n/a
 Fund: n/a

Community not sewered.

Commercial Water Rates:

Same as residential

Elderly and/or Lower Income Discounts: No

Commercial Sewer Rates:

Same as residential

Southborough (W)

Residential Water Rates:

Last adjusted: November 01, 1990
 Fund: Special Revenue

All units \$ 2.18/HCF

Billing Frequency: Quarterly

Annual cost per 120 HCF (≈ 90,000 gallons):

Water	\$ 261.60
Sewer	\$ not sewered
Combined	\$ 261.60
Percentage change from 1993	0.0%

Residential Sewer Rates:

Last adjusted: n/a
 Fund: n/a

Community not sewered.

Commercial Water Rates:

Same as residential

Elderly and/or Lower Income Discounts: Yes

Commercial Sewer Rates:

Same as residential

Stoneham (W/S)

Residential Water Rates:

Last adjusted: July 01, 1994
 Fund: Special Revenue

All units \$ 1.90/HCF

Billing Frequency: Quarterly

Annual cost per 120 HCF (≈ 90,000 gallons):

Water	\$ 228.00
Sewer	\$ 528.00
Combined	\$ 756.00
Percentage change from 1993	6.4%

Residential Sewer Rates:

Last adjusted: July 01, 1993
 Fund: Special Revenue

All units \$ 4.40/HCF
 Based on 100% of water usage.

Commercial Water Rates:

Same as residential

Elderly and/or Lower Income Discounts: No

Commercial Sewer Rates:

Same as residential

Stoughton (S)

Residential Water Rates:

Last adjusted: July 01, 1994
 Fund: Enterprise

First 1,000 CF	\$ 33.54
next 1,000 CF	\$ 1.34/HCF
next 3,200 CF	\$ 1.52 "
next 6,600 CF	\$ 1.68 "
next 6,600 CF	\$ 1.84 "
next 6,600 CF	\$ 2.02 "
next 25,000 CF	\$ 2.19 "
next 50,000 CF	\$ 2.34 "
over 100,000 CF	\$ 2.78 "

Billing Frequency: Semi-annual

Annual cost per 120 HCF (≈ 90,000 gallons):

Water	\$ 218.04
Sewer	\$ 624.00
Combined	\$ 842.04
Percentage change from 1993	5.0%

Residential Sewer Rates:

Effective: July 01, 1993
 Fund: Enterprise

Customers on town water pay \$5.20/HCF, based on 100% of water usage, with a minimum charge of \$81.09 per billing period.

Customers with private wells pay a flat charge of: \$208.07 per condominium
 \$312.11 per private home

Commercial Water Rates:

Same as residential

Elderly and/or Lower Income Discounts: Yes

Only 62% of Stoughton's census population is sewered.

Commercial Sewer Rates:

Same as residential

Swampscott (W)

Residential Water Rates:

Last adjusted: August 1994
Fund: General

All units \$ 1.98/HCF

Billing Frequency: Semi-annual

Annual cost per 120 HCF (≈ 90,000 gallons):

Water	\$ 237.60
Sewer	\$ 253.20
Combined	\$ 490.80
Percentage change from 1993	13.6%

Residential Sewer Rates:

Last adjusted: August 1994
Fund: General

All units \$ 2.11/HCF
Based on 100% of water usage.

Commercial Water Rates:

Same as residential

Elderly and/or Lower Income Discounts: No

Commercial Sewer Rates:

Same as residential

Wakefield (S/partial W)

Residential Water Rates:

Last adjusted: July 01, 1994
Fund: Enterprise

Base charge per bill \$ 8.25
All units \$ 2.10/HCF

Billing Frequency: Quarterly

Annual cost per 120 HCF (≈ 90,000 gallons):

Water	\$ 285.00
Sewer	\$ 489.00
Combined	\$ 774.00
Percentage change from 1993	6.6%

Residential Sewer Rates:

Last adjusted: July 01, 1994
Fund: Enterprise

Base charge per bill \$ 8.25
All units \$ 3.80/HCF
Based on 100% of water usage.

Commercial Water Rates:

Same as residential

Elderly and/or Lower Income Discounts: No

Commercial Sewer Rates:

Same as residential

Walpole (S)

Residential Water Rates:

Last adjusted: July 01, 1994
Fund: n/a

All units \$ 1.968/HCF

Billing Frequency: Quarterly

Annual cost per 120 HCF (\approx 90,000 gallons):

Water	\$ 236.16
Sewer	\$ 406.46
Combined	\$ 642.62
Percentage change from 1993	-8.1%

Commercial Water Rates:

Same as residential

Elderly and/or Lower Income Discounts: No

Residential Sewer Rates:

Last adjusted: July 01, 1994
Fund: Special Revenue

Base charge per bill - includes
first 50 HCF \$4.234/HCF
over 50 HCF \$ 4.760 "
Based on 80% of water usage.

Commercial Sewer Rates:

Same as residential

Only 56.3% of Walpole's census population is sewered.

Waltham (W/S)

Residential Water Rates:

Last adjusted: July 01, 1993
Fund: Enterprise

First 1,500 CF per month	\$ 1.19/HCF
1,500 - 4,000 CF per month	\$ 1.40 "
over 4,000 CF per month	\$ 1.61 "

Billing Frequency: Quarterly

Annual cost per 120 HCF (\approx 90,000 gallons):

Water	\$ 142.80
Sewer	\$ 369.60
Combined	\$ 482.40
Percentage change from 1993	0.0%

Commercial Water Rates:

Same as residential

Elderly and/or Lower Income Discounts: No

Residential Sewer Rates:

Last adjusted: July 01, 1993
Fund: Enterprise

First 1,500 CF per month	\$ 2.83/HCF
1,500 - 4,000 CF per month	\$ 2.89 "
over 4,000 CF per month	\$ 2.95 "

Based on 100% of water usage.

Commercial Sewer Rates:

Same as residential

Watertown (W/S)

Residential Water Rates:

Last adjusted: July 01, 1993
Fund: General

Base charge per bill - includes
first 25 HCF \$22.50
over 25 HCF \$ 2.41/HCF

Billing Frequency: Semi-annual

Annual cost per 120 HCF (≈ 90,000 gallons):

Water	\$ 213.70
Sewer	\$ 467.16
Combined	\$ 680.86
Percentage change from 1993	0.0%

Residential Sewer Rates:

Last adjusted: July 01, 1993
Fund: General

All units \$ 4.58/HCF
Based on 85% of water usage.

Commercial Water Rates:

Same as residential

Elderly and/or Lower Income Discounts: No

Commercial Sewer Rates:

Same as residential

Wellesley (S/partial W)

Residential Water Rates:

Last adjusted: July 01, 1993
Fund: Enterprise

Base charge per bill \$ 3.45
First 2,500 CF \$ 1.38/HCF
over 2,500:
winter \$ 1.38 "
summer (two billing periods) \$ 2.40 "
outdoor meter (summer) \$ 2.40 "

Billing Frequency: Bi-monthly

Annual cost per 120 HCF (≈ 90,000 gallons):

Water	\$ 186.30
Sewer	\$ 427.20
Combined	\$ 613.50
Percentage change from 1993	1.2%

Residential Sewer Rates:

Last adjusted: July 01, 1994
Fund: Enterprise

Base charge per bill \$ 3.00
All units \$ 3.46/HCF
Based on 100% of water usage.

Commercial Water Rates:

"Readiness-to-serve" charge on water meters in excess of 5/8". Consumption charges same as residential.

Elderly and/or Lower Income Discounts: No

Commercial Sewer Rates:

Same as residential

Weston (W)

Residential Water Rates:

Last adjusted: January 01, 1993
 Fund: General

First 10,000 CF \$ 0.95/HCF
 next 10,000 CF \$ 1.30 "
 over 20,000 CF \$ 2.20 "
 (Minimum semi-annual charge of \$25.00)

Billing Frequency: Semi-annual

Annual cost per 120 HCF (≈ 90,000 gallons):

Water	\$ 114.00
Sewer	\$ not sewered
Combined	\$ 114.00
Percentage change from 1993	0.0%

Commercial Water Rates:

All units \$ 2.20/HCF

Elderly and/or Lower Income Discounts: No

Residential Sewer Rates:

Effective: n/a
 Fund: n/a

Community not sewered.

Commercial Sewer Rates:

n/a

Westwood (S)

Residential Water Rates:

Effective: January 01, 1992
 Fund: n/a

Base charge - includes
 first 500 CF \$27.52
 over 500 CF \$ 3.18

Billing Frequency: Quarterly

Annual cost per 120 HCF (≈ 90,000 gallons):

Water	\$ 428.08
Sewer	\$ 430.00
Combined	\$ 858.08
Percentage change from 1993	5.6%

Commercial Water Rates:

Same as residential

Elderly and/or Lower Income Discounts: No

Only 78% of Westwood's census population is sewered.

Residential Sewer Rates:

Effective: September 07, 1994
 Fund: Enterprise

Base charge (5/8" meter) \$15.00
 First 25 HCF \$ 2.90/HCF
 25 - 70 HCF \$ 4.00 "
 over 70 HCF \$ 6.60 "
 Based on 100% of water usage.

Commercial Sewer Rates:

Same as residential

Weymouth (S)

Residential Water Rates:

Last adjusted: February 07, 1994
 Fund: Enterprise

Base charge per bill	\$10.32
First 3,600 CF	\$ 1.31/HCF
over 3,600 CF	\$ 1.99 "

Billing Frequency: Tri-annual

Annual cost per 120 HCF (≈ 90,000 gallons):

Water	\$ 196.32
Sewer	\$ 463.65
Combined	\$ 659.97
Percentage change from 1993	0.5%

Commercial Water Rates:

Base charges per bill:

1" meter	\$ 18.71
1 1/2" meter	\$ 32.69
2" meter	\$ 49.47
3" meter	\$ 94.22
4" meter	\$144.56
6" meter	\$284.40
8" meter	\$452.20
10" meter	\$647.97

Consumption rates same as residential.

Elderly and/or Lower Income Discounts: Yes

Residential Sewer Rates:

Last adjusted: February 07, 1994
 Fund: Enterprise

Base charge per bill	\$ 4.91
First 3,600 CF	\$ 3.62/HCF
over 3,600 CF	\$ 4.83 "

Based on 100% of water usage.

Commercial Sewer Rates:

Base charges per bill:

1" meter	\$ 7.91
1 1/2" meter	\$ 12.92
2" meter	\$ 18.93
3" meter	\$ 34.95
4" meter	\$ 52.97
6" meter	\$103.04
8" meter	\$163.12
10" meter	\$233.21

Consumption rates same as residential.

Wilbraham (W)

Residential Water Rates:

Last revised: October 01, 1992
 Fund: Enterprise

First 100 HCF \$ 1.00/HCF
 101 - 200 HCF \$ 1.35 "
 over 200 HCF \$ 1.70 "

Billing Frequency: Semi-annual

Annual cost per 120 HCF (≈ 90,000 gallons):

Water	\$ 120.00
Sewer	\$ 260.40
Combined	\$ 380.40
Percentage change from 1993	3.4%

Commercial Water Rates:

All units \$ 1.00/HCF

Elderly and/or Lower Income Discounts: No

Residential Sewer Rates:

Last revised: January, 1994
 Fund: Enterprise

All units \$ 2.17/HCF
 Based on 100% of water usage.

Commercial Sewer Rates:

All units \$ 3.110/HCF

Based on 100% of water usage.

Wilmington (S)

Residential Water Rates:

Last revised: April 01, 1993
 Fund: Special Revenue

All units \$ 2.83/HCF

Billing Frequency: Quarterly

Annual cost per 120 HCF (≈ 90,000 gallons):

Water	\$ 339.60
Sewer	\$ 512.40
Combined	\$ 852.00
Percentage change from 1993	4.0%

Commercial Water Rates:

Same as residential

Elderly and/or Lower Income Discounts: No

Residential Sewer Rates:

Last revised: July 01, 1993
 Fund: General

All units \$ 4.27/HCF

Based on 100% of water usage.

Commercial Sewer Rates:

Same as residential

Only 10% of Wilmington's census population is sewerred.

Winchester (S/partial W)

Residential Water Rates:

Last adjusted: July 01, 1994
 Fund: Enterprise

First 1,500 CF \$ 0.53/HCF
 1,600 - 4,500 CF \$ 1.97 "
 over 4,500 CF \$ 3.22 "

Billing Frequency: Quarterly

Annual cost per 120 HCF (≈ 90,000 gallons):

Water	\$ 150.00
Sewer	\$ 231.60
Combined	\$ 381.60
Percentage change from 1993	-44.9%

Commercial Water Rates:

First 7,500 CF \$ 2.33/HCF
 over 7,500 CF \$ 2.80 "

Elderly and/or Lower Income Discounts: Yes

Residential Sewer Rates:

Last adjusted: July 01, 1994
 Fund: Enterprise

First 1,500 CF \$ 0.81/HCF
 1,500 - 4,500 CF \$ 3.05 "
 over 4,500 CF \$ 4.98

Based on 100% of water usage.

Commercial Sewer Rates:

First 7,500 CF \$ 3.23/HCF
 over 7,500 CF \$ 3.87 "

Winchester implemented the debt service exclusion as provided for under General Law 59 Section 21C(n), shifting approximately \$260.00 to the average annual residential tax bill.

Winthrop (W/S)

Residential Water Rates:

Last adjusted: July 01, 1991
 Fund: Enterprise

All units \$ 2.10/HCF

Billing Frequency: Quarterly

Annual cost per 120 HCF (≈ 90,000 gallons):

Water	\$ 252.00
Sewer	\$ 528.00
Combined	\$ 780.00
Percentage change from 1993	-0.8%

Commercial Water Rates:

Same as residential

Elderly and/or Lower Income Discounts: No

Residential Sewer Rates:

Last adjusted: July 01, 1993
 Fund: Enterprise

All units \$ 4.40/HCF

Based on 100% of water usage.

Commercial Sewer Rates:

Same as residential

Woburn (S/partial W)

Residential Water Rates:

Last adjusted: July, 1992
Fund: General

Flat rate of \$116.00 per year

Billing Frequency: Semi-annual

Annual cost per 120 HCF (≈ 90,000 gallons):

Water	\$ 116.00
Sewer	\$ 198.00
Combined	\$ 314.00
Percentage change from 1993	0.0%

Commercial Water Rates:

All units \$ 2.35/HCF

Elderly and/or Lower Income Discounts: Yes

Residential Sewer Rates:

Last adjusted: July, 1992
Fund: General

Flat rate of \$198.00 per year

Commercial Sewer Rates:

304% of water charges

Worcester (partial W)

Residential Water Rates:

Last adjusted: July 01, 1994
Fund: Enterprise

All units \$ 1.61/HCF

Billing Frequency: Semi-annual

Annual cost per 120 HCF (≈ 90,000 gallons):

Water	\$ 193.20
Sewer	\$ 158.40
Combined	\$ 351.60
Percentage change from 1993	6.5%

Commercial Water Rates:

Same as residential

Elderly and/or Lower Income Discounts: Yes

Residential Sewer Rates:

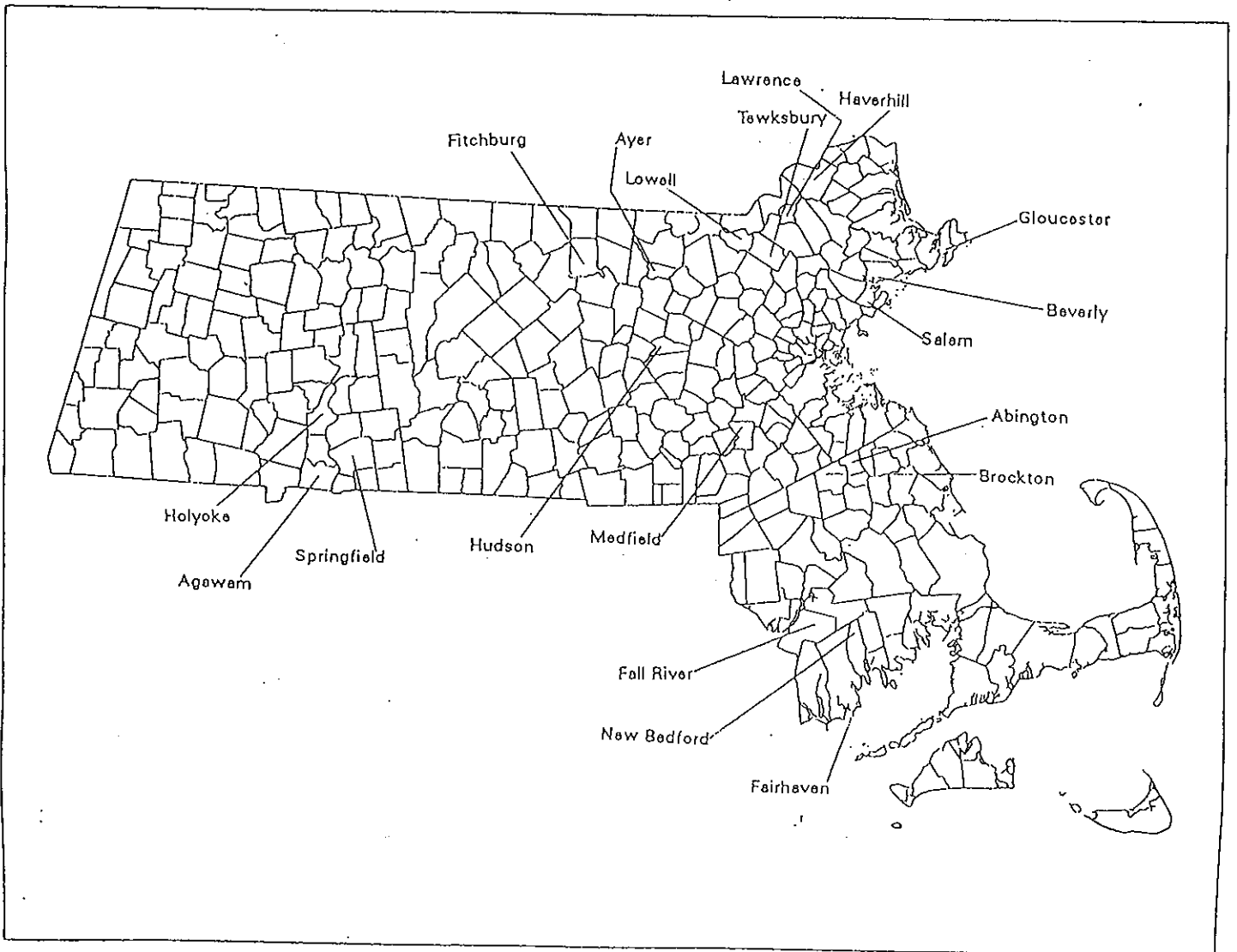
Last adjusted: July 01, 1994
Fund: Enterprise

All units \$ 1.65/HCF
Based on 80% of water usage.
(For meters 1" and larger, sewer usage is based on 100% of water usage.)

Commercial Sewer Rates:

See note above

SELECTED NON-MWRA MASSACHUSETTS COMMUNITY 1994 WATER AND SEWER CHARGES



**COMPARATIVE ANNUAL RESIDENTIAL WATER AND SEWER CHARGES FOR
SELECTED NON-MWRA COMMUNITIES IN MASSACHUSETTS
1994**

	WATER	SEWER	COMBINED	CHANGE
Abington	\$300.00	\$240.00	\$540.00	0.0%
Agawam	151.40	180.36	331.76	0.0%
Ayer	108.00	240.00	348.00	0.0%
Beverly	172.80	427.20	600.00	37.4%
Brockton	227.00	206.00	433.00	2.9%
Fairhaven	201.60	314.40	516.00	3.9%
Fall River	63.60	115.20	178.80	0.0%
Fitchburg	155.00	102.00	257.00	0.0%
Gloucester	244.80	405.90	650.70	-29.0%
Haverhill	180.00	189.60	369.60	0.0%
Holyoke	162.00	175.50	337.50	0.0%
Hudson	198.00	169.20	367.20	7.7%
Lawrence	162.00	168.00	330.00	0.0%
Lowell	132.00	166.80	298.80	0.0%
Medfield	148.80	249.75	398.55	0.0%
New Bedford	102.00	319.56	421.56	44.9%
Salem	138.00	170.40	308.40	0.0%
Springfield	118.80	146.00	264.80	0.0%
Tewsbury	337.50	252.00	589.50	0.0%

Water and sewer charges are computed on an annual water consumption of 12,000 cubic feet (for approximately 90,000 gallons).

Abington

Residential Water Rates:

Last adjusted: July, 1990
Fund: Enterprise

Base charge per bill \$10.00
Meter rental \$ 2.00/year
All units \$ 2.15/HCF

Billing Frequency: Quarterly

Annual cost per 120 HCF (≈ 90,000 gallons):

Water	\$ 300.00
Sewer	\$ 240.00
Combined	\$ 538.00
Percentage change from 1993	0.0%

Commercial Water Rates:

n/a

Elderly and/or Lower Income Discounts: n/a

Residential Sewer Rates:

Last adjusted: 1988
Fund: n/a

All units \$ 2.00/HCF
Based on 100% of water usage.

Commercial Sewer Rates:

n/a

Agawam

Residential Water Rates:

Last adjusted: January 01, 1991
Fund: Enterprise

Base charge per bill \$14.50
All units \$ 1.02/HCF

Billing Frequency: Semi-annual

Annual cost per 120 HCF (≈ 90,000 gallons):

Water	\$ 151.40
Sewer	\$ 180.36
Combined	\$ 331.76
Percentage change from 1993	0.0%

Commercial Water Rates:

Same as residential

Elderly and/or Lower Income Discounts: Yes

Residential Sewer Rates:

Last adjusted: May 01, 1990
Fund: Special Revenue

Base charge per bill - includes
first 1,000 CF \$16.70
Over first 1,000 CF \$ 1.67/HCF
Based on 90% of water usage.

Commercial Sewer Rates:

Same as residential, except sewer usage is based on 100% of water usage.

Ayer

Residential Water Rates:

Last adjusted: January 02, 1993
Fund: General

All units \$ 0.90/HCF

Billing Frequency: Semi-annual

Annual cost per 120 HCF (≈ 90,000 gallons):

Water	\$ 108.00
Sewer	\$ 240.00
Combined	\$ 348.00
Percentage change from 1993	0.0%

Commercial Water Rates:

Same as residential

Elderly and/or Lower Income Discounts: n/a

Residential Sewer Rates:

Last adjusted: January 02, 1993
Fund: General

All units \$ 2.00/HCF
Based on 100% of water usage.

Commercial Sewer Rates:

Same as residential

Beverly

Residential Water Rates:

Last adjusted: May 01, 1994
Fund: General

All units \$ 1.44/HCF

Billing Frequency: Quarterly

Annual cost per 120 HCF (≈ 90,000 gallons):

Water	\$ 172.80
Sewer	\$ 427.20
Combined	\$ 600.00
Percentage change from 1993	37.4%

Commercial Water Rates:

Same as residential

Elderly and/or Lower Income Discounts: No

Residential Sewer Rates:

Last adjusted: May 01, 1994
Fund: General

All units \$ 3.56/HCF
Based on 100% of water usage.

Commercial Sewer Rates:

Same as residential

Brockton

Residential Water Rates:

Last adjusted: January 01, 1994
 Fund: Enterprise

First 5,000 CF	\$ 1.80/HCF
5,000 - 10,000 CF	\$ 2.35 "
10,000 - 20,000 CF	\$ 2.45 "
20,000 - 50,000 CF	\$ 2.55 "
over 50,000 CF	\$ 2.60 "

Residential Sewer Rates:

Last adjusted: July 01, 1992
 Fund: Enterprise

First 5,000 CF	\$ 1.65/HCF
5,000 - 10,000 CF	\$ 2.05 "
10,000 - 20,000 CF	\$ 2.40 "
20,000 - 50,000 CF	\$ 2.75 "
over 50,000 CF	\$ 3.00 "

Based on 100% of water usage.

Billing Frequency: Semi-annual readings, quarterly payments

Annual cost per 120 HCF (≈ 90,000 gallons):

Water	\$ 227.00
Sewer	\$ 206.00
Combined	\$ 433.00
Percentage change from 1993	2.9%

Commercial Water Rates:

Same as residential

Commercial Sewer Rates:

Same as residential

Elderly and/or Lower Income Discounts: No

Fairhaven

Residential Water Rates:

Last adjusted: July 01, 1990
 Fund: Enterprise

All units	\$ 1.68/HCF
-----------	-------------

Residential Sewer Rates:

Last adjusted: May 1994
 Fund: Enterprise

All units	\$ 2.62/HCF
-----------	-------------

Based on 100% of water usage.

Billing Frequency: Semi-annual

Annual cost per 120 HCF (≈ 90,000 gallons):

Water	\$ 201.60
Sewer	\$ 314.40
Combined	\$ 516.00
Percentage change from 1993	3.9%

Commercial Water Rates:

Same as residential

Commercial Sewer Rates:

Same as residential

Elderly and/or Lower Income Discounts: No

Fall River

Residential Water Rates:

Last adjusted: January 01, 1991
 Fund: General

All units \$ 0.53/HCF

Billing Frequency: Semi-annual

Annual cost per 120 HCF (≈ 90,000 gallons):

Water	\$ 63.60
Sewer	\$ 115.20
Combined	\$ 178.80
Percentage change from 1993	0.0%

Commercial Water Rates:

All units \$ 0.53/HCF

Elderly and/or Lower Income Discounts: n/a

Residential Sewer Rates:

Last adjusted: July 01, 1982
 Fund: Enterprise

All units \$ 0.96/HCF
 Based on 100% of water usage.

Commercial Sewer Rates:

All units \$ 0.44/HCF
 Based on 100% of water usage.

Fitchburg

Residential Water Rates:

Last adjusted: July 1990
 Fund: Enterprise

Base charge per bill - includes
 first 500 CF \$10.00
 over 500 CF \$ 1.15/HCF

Billing Frequency: Quarterly

Annual cost per 120 HCF (≈ 90,000 gallons):

Water	\$ 155.00
Sewer	\$ 102.00
Combined	\$ 257.00
Percentage change from 1993	0.0%

Commercial Water Rates:

Same as residential

Elderly and/or Lower Income Discounts: No

Residential Sewer Rates:

Last adjusted: 1984
 Fund: General

All units \$ 0.85/HCF
 Based on 100% of water usage.

Commercial Sewer Rates:

Same as residential

Gloucester

Residential Water Rates:

Last adjusted: June 14, 1994
Fund: Special Revenue

All units \$ 2.72/000 gals.

Billing Frequency: Semi-annual

Annual cost per 120 HCF (\approx 90,000 gallons):

Water	\$ 244.80
Sewer	\$ 405.90
Combined	\$ 650.70
Percentage change from 1993	-29.0%

Commercial Water Rates:

Same as residential

Elderly and/or Lower Income Discounts: n/a

Residential Sewer Rates:

Last adjusted: June 14, 1994
Fund: Special Revenue

All units \$ 4.51/000 gals.
Based on 100% of water usage.

Commercial Sewer Rates:

Same as residential

Haverhill

Residential Water Rates:

Last adjusted: July 1991
Fund: Enterprise

All units \$ 1.50/HCF

Billing Frequency: Semi-annual

Annual cost per 120 HCF (\approx 90,000 gallons):

Water	\$ 180.00
Sewer	\$ 189.60
Combined	\$ 369.60
Percentage change from 1993	0.0%

Commercial Water Rates:

Same as residential

Elderly and/or Lower Income Discounts: No

Residential Sewer Rates:

Last adjusted: July 1991
Fund: Enterprise

All units \$ 1.58/HCF
Based on 100% of water usage.

Commercial Sewer Rates:

Same as residential

Holyoke

Residential Water Rates:

Last adjusted: May 1993
Fund: Enterprise

Base charge - includes first 15,000 gallons \$27.00
All units \$ 1.80/000 gals.

Billing Frequency: Quarterly

Annual cost per 120 HCF (≈ 90,000 gallons):

Water	\$ 162.00
Sewer	\$ 175.50
Combined	\$ 337.50
Percentage change from 1993	0.0%

Commercial Water Rates:

Same as residential

Elderly and/or Lower Income Discounts: n/a

Residential Sewer Rates:

Last adjusted: July 1990
Fund: Enterprise

Base charge - includes first 2,565 gallons \$ 5.00
over 2,565 gallons \$ 1.95/000 gals.
Based on 100% water usage.

Commercial Sewer Rates:

Same as residential

Hudson

Residential Water Rates:

Last adjusted: July 01, 1994
Fund: General

Base charge - includes first 400 CF \$ 6.60
over 400 CF \$ 1.65/HCF

Billing Frequency: Quarterly

Annual cost per 120 HCF (≈ 90,000 gallons):

Water	\$ 198.00
Sewer	\$ 169.20
Combined	\$ 367.20
Percentage change from 1993	7.8%

Commercial Water Rates:

Same as residential

Elderly and/or Lower Income Discounts: No

Residential Sewer Rates:

Last adjusted: July 01, 1993
Fund: General

Base charge - includes first 500 CF \$ 5.64
over 400 CF \$ 1.41/HCF
Based on 100% of water usage.

Commercial Sewer Rates:

Same as residential

Lawrence

Residential Water Rates:

Last adjusted: 1988
Fund: General

All units \$ 1.35/HCF

Billing Frequency: Quarterly

Annual cost per 120 HCF (≈ 90,000 gallons):

Water	\$ 162.00
Sewer	\$ 168.00
Combined	\$ 330.00
Percentage change from 1993	0.0%

Commercial Water Rates:

All units \$ 1.35/HCF

Elderly and/or Lower Income Discounts: n/a

Residential Sewer Rates:

Last adjusted: 1989
Fund: n/a

All units \$ 1.40/HCF
Based on 100% of water usage.

Commercial Sewer Rates:

First 575 CF \$ 1.40/HCF
over 575 CF \$ 2.64 "
Based on 100% of water usage.

Lowell

Residential Water Rates:

Last adjusted: November, 1988
Fund: General

All units \$ 1.10/HCF

Billing Frequency: Quarterly

Annual cost per 120 HCF (≈ 90,000 gallons):

Water	\$ 132.00
Sewer	\$ 166.80
Combined	\$ 298.80
Percentage change from 1993	0.0%

Commercial Water Rates:

Same as residential

Elderly and/or Lower Income Discounts: n/a

Residential Sewer Rates:

Last adjusted: October, 1992
Fund: Enterprise

All units \$ 1.39/HCF
Based on 100% of water usage.

Commercial Sewer Rates:

Same as residential

Medfield

Residential Water Rates:

Last adjusted: October 01, 1993
Fund: Enterprise

0 - 35,000 gals. \$ 1.44/000 gals.
35,000 - 70,000 gals. \$ 2.40 "
over 70,000 gals. \$ 3.30 "

Billing Frequency: Semi-annual

Annual cost per 120 HCF (≈ 90,000 gallons):

Water	\$ 148.80
Sewer	\$ 249.75
Combined	\$ 398.55
Percentage change from 1993	0.0%

Commercial Water Rates:

Same as residential

Elderly and/or Lower Income Discounts: n/a

Residential Sewer Rates:

Last adjusted: April 01, 1991
Fund: Enterprise

All units \$ 3.70/000 gals.
Based on 75% of water usage.

Commercial Sewer Rates:

Same as residential - usage based on 100% of water usage.

New Bedford

Residential Water Rates:

Last adjusted: July 01, 1990
Fund: General

All units \$ 0.85/HCF

Billing Frequency: Quarterly

Annual cost per 120 HCF (≈ 90,000 gallons):

Water	\$ 102.00
Sewer	\$ 319.56
Combined	\$ 421.56
Percentage change from 1993	44.9%

Commercial Water Rates:

Same as residential

Elderly and/or Lower Income Discounts: n/a

Residential Sewer Rates:

Last adjusted: July 01, 1994
Fund: Enterprise

All units \$ 2.663/HCF
Based on 100% of water usage.

Commercial Sewer Rates:

Same as residential

Salem

Residential Water Rates:

Last adjusted: February 01, 1993
 Fund: Enterprise

Minimum bill - 5/8" meter \$11.50
 All units \$ 1.15/HCF

Billing Frequency: Quarterly

Annual cost per 120 HCF (≈ 90,000 gallons):

Water	\$ 138.00
Sewer	\$ 170.40
Combined	\$ 308.40
Percentage change from 1993	0.0%

Commercial Water Rates:

n/a

Elderly and/or Lower Income Discounts: n/a

Residential Sewer Rates:

Last adjusted: February 01, 1993
 Fund: Enterprise

All units \$ 1.42/HCF
 Based on 100% of water usage.

Commercial Sewer Rates:

n/a

Springfield

Residential Water Rates:

Last adjusted: January 01, 1991
 Fund: n/a

Minimum bill - 5/8" meter \$15.00
 All units \$ 0.99/HCF

Billing Frequency: Quarterly

Annual cost per 120 HCF (≈ 90,000 gallons):

Water	\$ 118.80
Sewer	\$ 146.00
Combined	\$ 264.80
Percentage change from 1993	0.0%

Commercial Water Rates:

n/a

Elderly and/or Lower Income Discounts: n/a

Residential Sewer Rates:

Last adjusted: July 01, 1993
 Fund: Special Revenue

Base charge \$ 2.00
 All units \$ 1.15/HCF
 Based on 100% water usage.

Commercial Sewer Rates:

n/a

Tewksbury

Residential Water Rates:

Last adjusted: July 01, 1992
 Fund: General

First 150,000 gals/year \$ 3.75/000 gals.
 over 150,000 gals/year \$ 4.50 "

Billing Frequency: Semi-annual

Annual cost per 120 HCF (≈ 90,000 gallons):

Water
 Sewer
 Combined
 Percentage change from 1993

Residential Sewer Rates:

Last adjusted: July 01, 1992
 Fund: General

All units \$ 2.80/000 gals.
 Based on 100% water usage.

\$ 337.50
 \$ 252.00
 \$ 589.50
 0.0%

Commercial Water Rates:

Same as residential

Elderly and/or Lower Income Discounts: n/a

Commercial Sewer Rates:

Same as residential

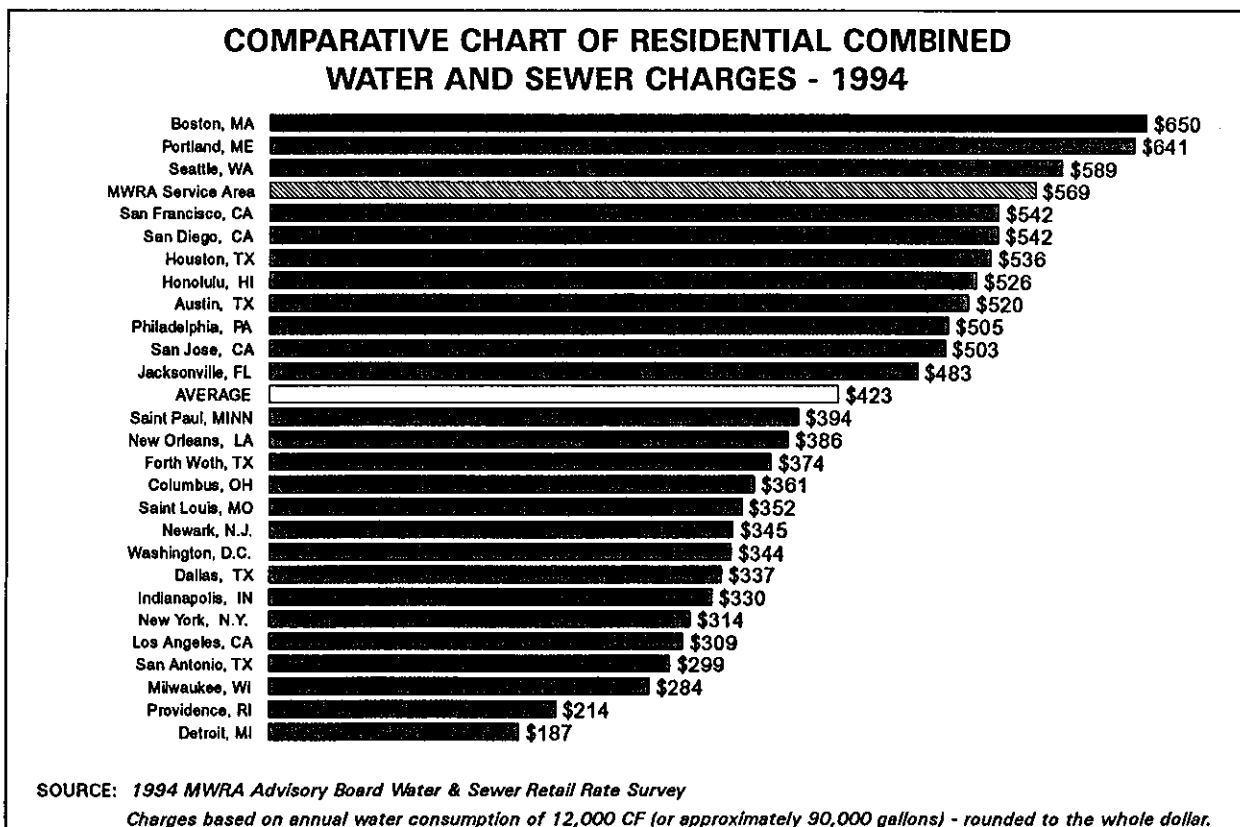
COMPARATIVE RESIDENTIAL 1994 WATER AND SEWER CHARGES FOR U.S. CITIES



COMPARATIVE ANNUAL RESIDENTIAL WATER & SEWER CHARGES FOR MAJOR U.S. CITIES 1994

	WATER	SEWER	COMBINED	CHANGE
Austin, TX	\$216.30	\$303.60	\$519.90	0.3%
Boston, MA	239.09	411.01	650.10	0.0%
Columbus, OH	153.72	207.44	361.16	8.6%
Dallas, TX	146.10	190.68	336.78	4.3%
Detroit, MI	94.80	91.80	186.60	4.1%
Forth Worth, TX	190.20	183.60	373.80	0.0%
Honolulu, HI	170.70	355.03	525.73	3.0%
Houston, TX	259.80	276.30	536.10	0.0%
Indianapolis, IN	203.40	126.41	329.81	7.2%
Jacksonville, FL	147.84	334.74	482.58	11.3%
Los Angeles, CA	211.13	97.63	308.76	7.5%
Milwaukee, WI	152.20	131.36	283.56	10.9%
MWRA Service Area	206.16	363.42	569.57	2.0%
New Orleans, LA	222.60	163.59	386.19	0.0%
New York, N.Y.	121.20	192.72	313.92	0.0%
Newark, N.J.	172.44	172.84	345.28	-5.0%
Philadelphia, PA	172.80	332.28	505.08	2.3%
Portland, ME	289.56	351.60	641.16	14.7%
Providence, RI	103.72	110.64	214.36	2.3%
Saint Louis, MO	151.24	200.76	352.00	8.5%
Saint Paul, MINN	147.60	246.00	393.60	4.8%
San Antonio, TX	120.90	178.00	298.90	7.0%
San Diego, CA	192.60	348.96	541.56	1.0%
San Francisco, CA	177.60	364.32	541.92	9.1%
San Jose, CA	230.40	272.52	502.92	5.3%
Seattle, WA	184.45	404.40	588.85	18.0%
Washington, D.C.	120.48	223.68	344.16	0.0%
AVERAGE	\$177.74	\$245.75	\$423.49	4.7%

Water and sewer charges are computed on an annual water consumption of 12,000 cubic feet (for approximately 90,000 gallons).



Austin, Texas

Residential Water Rates:

Last adjusted: April 1, 1994
Fund: Enterprise

Base charge (5/8" meter)	\$ 4.90
0 - 2,900 gals.	\$ 1.25/000 gals.
2,901 - 6,900 gals.	\$ 2.00 "
6,901 - 14,900 gals.	\$ 2.50 "
over 14,900 gals.	\$ 3.50 "

Residential Sewer Rates:

Last adjusted: April 1, 1994
Fund: Enterprise

Base charge per bill	\$ 5.61
All units	\$ 3.58/000 gals.

Based on 100% water usage after the first 2,000 gallons per month.

Billing Frequency: Monthly

Annual cost per 120 HCF (≈ 90,000 gallons):

Water	\$ 216.30
Sewer	\$ 303.60
Combined	\$ 519.90
Percentage change from 1993	0.3%

Columbus, Ohio

Residential Water Rates:

Last adjusted: January 01, 1994
Fund: Enterprise

Base charge per bill	\$11.64
First 1,500 CF/month	\$ 0.893/HCF
next 23,500 CF/month	\$ 0.841 "
next 175,000 CF/month	\$ 0.652 "
next 800,000 CF/month	\$ 0.624 "
next 1,000 CF/month	\$ 0.558 "
balance/month	\$ 0.558 "

Residential Sewer Rates:

Last adjusted: January 01, 1994
Fund: Enterprise

Base charge per bill	\$ 5.84
All units	\$1.534/HCF

Based on 100% of water usage.

Billing Frequency: Quarterly

Annual cost per 120 HCF (≈ 90,000 gallons):

Water	\$ 153.72
Sewer	\$ 207.44
Combined	\$ 361.16
Percentage change from 1993	8.61%

Dallas, Texas

Residential Water Rates:

Last adjusted: October 01, 1994
 Fund: Enterprise

Base charge/bill (5/8" meter) \$ 2.25
 First 4,000 gals. \$ 1.02/000 gals.
 4,001 - 10,000 gals. \$ 1.67 "
 over 10,000 \$ 2.15 "

Billing Frequency: Monthly

Annual cost per 120 HCF (≈ 90,000 gallons):

Water	\$ 146.10
Sewer	\$ 190.68
Combined	\$ 336.78
Percentage change from 1993	4.3%

Residential Sewer Rates:

Last adjusted: October 01, 1994
 Fund: Enterprise

Base charge/bill \$ 2.39
 All units \$ 2.70/000 gals.
 Based on the average water consumed during the winter months of December, January, February and March: approximately 5,000 gallons per month if annual water consumption is 90,000 gallons.

Detroit, Michigan

Residential Water Rates:

Last adjusted: August 01, 1994
 Fund: Enterprise

First 3,000 CF \$ 0.653/HCF
 next 30,000 CF \$ 0.595 "
 over 33,000 CF \$ 0.536 "

Billing Frequency: Monthly

Annual cost per 120 HCF (≈ 90,000 gallons):

Water	\$ 94.80
Sewer	\$ 91.80
Combined	\$ 186.60
Percentage change from 1993	4.1%

Residential Sewer Rates:

Last adjusted: August 01, 1994
 Fund: Enterprise

All units \$ 0.765/HCF
 Based on 100% of water usage.

Fort Worth, Texas

Residential Water Rates:

Last adjusted: October 01, 1992
 Fund: Enterprise

Base charge/bill (5/8" meter) \$ 3.05
 First 4,000 CF \$ 1.28/HCF
 over 2,000 CF \$ 1.44 "

Billing Frequency: Monthly

Annual cost per 120 HCF (≈ 90,000 gallons):

Water	\$ 190.20
Sewer	\$ 183.60
Combined	\$ 373.80
Percentage change from 1993	0.0%

Residential Sewer Rates:

Last adjusted: August 01, 1993
 Fund: Enterprise

Base charge per bill \$ 4.50
 All units \$ 1.08/HCF
 Based on individual customer's average monthly usage during the preceding months of December, January and February.

Honolulu, Hawaii

Residential Water Rates:

Last adjusted: July 01, 1994
 Fund: Enterprise

Base charge per month \$ 1.85
 First 13,000 gals/month \$ 1.65/000 gals.
 13,001 - 30,000 gals/month \$ 1.98 "
 over 30,000 gals/month \$ 2.97 "

Billing Frequency: Bi-monthly

Annual cost per 120 HCF (≈ 90,000 gallons):

Water	\$ 170.70
Sewer	\$ 355.03
Combined	\$ 525.73
Percentage change from 1993	3.0%

Residential Sewer Rates:

Last adjusted: July 01, 1993
 Fund: Enterprise

Base charge per month - includes
 first 2,000 gals/month \$24.85
 over 2,000 gals/month \$ 1.05/000 gals.
 Based on 82% of water usage after first 2,000 gals/month.

Houston, Texas

Residential Water Rates:

Last adjusted: March 30, 1993
 Fund: Enterprise

Base charge/bill (5/8" meter)
 with 0 - 3,000 gals/month \$ 2.95
 with 3,000 - 4,000 gals/month \$12.82
 with 4,000 - 5,000 gals/month \$15.13
 over 5,000 gals/month \$18.11

6,000 - 12,000 gals/month \$ 2.36/000 gals.
 over 12,000 gals/month \$ 4.30/000 gals.

Billing Frequency: Monthly

Annual cost per 120 HCF (≈ 90,000 gallons):

Water	\$ 259.80
Sewer	\$ 276.30
Combined	\$ 536.10
Percentage change from 1993	0.0%

Residential Sewer Rates:

Effective: March 30, 1993
 Fund: Enterprise

Base charge per bill - includes
 first 3,000 gals/month \$ 5.55
 over 3,000 gals/month all units, including first
 3,000 gallons, are billed at \$ 3.09/000 gals.

Indianapolis, Indiana

Residential Water Rates:

Last adjusted: August 12, 1994
 Fund: n/a

Base charge/bill (5/8" meter) \$ 6.25
 First 1,500 CF \$ 1.07/HCF
 next 18,500 CF \$ 1.05 "
 next 80,000 CF \$ 0.96 "
 next 400,000 CF \$ 0.63 "
 over 500,000 CF \$ 0.45 "

Billing Frequency: Monthly

Annual cost per 120 HCF (≈ 90,000 gallons):

Water	\$ 203.40
Sewer	\$ 126.41
Combined	\$ 329.81
Percentage change from 1993	7.2%

Residential Sewer Rates:

Last adjusted: December 06, 1992
 Fund: n/a

Base charge per bill \$ 2.03
 All units \$ 0.850425/HCF
 Based on individuals customer's average
 water usage during the preceding
 months of October through April

Jacksonville, Florida

Residential Water Rates:

Last adjusted: April, 1994
Fund: Enterprise

Base charge/bill (5/8" meter)	\$ 6.70
First 1,500 CF	\$ 0.45/HCF
1,600 - 3,000 CF	\$ 0.57 "
over 3,000 CF	\$ 0.75 "

Billing Frequency: Monthly

Annual cost per 120 HCF (≈ 90,000 gallons):

Water*	\$ 147.84
Sewer	\$ 334.74
Combined	\$ 482.58
Percentage change from 1993	11.4%

*Included is a 10% Public Service Tax on water charges.

1993 water charges have been recalculated to incorporate a public service tax of 10%.

Los Angeles, California

Residential Water Rates:

Last adjusted: October 01, 1994
Fund: Enterprise

November 1 thru May 31	
0 - 22 HCF (average rate)	\$ 1.67/HCF
over 22 HCF	\$ 2.33 "

June 1 through October 31	
0 - 28 HCF (average rate)	\$ 1.88/HCF
over 28 HCF	\$ 2.33 "

Billing Frequency: Bi-monthly

Annual cost per 120 HCF (≈ 90,000 gallons):

Water	\$ 211.13
Sewer	\$ 97.63
Combined	\$ 308.76
Percentage change from 1993	7.5%

The Los Angeles Department of Water and Power adjusts water rates on a periodic basis.

Residential Sewer Rates:

Last adjusted: April, 1994
Fund: Enterprise

Base charge/bill (5/8" meter)	\$ 3.10
All units	\$ 2.61/HCF

Residential sewer charges are based on actual water usage up to a maximum of 3,000 CF per month for October thru March. April thru September sewer charges are based on 90% of actual water usage.

All units	\$ 1.356/HCF
Based on 60% of water usage	

Milwaukee, Wisconsin

Residential Water Rates:

Last adjusted: September 19, 1994
 Fund: Enterprise

Base charge/bill (3/4" meter)	\$11.35
First 10,000 CF	\$ 0.890/HCF
next 490,000 CF	\$ 0.830 "
next 1,500,000 CF	\$ 0.530 "
over 2,000,000 CF	\$ 0.483 "

Billing Frequency: Quarterly

Annual cost per 120 HCF (≈ 90,000 gallons):

Water	\$ 152.20
Sewer	\$ 131.36
Combined	\$ 283.56
Percentage change from 1993	10.9%

Residential Sewer Rates:

Last adjusted: February 01, 1994
 Fund: Enterprise

Service charge per bill	\$ 8.54
All units	\$ 0.81/HCF

Based on 100% of water usage.

New Orleans, Louisiana

Residential Water Rates:

Last adjusted: April 01, 1990
 Fund: n/a

Base charge/bill (5/8" meter)	\$ 3.10
0 - 20,000 gals.	\$ 2.06/000 gals.
20,000 - 1,000,000 gals.	\$ 1.85 "
over 1,000,000 gals.	\$ 1.42 "

Billing Frequency: Monthly

Annual cost per 120 HCF (≈ 90,000 gallons):

Water	\$ 222.60
Sewer	\$ 163.59
Combined	\$ 386.19
Percentage change from 1993	0.0%

Residential Sewer Rates:

Last adjusted: January 01, 1986
 Fund: n/a

Base charge per bill	\$ 5.60
All units	\$ 1.26/000 gals.

Based on 85% of water usage.

New York, New York

Residential Water Rates:

Effective: July 01, 1993
Fund: Enterprise

All units \$ 1.01/HCF

Billing Frequency: Semi-annual

Annual cost per 120 HCF (≈ 90,000 gallons):

Water	\$ 121.20
Sewer	\$ 192.72
Combined	\$ 313.92
Percentage change from 1993	0.0%

Residential Sewer Rates:

Effective: July 01, 1993
Fund: Enterprise

All units \$ 1.606/HCF
Based on 100% of water usage.

In the 1993 survey the basis for computing the residential sewer charge was misrepresented as 159% of water usage. In fact, the sewer charge is 159% of the water rate i.e. $\$1.01 \times 159\% = \> \$1.606/\text{HCF}$.

Newark, New Jersey

Residential Water Rates:

Last adjusted: April 1, 1994
Fund: General

Base charge per bill - includes

first 1,000 CF	\$14.37
next 99,000 CF	\$ 1.437/HCF
next 400,000 CF	\$ 1.283 "
over 500,000 CF	\$ 1.150 "

Billing Frequency: Quarterly

Annual cost per 120 HCF (≈ 90,000 gallons):

Water	\$ 172.44
Sewer	\$ 172.84
Combined	\$ 345.28
Percentage change from 1993	-4.9%

Residential Sewer Rates:

Last adjusted: May 24, 1994
Fund: Enterprise

Base charge per bill - includes

first 2,000 CF	\$28.81
over 2,000 CF	\$ 1.44/HCF

Based on 100% of water usage.

In the 1993 survey the sewer usage allowance contained in the quarterly base charge was mis-reported as 1,000 cubic feet, rather than 2,000 cubic feet. The 1993 sewer cost based on 120 HCF per year has been recomputed accordingly.

Philadelphia, Pennsylvania

Residential Water Rates:

Last adjusted: July 01, 1994
 Fund: Enterprise

Base charge/bill (5/8" meter) \$ 2.60
 First 2,000 CF \$ 1.180/HCF
 next 98,000 CF \$ 0.911 "
 next 1,900,000 CF \$ 0.793 "
 over 2,000,000 CF \$ 0.612 "

Billing Frequency: Monthly

Annual cost per 120 HCF (≈ 90,000 gallons):

Water	\$ 172.80
Sewer	\$ 332.28
Combined	\$ 505.08
Percentage change from 1993	2.3%

Residential Sewer Rates:

Last adjusted: July 01, 1994
 Fund: Enterprise

Base charge/bill (5/8 " meter) \$ 15.58
 All units \$ 1.211/HCF
 Based on 100% of water usage.

Portland, Maine

Residential Water Rates:

Last adjusted: March 01, 1994
 Fund: Enterprise

Base charge per bill - includes
 first 100 CF \$ 6.85
 next 2,900 CF \$ 1.92/HCF
 next 7,000 CF \$ 1.21 "
 next 40,000 CF \$ 0.65 "
 over 50,000 CF \$ 0.55 "

Billing Frequency: Monthly

Annual cost per 120 HCF (≈ 90,000 gallons):

Water	\$ 289.56
Sewer	\$ 351.60
Combined	\$ 641.16
Percentage change from 1993	14.7%

Residential Sewer Rates:

Last adjusted: March 01, 1990
 Fund: Enterprise

Base charge per bill - includes
 first 200 CF \$ 5.86
 over 200 CF \$ 2.93/HCF
 Based on 100% of water usage.

Providence, Rhode Island

Residential Water Rates:

Last adjusted: February 24, 1994
 Fund: Enterprise

Base charge per bill \$10.43
 First 1,000 CF \$ 0.59/HCF
 over 1,000 CF \$ 0.48 "

Residential Sewer Rates:

Last adjusted: February 15, 1991
 Fund: Enterprise

Base charge per bill - includes
 200 gallons/day \$65.00
 over 200 gallons/day \$ 1.69/HCF
 (Sewer costs based on service from the Narragansett Bay Commission Field's Point Wastewater Treatment Facility)

Billing Frequency: Water Quarterly, Sewer Annually

Annual cost per 120 HCF (≈ 90,000 gallons):
 Water \$ 103.72
 Sewer \$ 110.64
 Combined \$ 214.36
 Percentage change from 1993 2.4%

Saint Louis, Missouri

Residential Water Rates:

Last adjusted: July 01, 1994
 Fund: Enterprise

Base charge (5/8" meter) \$11.71
 First 25,000 CF \$ 0.87/HCF
 next 1,975,000 CF \$ 0.68 "
 over 2,000,000 CF \$ 0.51 "

Residential Sewer Rates:

Last adjusted: July 01, 1993
 Fund: Special Revenue

Base charge per bill \$ 6.83
 All units \$ 0.99/HCF
 Based on 100% of water usage.

Billing Frequency: Water Quarterly, Sewer Monthly

Annual cost per 120 HCF (≈ 90,000 gallons):
 Water \$ 151.24
 Sewer \$ 200.76
 Combined \$ 352.00
 Percentage change from 1993 8.5%

Saint Paul, Minnesota

Residential Water Rates:

Last adjusted: January 01, 1994
Fund: Enterprise

Winter - January thru May and December:
First 100,000 CF/Month \$ 1.18/HCF
over 100,000 CF/Month \$ 1.05 "

Summer - June thru November:
First 100,000 CF/Month \$ 1.28/HCF
over 100,000 CF/Month \$ 1.15 "

Billing Frequency: Quarterly

Annual cost per 120 HCF (≈ 90,000 gallons):

Water	\$ 147.60
Sewer	\$ 246.00
Combined	\$ 393.60
Percentage change from 1993	4.8%

Residential Sewer Rates:

Last adjusted: January 01, 1994
Fund: Enterprise

First 100,000 CF \$ 2.05/HCF
next 400,000 CF \$ 2.03 "
over 500,000 CF \$ 1.97 "
Minimum charge of \$7.20 for 3/4" meters.
Based on 100% of water usage.

San Antonio, Texas

Residential Water Rates:

Last adjusted: September 1, 1994
Fund: n/a

Base charge/bill (5/8" meter) \$ 5.13

Winter - November thru June
First 7,481 gals. \$ 0.661/000 gals.
next 5,236 gals. \$ 0.950 "
next 4,488 gals. \$ 1.178 "
over 17,205 gals. \$ 2.473 "

Summer - July thru October
First 7,481 gals. \$ 0.639/000 gals.
next 5,236 gals. \$ 1.032 "
next 4,488 gals. \$ 1.270 "
over 17,205 gals. \$ 3.193 "

Billing Frequency: Monthly

Annual cost per 120 HCF (≈ 90,000 gallons):

Water	\$ 120.90
Sewer	\$ 178.00
Combined	\$ 298.90
Percentage change from 1993	7.0%

Residential Sewer Rates:

Last adjusted: September 1, 1994
Fund: n/a

First 1,496 gals. \$ 5.70
over 1,496 gals. \$ 1.526/000 gals.
Computed on the basis of average water usage for 90 days during the period beginning after November 15 and ending March 15 of each year.
New customers or customers moving from one location to another who would not have a winter record of water usage are billed an Unaveraged Residential Charge of \$15.97 per month.

In the 1993 survey the sewer rate was erroneously reported as \$1.20/HCF, instead of \$1.02/HCF. As a result, the correct sewer cost based on 120 HCF should have been \$159.12.

San Diego, California

Residential Water Rates:

Last adjusted: July 01, 1994
 Fund: Enterprise

Base charge/bill (1" meter) \$ 6.24
 First 2,000 CF/Month \$ 1.293/HCF
 over 2,000 CF/Month \$ 1.430 "

Billing Frequency: Bi-monthly

Annual cost per 120 HCF (≈ 90,000 gallons):

Water	\$ 192.60
Sewer (1)	\$ 348.96
Combined	\$ 541.56
Percentage change from 1993	1.0%

Residential Sewer Rates:

Effective: July 01, 1993
 Fund: Enterprise

Base charge per bill \$ 13.48
 All units \$ 2.15/HCF
 Based on 60 day winter usage.
 Storm drain \$ 1.68

(1) Single Family Dwelling Customers who were not occupants for at least 1/2 of the previous winter (Dec. '92 thru Mar. '94) will be billed at least the following Single Family Dwelling Flat Sewer Rate until July 01, 1994:

Sewer Base Fee	\$13.48
Sewer Charge	\$32.34
Total	<u>\$43.22/Bi-monthly</u>

San Francisco, California

Residential Water Rates:

Effective: July 01, 1994
 Fund: Enterprise

Base charge/bill (5/8" meter) \$ 6.20
 All units \$ 1.17/HCF

Billing Frequency: Bi-monthly

Annual cost per 120 HCF (≈ 90,000 gallons):

Water	\$ 177.60
Sewer	\$ 364.32
Combined	\$ 541.92
Percentage change from 1993	9.1%

Residential Sewer Rates:

Effective: July 01, 1994
 Fund: Enterprise

First 600 CF \$ 1.68/HCF
 over 600 CF \$ 4.22 "
 Based on 90% of water usage.

San Jose, California

Residential Water Rates:

Effective: July 01, 1994
 Fund: n/a

Base charge/bill (5/8" meter) \$ 6.54
 All units \$ 1.266/HCF

Residential Sewer Rates:

Effective: July 01, 1994
 Fund: n/a

Flat rate \$ 18.96
 Storm drain charge \$ 3.75
 Annual charges for a Single Family Residence include the storm drain charge.

Billing Frequency: Monthly

Annual cost per 120 HCF (≈ 90,000 gallons):

Water	\$ 230.40
Sewer	\$ 272.52 (includes storm drain charge)
Combined	\$ 502.92
Percentage change from 1993	5.3%

Seattle, Washington

Residential Water Rates:

Last adjusted: January 01, 1994
 Fund: Enterprise

Base charge/bill (5/8" meter) \$ 2.80

Winter - September thru May
 All units \$ 1.336/HCF

Summer - June thru August
 First 500 CF/Month \$ 1.336/HCF
 over 500 CF/Month \$ 1.851 "

Residential Sewer Rates:

Last adjusted: January 01, 1993
 Fund: Enterprise

All units \$ 3.37/HCF
 Based on winter water consumption.

Billing Frequency: Bi-monthly

Annual cost per 120 HCF (≈ 90,000 gallons):

Water	\$ 184.85
Sewer	\$ 404.40
Combined	\$ 588.85
Percentage change from 1993	18.0%

In the 1993 survey Seattle water rates were computed on a bi-monthly rather than on a monthly basis. As a result, the correct residential water cost for 120 HCF should have been \$161.96.

Washington, District of Columbia

Residential Water Rates:

Last adjusted: October 01, 1986
 Fund: Enterprise

All units \$ 1.004/HCF

Billing Frequency: Quarterly

Annual cost per 120 HCF (≈ 90,000 gallons):

Water

Sewer

Combined

Percentage change from 1993

Residential Sewer Rates:

Last adjusted: October 01, 1986
 Fund: Enterprise

All units \$ 1.864/HCF
 Based on 100% of water usage.

\$ 120.48

\$ 223.68

\$ 344.16

0.0%

[This page intentionally left blank]

APPENDIX

COMBINED ANNUAL WATER AND SEWER CHARGES 1993

(Charges include both MWRA and Community supplied services)

	WATER	SEWER	COMBINED
Arlington (W/S)	\$270.20	\$492.00	\$762.20
Ashland (S)	242.80	382.00	624.80
Bedford (W/S)	284.00	413.00	697.00
Belmont (W/S)	198.00	564.00	762.00
Boston (W/S)	239.09	411.01	650.10
Braintree (S)	178.00	334.00	512.00
Brookline (W/S)	276.00	312.00	588.00
Burlington (S)	102.90	261.20	364.10
Cambridge (S/partial W)	170.40	343.20	513.60
Canton (S/partial W)	224.64	324.69	549.33
Chelsea (W/S)	176.40	393.60	570.00
Chicopee (W)	152.00	194.25	346.25
Clinton (W/S)	87.60	65.70	153.30
Dedham (S)	415.88	241.20	657.08
Everett (W/S)	177.60	334.80	512.40
Frammingham (W/S)	162.00	333.00	495.00
Hingham (S)	282.36	522.00	804.36
Holbrook (S)	130.00	364.00	494.00
Leominster (partial W)	138.00	120.00	258.00
Lexington (W/S)	169.20	374.80	544.00
Lynn (partial W)	217.20	234.00	451.20
Malden (W/S)	135.60	346.60	482.20
Marblehead (W)	180.00	264.00	444.00
Marlborough (partial W)	204.00	198.00	402.00
Medford (W/S)	194.40	440.40	634.80
Melrose (W/S)	282.00	380.16	662.16
Milton (W/S)	187.20	499.20	686.40
Nahant (W)	276.00	360.00	636.00
Natick (S)	156.00	487.20	643.20
Needham (S/partial W)	102.00	440.40	542.40
Newton (W/S)	159.20	300.00	459.20
Northborough (partial W)	192.00	192.00	384.00
Norwood (W/S)	150.60	302.40	453.00
Peabody (partial W)	165.00	192.00	357.00
Quincy (W/S)	152.40	418.32	570.72
Randolph (S)	120.00	343.20	463.20
Reading (S)	201.60	607.20	808.80
Revere (W/S)	192.00	403.20	595.20
Saugus (W)	141.00	156.00	297.00
Somerville (W/S)	202.80	303.60	506.40
Stoneham (W/S)	182.40	528.00	710.40
Stoughton (S)	207.88	594.00	801.88
Swampscott (W)	229.20	202.80	432.00
Wakefield (S/partial W)	261.00	465.00	726.00
Walpole (S)	258.48	440.45	698.93
Waltham (W/S)	142.80	369.60	512.40
Watertown (W/S)	213.70	467.16	680.86
Wellesley (S/partial W)	186.30	420.00	606.30
Westwood (S)	415.88	396.60	812.48
Weymouth (S)	208.80	447.84	656.64
Wilbraham (W)	120.00	247.80	367.80
Wilmington (S)	307.20	512.40	819.60
Winchester (S/partial W)	279.60	412.80	692.40
Winthrop (W/S)	252.00	534.00	786.00
Woburn (S/partial W)	116.00	198.00	314.00
Worcester (partial W)	176.40	153.60	330.00
AVERAGE	\$200.82	\$357.83	\$558.64

*The following communities do not provide municipal sewer services and are therefore not listed:
Lynnfield Water District, South Hadley Fire District #1, Southborough, and Weston.*

(W/S) = MWRA Water and Sewer (W) = MWRA Water Only (S) = MWRA Sewer Only

**ANNUAL WATER AND SEWER CHARGES IN THOSE COMMUNITIES RECEIVING
THOSE SERVICES FROM THE MWRA
1993**

	WATER	SEWER
Arlington (W/S)	\$270.20	\$492.00
Ashland (S)	-	382.00
Bedford (W/S)	284.00	413.00
Belmont (W/S)	198.00	564.00
Boston (W/S)	239.09	411.01
Braintree (S)	-	334.00
Brookline (W/S)	276.00	312.00
Burlington (S)	-	261.20
Cambridge (S/partial	170.40	343.20
Canton (S/partial W)	224.64	324.69
Chelsea (W/S)	176.40	393.60
Chicopee (W)	152.00	-
Clinton (W/S)	87.60	65.70
Dedham (S)	-	241.20
Everett (W/S)	177.60	334.80
Framingham (W/S)	162.00	333.00
Hingham (S)	-	522.00
Holbrook (S)	-	364.00
Leominster (partial	138.00	-
Lexington (W/S)	169.20	374.80
Lynn (partial W)	217.20	-
Lynnfield (W)	209.60	-
Malden (W/S)	135.60	346.60
Marblehead (W)	180.00	-
Marlborough (partial	204.00	-
Medford (W/S)	194.40	440.40
Melrose (W/S)	282.00	380.16
Milton (W/S)	187.20	499.20
Nahant (W)	276.00	-
Natick (S)	-	487.20
Needham (S/partial W)	102.00	440.40
Newton (W/S)	159.20	300.00
Northborough (partia	192.00	-
Norwood (W/S)	150.60	302.40
Peabody (partial W)	165.00	-
Quincy (W/S)	152.40	418.32
Randolph (S)	-	343.20
Reading (S)	-	607.20
Revere (W/S)	192.00	403.20
Saugus (W)	141.00	-
Somerville (W/S)	202.80	303.60
South Hadley (W)	198.00	-
Southborough (W)	261.60	-
Stoneham (W/S)	182.40	528.00
Stoughton (S)	-	594.00
Swampscott (W)	229.20	-
Wakefield (S/partial	261.00	465.00
Walpole (S)	-	440.45
Waltham (W/S)	142.80	369.60
Watertown (W/S)	213.70	467.16
Wellesley (S/partial	186.30	420.00
Weston (W)	114.00	-
Westwood (S)	-	396.60
Weymouth (S)	-	447.84
Wilbraham (W)	120.00	-
Wilmington (S)	-	512.40
Winchester (S/partia	279.60	412.80
Winthrop (W/S)	252.00	534.00
Woburn (S/partial W)	116.00	198.00
Worcester (partial W)	176.40	-
AVERAGE	\$191.33	\$398.27

Water and sewer charges are computed on an annual water consumption of 12,000 cubic feet (or approximately 90,000 gallons).

(W/S) = MWRA Water and Sewer (W) = MWRA Water Only (S) = MWRA Sewer Only

**COMPARATIVE ANNUAL RESIDENTIAL WATER AND SEWER CHARGES FOR
SELECTED NON-MWRA COMMUNITIES IN MASSACHUSETTS
1993**

	WATER	SEWER	COMBINED
Abington	\$300.00	\$240.00	\$540.00
Agawam	151.40	180.36	331.76
Ayer	108.00	240.00	348.00
Beverly	168.00	268.80	436.80
Brockton	215.00	206.00	421.00
Fairhaven	201.60	295.20	496.80
Fall River	63.60	115.20	178.80
Fitchburg	155.00	102.00	257.00
Gloucester	294.30	621.90	916.20
Haverhill	180.00	189.60	369.60
Holyoke	162.00	175.50	337.50
Hudson	164.40	176.40	340.80
Lawrence	162.00	168.00	330.00
Lowell	132.00	166.80	298.80
Medfield	148.80	249.75	398.55
New Bedford	102.00	189.00	291.00
Salem	138.00	170.40	308.40
Springfield	118.80	146.00	264.80
Tewsbury	337.50	252.00	589.50

**COMPARATIVE ANNUAL RESIDENTIAL WATER & SEWER CHARGES
FOR MAJOR U.S. CITIES
1993**

	WATER	SEWER	COMBINED
Austin, TX	\$214.68	\$303.60	\$518.28
Boston, MA	239.09	411.01	650.10
Columbus, OH	139.92	192.60	332.52
Dallas, TX	139.50	183.48	322.98
Detroit, MI	89.88	89.34	179.22
Forth Worth, TX	190.20	183.60	373.80
Honolulu, HI	155.40	355.03	510.43
Houston, TX	259.80	276.30	536.10
Indianapolis, IN	181.20	126.41	307.61
Jacksonville, FL	124.74	308.94	433.68
Los Angeles, CA	189.60	97.63	287.23
Milwaukee, WI	129.00	126.68	255.68
MWRA Service Area	200.82	357.83	558.64
New Orleans, LA	222.60	163.59	386.19
New York, N.Y.	121.20	192.72	313.92
Newark, N.J.	181.56	181.80	363.36
Philadelphia, PA	168.84	324.84	493.68
Portland, ME	207.48	351.60	559.08
Providence, RI	98.80	110.84	209.44
Saint Louis, MO	123.60	200.76	324.36
Saint Paul, MINN	142.80	232.80	375.60
San Antonio, TX	120.20	159.12	279.32
San Diego, CA	191.64	344.40	536.04
San Francisco, CA	156.00	340.69	496.69
San Jose, CA	226.92	250.70	477.62
Seattle, WA	161.98	337.20	499.16
Washington, D.C.	120.48	223.68	344.16
AVERAGE	\$166.59	\$238.04	\$404.63

Water and sewer charges are computed on an annual water consumption of 12,000 cubic feet (for approximately 90,000 gallons).

WATER AND SEWER DEBT SERVICE EXCLUSION

Following is the text of Chapter 110, Section 114 of the Acts of 1993 which authorized a new debt service exclusion under proposition 2½, General Laws Chapter 59 §21C(n), which allows a city or town to transfer the recovery of water and sewer debt service costs from users charges to the property tax levy.

SECTION 114. *Said section 21C of chapter 59, as so appearing, is hereby amended by the following paragraph:-*

(n) The local appropriating authority may, by accepting this paragraph, provide that taxes may thereafter be assessed in excess of the amount otherwise allowed by this section, solely for payment, in whole or in part, of water or sewer debt service charges, including debt service charges of an independent commission, authority or district and as part of any wholesale water and sewer charges, that the board or officer responsible for determining the water and sewer charges certifies were not in fiscal year nineteen hundred and ninety-three paid by local taxes; provided, however, that water and sewer charges shall be reduced by the amount of any such aggregate additional taxes assessed; and provided, further, that said additional taxes may be assessed on only residential real property as defined in section two A, notwithstanding the failure of the city or town to adopt a residential factor pursuant to section fifty-six of chapter forty, but subject to any subsequent adoption of such residential factor allowed by said section fifty-six; and provided, further, that if said additional taxes are assessed only on residential real property, aggregate residential water and sewer charges shall be reduced by the amount of any such additional taxes assessed. In the case of a city or town whose water and sewer service is provided by an independent commission, authority or district which separately bills water and sewer users, said commission, authority or district may enter into an agreement with said city or town to effectuate the purposes of this paragraph, provided, however, that immediately upon collection of all such taxes assessed for payment of such residential water and sewer debt service charges of such commission, authority or district, the treasurer or collector of taxes of such city or town shall, without appropriation by such city or town, pay over taxes so collected to such commission, authority or district less any amounts agreed upon to provide reasonable compensation to the city or town for costs incurred in carrying out the agreement. Notwithstanding the provision of chapter twenty-nine C, chapter two hundred and seventy five of the acts of nineteen hundred and eighty-nine, or any other general or special law to the contrary, any city or town which accepts this paragraph or any independent authority, commission or district which provides water or sewer services to such city or town shall remain eligible to receive loans and grants for water pollution abatement projects or safe drinking water projects.

For further information on the implementation of this water and sewer debt service exclusion, please contact the Division of Local Services, Department of Revenue at (617) 727-2300.

[This page intentionally left blank]