

MWRA Advisory Board

ANNUAL WATER & SEWER RETAIL RATE SURVEY
OCTOBER 1995



THE COMMUNITY ADVISORY BOARD TO THE
MASSACHUSETTS WATER RESOURCES AUTHORITY

The Massachusetts Water Resources Authority (MWRA) Advisory Board.....

was established by the Legislature of the Commonwealth to represent the sixty communities in the MWRA service area. Through annual comments and recommendations on the Authority's budget and rates, the Advisory Board provides a ratepayer's perspective on the MWRA's plans and policies to improve the region's water and sewer system.

For more information call (617) 742-7561, or write:

MWRA Advisory Board
11 Beacon Street
Suite 1010
Boston, MA 02108-3002

**Advisory Board
Communities:**

*Arlington
Ashland
Bedford
Belmont
Boston
Braintree
Brookline
Burlington
Cambridge
Canton
Chelsea
Chicopee
Clinton
Dedham
Everett
Framingham
Hingham
Holbrook
Leominster
Lexington
Lynn
Lynnfield
Malden
Marblehead
Marlborough
Medford
Melrose
Milton
Nahant
Natick
Needham
Newton
Northborough
Norwood
Peabody
Quincy
Randolph
Reading
Revere
Saugus
Somerville
South Hadley
Southborough
Stoneham
Stoughton
Swampscott
Wakefield
Walpole
Waltham
Watertown
Wellesley
Weston
Westwood
Weymouth
Wilbraham
Wilmington
Winchester
Winthrop
Woburn
Worcester*

MWRA Advisory Board

ANNUAL WATER & SEWER RETAIL RATE SURVEY
OCTOBER 1995

Joseph E. Favaloro
Executive Director

ANNUAL WATER AND SEWER RETAIL RATE SURVEY

TABLE OF CONTENTS

| SECTION | PAGE |
|--|------------|
| Introduction | iii |
| MWRA Community 1995 Water and Sewer Charges | 1 |
| Selected Non-MWRA Massachusetts Community Charges | A1 |
| Residential 1995 Water and Sewer Charges for U.S. Cities | B1 |
| Appendix | Appendix 1 |

[This page intentionally left blank]

INTRODUCTION

This is the ninth "Annual Water and Sewer Retail Rate Survey" prepared by the Massachusetts Water Resources Authority (MWRA) Advisory Board, which provides a comparative snapshot of water and sewer retail rates for each community in the MWRA service area. In addition, this is the third year in which the survey also incorporates rate information for other Massachusetts communities not in the MWRA service area, as well as other cities nationwide.

This year's survey is the first to reflect the impact of the new sewer rate methodology. The Advisory Board was instrumental in developing the new methodology which allocates operating costs based on total metered flow and allocates capital costs based upon a combination of maximum monthly flow, contributing population, and census population. Implementation of the new methodology took place on July 1, 1995 with first year impacts on communities mitigated by a floor and ceiling for rate changes.

For the past several years the Rate Survey has been the Advisory Board's most requested document. We hope that municipal officials, water and sewer industry professionals and concerned citizens continue to find the information presented in the survey useful and informative. As always we welcome any questions or suggestions regarding this survey which will allow us to provide a stronger document in future years. Please do not hesitate to contact our office at (617) 742-7561 with your feedback.

The MWRA Advisory Board

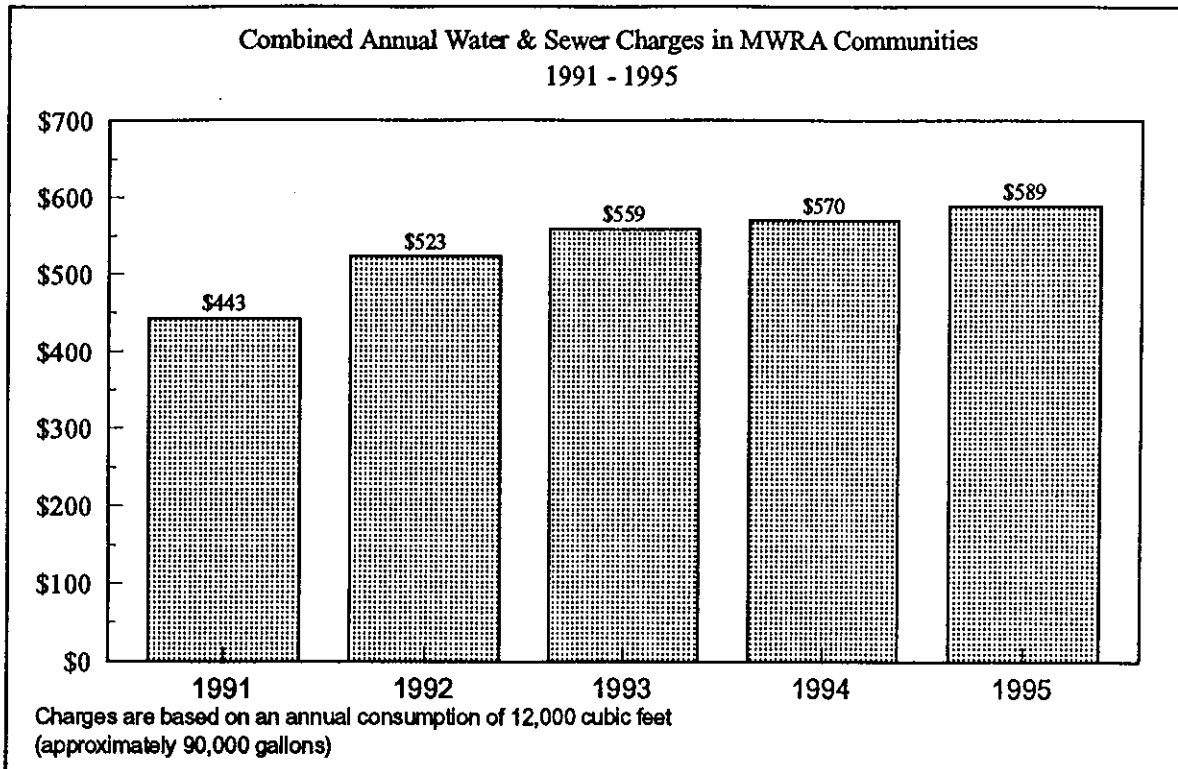
The MWRA Advisory Board was created by the Massachusetts Legislature in 1984 to represent the interests of Massachusetts Water Resources Authority service area communities. The Advisory Board is comprised of one representative from each of the sixty communities that receive water and/or sewer services from the MWRA, and one from the Metropolitan Area Planning Council. In addition six people are appointed by the Governor to include a person with skills and expertise in matters relating to environmental protection, one representative each from the Connecticut River basin, the Quabbin/Ware watershed areas, and the Wachusett watershed area, plus two persons qualified by membership or affiliation in organizations concerned with the recreational or commercial uses of the Boston Harbor.

The Advisory Board actively monitors the MWRA's programs from the perspective of ratepayers, and has been delegated specific responsibilities by the Massachusetts Legislature. These include:

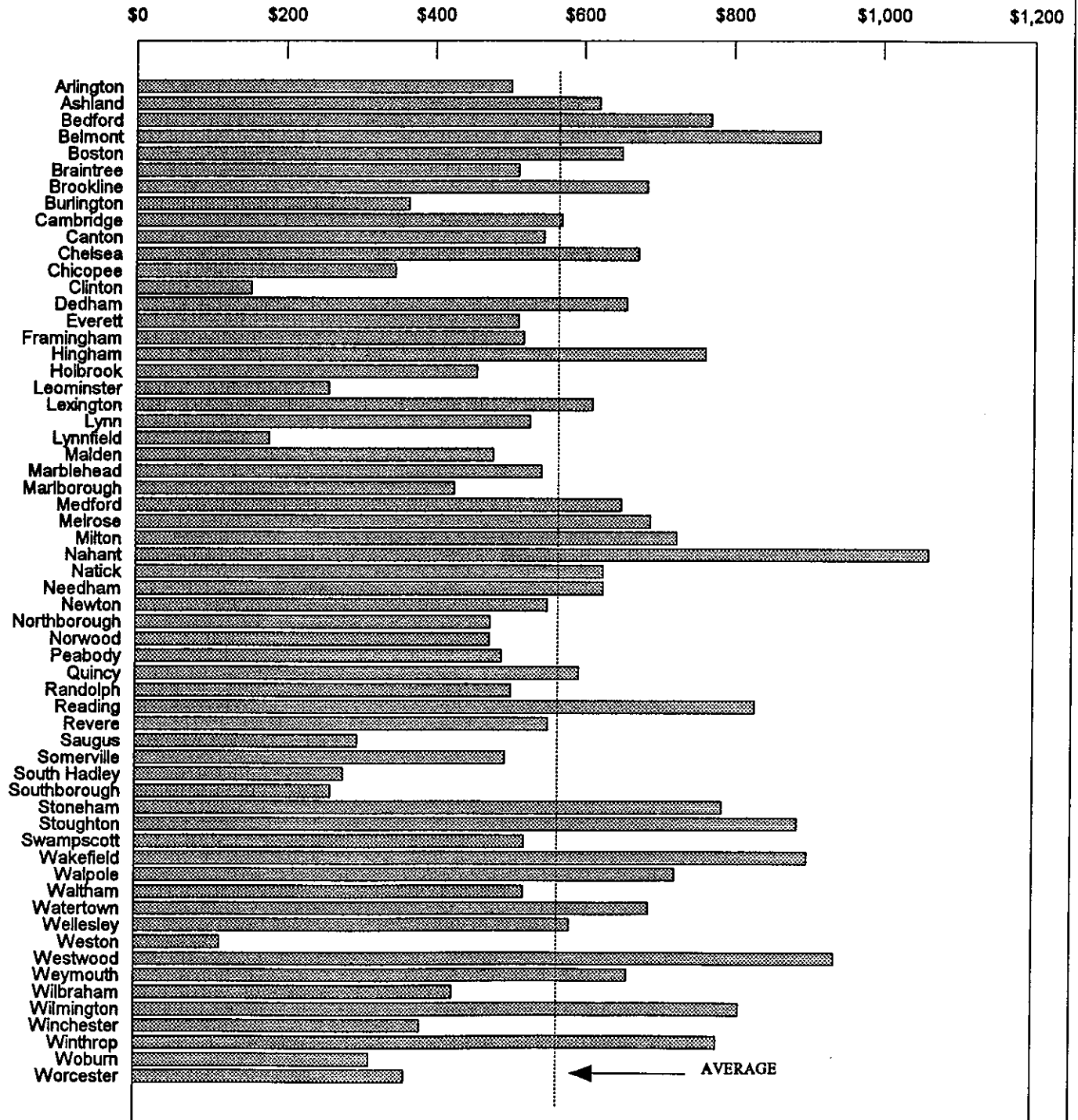
- serving as a watchdog over the MWRA to insure proper management and budgetary control at the MWRA;
- making recommendations to the MWRA on annual expense budgets, capital facility programs and expenditure budgets and user charges;
- holding hearings on matters relating to the MWRA and making recommendations to the Governor and the Legislature regarding the MWRA; and,
- appointing three members to the eleven member MWRA Board of Directors.

Advisory Board programmatic and budget recommendations have led to significant savings for MWRA ratepayers. The Advisory Board has outlined a multi-faceted approach to managing rates which includes reductions in proposed capital outlays, tighter current expense budgeting controls, and attainment of state and federal assistance. Following several years of double-digit rate increases, the Advisory Board's efforts have resulted in a 0% rate increase in FY95 and a less than 2% rate increase for FY96.

[This page intentionally left blank]



1995 COMBINED RETAIL WATER & SEWER COMMUNITY CHARGE COMPARISONS



NOTE: Charges are based on an annual water consumption of 12,000 cubic feet (approximately 90,000 gallons).

**MWRA SYSTEMWIDE SUMMARY DATA
1994 - 1995**

| | 1994 | 1995 |
|--|-----------------|-----------------|
| Avg. combined water and sewer charges | \$570.32 | \$588.84 |
| Percent change from prior year | 2.0% | 3.2% |
| BILLING FREQUENCY | | |
| Semi-annual | 19 | 19 |
| Tri-annual | 4 | 4 |
| Quarterly | 33 | 33 |
| Bi-monthly | 2 | 2 |
| Monthly | 2 | 2 |
| WATER RATE STRUCTURE | | |
| Ascending block with Base Charge | 11 | 12 |
| Ascending block only | 16 | 16 |
| Flat Rate with Base Charge | 9 | 7 |
| Flat Rate only | 22 | 24 |
| Fixed Fee | 2 | 1 |
| Elderly/Low-income discounts | | |
| Yes | 16 | 19 |
| No (or n/a) | 44 | 41 |
| Communities with outside water meters | | |
| Yes | n/a | 30 |
| No (or n/a) | n/a | 30 |
| Outside meters used to adjust sewer bills | | |
| Yes | n/a | 21 |
| No (or n/a) | n/a | 39 |
| DEBT SERVICE EXCLUSION | 2 | 2 |
| CHANGES IN COMBINED WATER AND SEWER CHARGES | | |
| Decrease | 14 | 7 |
| No change | 18 | 27 |
| 0 to 10% increase | 20 | 18 |
| 10% to 20% increase | 4 | 7 |
| 20% to 30% increase | 2 | 1 |

**ANNUAL WATER & SEWER CHARGES IN COMMUNITIES RECEIVING SERVICES
FROM THE MWRA - 1995**

| | WATER | SEWER |
|--------------------------|-----------------|-----------------|
| Arlington (W/S) | \$261.80 | \$240.00 |
| Ashland (S) | - | 377.20 |
| Bedford (W/S) | 320.00 | 449.00 |
| Belmont (W/S) | 350.00 | 564.00 |
| Boston (W/S) | 239.09 | 411.01 |
| Braintree (S) | - | 334.00 |
| Brookline (W/S) | 300.00 | 384.00 |
| Burlington (S) | - | 261.20 |
| Cambridge (S/partial W) | 183.60 | 386.40 |
| Canton (S/partial W) | 224.64 | 321.60 |
| Chelsea (W/S) | 184.80 | 487.20 |
| Chicopee (W) | 152.00 | - |
| Clinton (W/S) | 87.60 | 65.70 |
| Dedham (S) | - | 218.16 |
| Everett (W/S) | 177.60 | 334.80 |
| Framingham (W/S) | 183.00 | 336.00 |
| Hingham (S) | - | 480.00 |
| Holbrook (S) | - | 288.00 |
| Leominster (partial W) | 138.00 | - |
| Lexington (W/S) | 219.60 | 392.20 |
| Lynn (partial W) | 240.12 | - |
| Lynnfield (W) | 177.60 | - |
| Malden (W/S) | 144.60 | 333.60 |
| Marblehead (W) | 193.00 | - |
| Marlborough (partial W) | 216.00 | - |
| Medford (W/S) | 214.80 | 435.60 |
| Melrose (W/S) | 204.00 | 484.92 |
| Milton (W/S) | 192.00 | 532.80 |
| Nahant (W) | 439.20 | - |
| Natick (S) | - | 465.60 |
| Needham (S/partial W) | 118.80 | 507.60 |
| Newton (W/S) | 204.80 | 346.80 |
| Northborough (partial W) | 192.00 | - |
| Norwood (W/S) | 154.80 | 319.32 |
| Peabody (partial W) | 227.40 | - |
| Quincy (W/S) | 182.40 | 411.60 |
| Randolph (S) | - | 365.40 |
| Reading (S) | - | 543.60 |
| Revere (W/S) | 178.80 | 366.91 |
| Saugus (W) | 141.00 | - |
| Somerville (W/S) | 192.00 | 303.60 |
| South Hadley (W) | 278.00 | - |
| Southborough (W) | 261.60 | - |
| Stoneham (W/S) | 198.00 | 588.00 |
| Stoughton (S) | - | 655.20 |
| Swampscott (W) | 265.20 | - |
| Wakefield (S/partial W) | 330.00 | 570.00 |
| Walpole (S) | - | 431.71 |
| Waltham (W/S) | 144.96 | 342.48 |
| Watertown (W/S) | 230.50 | 456.96 |
| Wellesley (S/partial W) | 186.30 | 439.20 |
| Weston (W) | 114.00 | - |
| Westwood (S) | - | 498.00 |
| Weymouth (S) | - | 463.65 |
| Wilbraham (W) | 138.00 | - |
| Wilmington (S) | - | 470.40 |
| Winchester (S/partial W) | 150.00 | 231.60 |
| Winthrop (W/S) | 252.00 | 528.00 |
| Woburn (S/partial W) | 116.00 | 198.00 |
| Worcester (partial W) | 198.00 | - |
| AVERAGE | \$206.47 | \$400.48 |
| Percent change | 4.7% | 1.6% |

Water and sewer charges are based on an annual water consumption of 12,000 cubic feet (approximately 90,000 gallons)

COMBINED ANNUAL WATER AND SEWER CHARGES IN MWRA COMMUNITIES 1995

(Charges include both MWRA and Community supplied services)

| | Water | Sewer | Combined | Change |
|--------------------------|-----------------|-----------------|-----------------|-------------|
| Arlington (W/S) | \$261.80 | \$240.00 | \$501.80 | 0.0% |
| Ashland (S) | 242.80 | 377.20 | 620.00 | 0.0% |
| Bedford (W/S) | 320.00 | 449.00 | 769.00 | 10.3% |
| Belmont (W/S) | 350.00 | 564.00 | 914.00 | 19.9% |
| Boston (W/S) | 239.09 | 411.01 | 650.10 | 0.0% |
| Braintree (S) | 178.00 | 334.00 | 512.00 | 0.0% |
| Brookline (W/S) | 300.00 | 384.00 | 684.00 | 12.9% |
| Burlington (S) | 102.90 | 261.20 | 364.10 | 0.0% |
| Cambridge (S/partial W) | 183.60 | 386.40 | 570.00 | 10.0% |
| Canton (S/partial W) | 224.64 | 321.60 | 546.24 | 0.0% |
| Chelsea (W/S) | 184.80 | 487.20 | 672.00 | 17.9% |
| Chicopee (W) | 152.00 | 194.25 | 346.25 | 0.0% |
| Clinton (W/S) | 87.60 | 65.70 | 153.30 | 0.0% |
| Dedham (S) | 438.80 | 218.16 | 656.96 | 1.7% |
| Everett (W/S) | 177.60 | 334.80 | 512.40 | 0.0% |
| Framingham (W/S) | 183.00 | 336.00 | 519.00 | 0.0% |
| Hingham (S) | 282.36 | 480.00 | 762.36 | -2.3% |
| Holbrook (S) | 168.00 | 288.00 | 456.00 | -7.7% |
| Leominster (partial W) | 138.00 | 120.00 | 258.00 | 0.0% |
| Lexington (W/S) | 219.60 | 392.20 | 611.80 | 2.9% |
| Lynn (partial W) | 240.12 | 288.12 | 528.24 | 0.0% |
| Malden (W/S) | 144.60 | 333.60 | 478.20 | 0.0% |
| Marblehead (W) | 193.00 | 351.00 | 544.00 | 2.4% |
| Marlborough (partial W) | 216.00 | 210.00 | 426.00 | 2.9% |
| Medford (W/S) | 214.80 | 435.60 | 650.40 | 0.0% |
| Melrose (W/S) | 204.00 | 484.92 | 688.92 | 0.0% |
| Milton (W/S) | 192.00 | 532.80 | 724.80 | 7.1% |
| Nahant (W) | 439.20 | 620.40 | 1,059.60 | 12.1% |
| Natick (S) | 160.80 | 465.60 | 626.40 | -2.2% |
| Needham (S/partial W) | 118.80 | 507.60 | 626.40 | 5.9% |
| Newton (W/S) | 204.80 | 346.80 | 551.60 | 0.0% |
| Northborough (partial W) | 192.00 | 282.60 | 474.60 | 0.0% |
| Norwood (W/S) | 154.80 | 319.32 | 474.12 | 0.0% |
| Peabody (partial W) | 227.40 | 262.80 | 490.20 | 26.7% |
| Quincy (W/S) | 182.40 | 411.60 | 594.00 | 5.3% |
| Randolph (S) | 138.00 | 365.40 | 503.40 | 0.9% |
| Reading (S) | 286.80 | 543.60 | 830.40 | -7.2% |
| Revere (W/S) | 178.80 | 366.91 | 545.71 | -2.6% |
| Saugus (W) | 141.00 | 156.00 | 297.00 | 0.0% |
| Somerville (W/S) | 192.00 | 303.60 | 495.60 | -2.1% |
| Stoneham (W/S) | 198.00 | 588.00 | 786.00 | 4.0% |
| Stoughton (S) | 231.02 | 655.20 | 886.22 | 5.2% |
| Swampscott (W) | 265.20 | 256.80 | 522.00 | 6.4% |
| Wakefield (S/partial W) | 330.00 | 570.00 | 900.00 | 7.1% |
| Walpole (S) | 291.48 | 431.71 | 723.19 | 12.5% |
| Waltham (W/S) | 144.96 | 342.48 | 487.44 | 1.0% |
| Watertown (W/S) | 230.50 | 456.96 | 687.46 | 1.0% |
| Wellesley (S/partial W) | 186.30 | 439.20 | 625.50 | 1.0% |
| Westwood (S) | 438.80 | 498.00 | 936.80 | 9.2% |
| Weymouth (S) | 196.32 | 463.65 | 659.97 | 0.0% |
| Wilbraham (W) | 138.00 | 286.80 | 424.80 | 11.7% |
| Wilmington (S) | 339.60 | 470.40 | 810.00 | -4.9% |
| Winchester (S/partial W) | 150.00 | 231.60 | 381.60 | 0.0% |
| Winthrop (W/S) | 252.00 | 528.00 | 780.00 | 0.0% |
| Woburn (S/partial W) | 116.00 | 198.00 | 314.00 | 0.0% |
| Worcester (partial W) | 198.00 | 163.20 | 361.20 | 2.7% |
| AVERAGE | \$217.18 | \$371.66 | \$588.84 | 3.2% |

The following communities do not provide municipal sewer services and are therefore not listed:
Lynnfield Water District, South Hadley Fire District #1, Southborough, and Weston.

Arlington (W/S)

Residential Water Rates:

Last adjusted: July 01, 1994
Fund: Enterprise

Base charge per bill \$16.90
first 20,000 CF \$ 1.90/HCF
over 20,000 CF \$ 2.80 "

Billing Frequency: Semi-annual

Annual cost per 120 HCF (≈ 90,000 gallons):

| | |
|-----------------------------|-----------|
| Water | \$ 261.80 |
| Sewer | \$ 240.00 |
| Combined | \$ 501.80 |
| Percentage change from 1994 | 0.0% |

Residential Sewer Rates:

Last adjusted: July 01, 1994
Fund: Enterprise

All units \$ 2.00/HCF
Based on 100% of water usage.

Commercial Water Rates:

Same as residential

Commercial Sewer Rates:

Same as residential

Elderly and/or Lower Income Discounts: n/a

Arlington implemented the debt service exclusion as provided for under General Law 59 Section 21C(n).

Ashland (S)

Residential Water Rates:

Last adjusted: December, 1993
Fund: Enterprise

Base Charge per bill \$15.00
1 - 2,000 CF \$ 1.74/HCF
2,001 - 7,000 CF \$ 1.79 "
7,001 - 15,000 CF \$ 1.84 "
over 15,000 CF \$ 1.89 "

Billing Frequency: Semi-annual

Annual cost per 120 HCF (≈ 90,000 gallons):

| | |
|-----------------------------|-----------|
| Water | \$ 242.80 |
| Sewer | \$ 377.20 |
| Combined | \$ 620.00 |
| Percentage change from 1994 | 0.0% |

Residential Sewer Rates:

Last adjusted: December, 1993
Fund: Enterprise

Base Charge per bill \$15.00
1 - 2,000 CF \$ 2.86/HCF
2,001 - 7,000 CF \$ 2.91 "
7,001 - 15,000 CF \$ 2.96 "
over 15,000 CF \$ 3.01 "
Based on 100% of water usage.

Commercial Water Rates:

Same as residential

Commercial Sewer Rates:

Same as residential

Elderly and/or Lower Income Discounts: Yes

Only 58% of Ashland's census population is sewered.

Bedford (W/S)

Residential Water Rates:

Last adjusted: July 24, 1995
Fund: General

0 - 2,000 CF \$ 1.20/HCF
over 2,001 CF \$ 3.40 "

Billing Frequency: Semi-annual

Annual cost per 120 HCF (≈ 90,000 gallons):

| | |
|-----------------------------|-----------|
| Water | \$ 320.00 |
| Sewer | \$ 449.00 |
| Combined | \$ 769.00 |
| Percentage change from 1994 | 10.3% |

Residential Sewer Rates:

Last adjusted: July 24, 1995
Fund: General

0 - 2,500 CF \$ 2.40/HCF
over 2,501 CF \$ 4.70 "
Based on 100% of water usage.

Commercial Water Rates:

\$3.40/HCF

Commercial Sewer Rates:

\$4.70/HCF

Elderly and/or Lower Income Discounts: No

Only 77% of Bedford's census population is sewerred.

Belmont (W/S)

Residential Water Rates:

Last adjusted: July 01, 1995
Fund: Special Revenue

All units \$ 2.55/HCF

Billing Frequency: Quarterly

Annual cost per 120 HCF (≈ 90,000 gallons):

| | |
|-----------------------------|-----------|
| Water | \$ 350.00 |
| Sewer | \$ 564.00 |
| Combined | \$ 914.00 |
| Percentage change from 1994 | 19.9% |

Residential Sewer Rates:

Last adjusted: October 01, 1993
Fund: General

All units \$ 4.70/HCF
Based on 100% water usage.

Commercial Water Rates:

Same as residential

Commercial Sewer Rates:

Same as residential

Elderly and/or Lower Income Discounts: Yes, water only. \$1.75/HCF

Boston (W/S)

Residential Water Rates:

Last adjusted: February 01, 1993
Fund: Enterprise

| | |
|-------------------|-------------|
| First 19 CF/Daily | \$1.991/HCF |
| next 20 CF | \$1.994 " |
| next 50 CF | \$1.999 " |
| next 70 CF | \$2.003 " |
| next 190 CF | \$2.010 " |
| next 250 CF | \$2.012 " |
| next 700 CF | \$2.019 " |
| next 1,700 CF | \$2.023 " |
| next 3,000 CF | \$2.028 " |
| over 5,999 CF | \$2.032 " |

Residential Sewer Rates:

Last adjusted: February 01, 1993
Fund: Enterprise

| | |
|-------------------|-------------|
| First 19 CF/Daily | \$3.409/HCF |
| next 20 CF | \$3.447 " |
| next 50 CF | \$3.488 " |
| next 70 CF | \$3.528 " |
| next 190 CF | \$3.567 " |
| next 250 CF | \$3.608 " |
| next 700 CF | \$3.649 " |
| next 1,700 CF | \$3.686 " |
| next 3,000 CF | \$3.727 " |
| over 5,999 CF | \$3.765 " |

Based on 100% of water usage.

Billing Frequency: Monthly

Annual cost per 120 HCF (~ 90,000 gallons):

| | |
|-----------------------------|-----------|
| Water | \$ 239.09 |
| Sewer | \$ 411.01 |
| Combined | \$ 650.10 |
| Percentage change from 1994 | 0.0% |

Commercial Water Rates:

Same as residential

Commercial Sewer Rates:

Same as residential

Elderly and/or Lower Income Discounts: 25% Elderly/Disabled Discount on water charges only.

Braintree (S)

Residential Water Rates:

Last adjusted: October 20, 1993
Fund: Enterprise

Base charge per bill \$10.00
All units \$ 1.15/HCF

Billing Frequency: Quarterly

Annual cost per 120 HCF (≈ 90,000 gallons):

| | |
|-----------------------------|-----------|
| Water | \$ 178.00 |
| Sewer | \$ 334.00 |
| Combined | \$ 512.00 |
| Percentage change from 1994 | 0.0% |

Commercial Water Rates:

Same as residential

Elderly and/or Lower Income Discounts: No

Residential Sewer Rates:

Last adjusted: October 20, 1993
Fund: Enterprise

Base charge per bill \$10.00
All units \$ 2.45/HCF
Based on 100% of water usage.

Commercial Sewer Rates:

Same as residential

Brookline (W/S)

Residential Water Rates:

Last adjusted: January 1, 1995
Fund: Special Revenue

All units \$ 2.50/HCF

Billing Frequency: Quarterly

Annual cost per 120 HCF (≈ 90,000 gallons):

| | |
|-----------------------------|-----------|
| Water | \$ 300.00 |
| Sewer | \$ 384.00 |
| Combined | \$ 684.00 |
| Percentage change from 1994 | 12.8% |

Commercial Water Rates:

Same as residential

Elderly and/or Lower Income Discounts: No

Residential Sewer Rates:

Last adjusted: January 1, 1995
Fund: Special Revenue

All units \$ 3.20/HCF
Based on 100% of water usage.

Commercial Sewer Rates:

Same as residential

Brookline's rates were expected to increase under the new sewer rate methodology this year.

Burlington (S)

Residential Water Rates:

Last adjusted: July 01, 1992
Fund: General

| | |
|---------------------------------|-------------------|
| Base charge per bill - includes | |
| first 20,000 gals. | \$ 18.80 |
| 20,001 - 30,000 gals. | \$ 1.21/000 gals. |
| 30,001 - 50,000 gals. | \$ 1.37 " |
| 50,001 - 70,000 gals. | \$ 1.68 " |
| over 70,001 gals. | \$ 2.00 " |

Billing Frequency: Semi-annual

Annual cost per 120 HCF (≈ 90,000 gallons):

| | |
|-----------------------------|-----------|
| Water | \$ 102.90 |
| Sewer | \$ 261.20 |
| Combined | \$ 364.10 |
| Percentage change from 1994 | 0.0% |

Commercial Water Rates:

| | |
|---------------------------------|-------------------|
| Base charge per bill - includes | |
| first 10,000 gals. | \$ 9.40 |
| 10,001 - 15,000 gals. | \$ 1.26/000 gals. |
| 15,001 - 35,000 gals. | \$ 1.37 " |
| over 35,001 gals. | \$ 1.89 " |

Elderly and/or Lower Income Discounts: No

Residential Sewer Rates:

Last adjusted: July 01, 1992
Fund: Enterprise

| | |
|---------------------------------|-------------------|
| Base charge per bill - includes | |
| first 20,000 gals. | \$37.60 |
| 20,001 - 30,000 gals. | \$ 3.45/000 gals. |
| 30,001 - 50,000 gals. | \$ 3.90 " |
| 50,001 - 70,000 gals. | \$ 4.80 " |
| over 70,001 gals. | \$ 5.70 " |
| Based on 100% of water usage. | |

Commercial Sewer Rates:

| | |
|---------------------------------|-------------------|
| Base charge per bill - includes | |
| first 10,000 gals. | \$18.80 |
| 10,001 - 15,000 gals. | \$ 3.60/000 gals. |
| 15,001 - 35,000 gals. | \$ 3.90 " |
| over 35,001 gals. | \$ 5.40 " |

Cambridge (S/partial W)

Residential Water Rates:

Last adjusted: April 01, 1995
Fund: Enterprise

| | |
|--------------------|-------------|
| 0 - 40 HCF | \$ 1.53/HCF |
| 41 - 400 HCF | \$ 1.65 " |
| 401 - 2,000 HCF | \$ 1.75 " |
| 2,001 - 10,000 HCF | \$ 1.87 " |
| over 10,000 HCF | \$ 2.00 " |

Billing Frequency: Quarterly

Annual cost per 120 HCF (≈ 90,000 gallons):

| | |
|-----------------------------|-----------|
| Water | \$ 183.60 |
| Sewer | \$ 386.40 |
| Combined | \$ 570.00 |
| Percentage change from 1994 | 9.95% |

Commercial Water Rates:

Same as residential

Elderly and/or Lower Income Discounts: Yes

A rate increase in Cambridge was expected under the new sewer rate methodology this year.

Residential Sewer Rates:

Last adjusted: April 01, 1995
Fund: General

| | |
|--------------------|-------------|
| 0 - 40 HCF | \$ 3.22/HCF |
| 41 - 400 HCF | \$ 3.41 " |
| 401 - 2,000 HCF | \$ 3.67 " |
| 2,001 - 10,000 HCF | \$ 3.95 " |
| over 10,000 HCF | \$ 4.19 " |

Based on 100% of water usage.

Commercial Sewer Rates:

Same as residential

Canton (S/partial W)

Residential Water Rates:

Last adjusted: July 01, 1993
Fund: Enterprise

| | |
|-------------|-------------|
| 0 - 17 HCF | \$ 1.78/HCF |
| 18 - 45 HCF | \$ 1.94 " |
| 46 - 83 HCF | \$ 2.01 " |
| over 83 HCF | \$ 2.26 " |

Billing Frequency: Tri-annual

Annual cost per 120 HCF (≈ 90,000 gallons):

| | |
|-----------------------------|-----------|
| Water | \$ 224.64 |
| Sewer | \$ 321.60 |
| Combined | \$ 546.24 |
| Percentage change from 1994 | 0.0% |

Commercial Water Rates:

Same as residential except industrial and agricultural accounts.

Elderly and/or Lower Income Discounts: No

Only 73% of the census population is sewered.

Residential Sewer Rates:

Last adjusted: November 09, 1993
Fund: Enterprise

| | |
|-------------|-------------|
| 0 - 17 HCF | \$ 2.45/HCF |
| 18 - 45 HCF | \$ 2.85 " |
| 46 - 83 HCF | \$ 3.40 " |
| over 83 HCF | \$ 3.73 " |

Based on 100% of water usage.

Commercial Sewer Rates:

Same as residential except industrial and agricultural accounts.

Chelsea (W/S)

Residential Water Rates:

Last adjusted: July, 1995
Fund: Enterprise

All units \$ 1.54/HCF

Billing Frequency: Monthly

Annual cost per 120 HCF (~ 90,000 gallons):

| | |
|-----------------------------|-----------|
| Water | \$ 184.80 |
| Sewer | \$ 487.20 |
| Combined | \$ 672.00 |
| Percentage change from 1994 | 17.9% |

Residential Sewer Rates:

Last adjusted: July, 1995
Fund: Enterprise

All units \$ 4.06/HCF

Based on 100% of water usage.

Commercial Water Rates:

Same as residential

Commercial Sewer Rates:

Same as residential

Elderly and/or Lower Income Discounts: No

A rate increase was expected in Chelsea under the new sewer rate methodology this year.

Chicopee (W)

Residential Water Rates:

Last adjusted: January 01, 1992
Fund: Special Revenue

Base charge per bill - includes
first 1,000 CF \$14.00
over 1,000 CF \$ 1.20/HCF

Billing Frequency: Quarterly

Annual cost per 120 HCF (~ 90,000 gallons):

| | |
|-----------------------------|-----------|
| Water | \$ 152.00 |
| Sewer | \$ 194.25 |
| Combined | \$ 346.25 |
| Percentage change from 1994 | 0.0% |

Residential Sewer Rates:

Last adjusted: October 01, 1992
Fund: Special Revenue

All units \$ 1.75/HCF
Based on 100% of water usage, with a summer discount of 30% during the months of June, July and August.

Commercial/Industrial Water Rates:

Accounts with consumption in excess of 1.2 million CF/YR \$ 0.50/HCF

Commercial/Industrial Sewer Rates:

Same as residential

Elderly and/or Lower Income Discounts: No

Clinton (W/S)

Residential Water Rates:

Last adjusted: July 01, 1990
Fund: General

All units \$ 0.73/HCF

Billing Frequency: Semi-annual

Annual cost per 120 HCF (≈ 90,000 gallons):

| | |
|-----------------------------|-----------|
| Water | \$ 87.60 |
| Sewer | \$ 65.70 |
| Combined | \$ 153.30 |
| Percentage change from 1994 | 0.0% |

Residential Sewer Rates:

Last adjusted: July 01, 1990
Fund: General

Sewer bill is 75% of water bill

Commercial Water Rates:

Same as residential

Commercial Sewer Rates:

Same as residential

Elderly and/or Lower Income Discounts: No

Clinton is scheduled to pay \$500,000/year for the operating and maintenance costs of the Clinton wastewater treatment plant.

Dedham (S)

Residential Water Rates:

Last adjusted: January 01, 1995
Fund: General

Base charge per bill - includes
first 500 CF \$28.20
over 500 CF \$ 3.26/HCF

Billing Frequency: Quarterly

Annual cost per 120 HCF (≈ 90,000 gallons):

| | |
|-----------------------------|-----------|
| Water | \$ 438.80 |
| Sewer | \$ 218.16 |
| Combined | \$ 656.96 |
| Percentage change from 1994 | 1.66% |

Residential Sewer Rates:

Effective: July 01, 1994
Fund: General

All units \$ 3.03/HCF
Based on 60% of water usage.

Commercial Water Rates:

Minimum charge 5/8" meter
with 900 CF allowance \$41.25

Minimum charge 3/4" meter
with 1,500 CF allowance \$66.75

Minimum charge 1" meter
with 2,400 CF allowance \$108.00

Commercial Sewer Rates:

All units \$ 3.03/HCF
Based on 60% of water usage.

| | |
|--|-------------|
| Minimum charge 1 1/2" meter with 4,800 CF allowance | \$215.97 |
| Minimum charge 2" meter with 7,500 CF allowance | \$339.69 |
| Minimum charge 3" meter with 15,000 CF allowance | \$667.50 |
| Minimum charge 4" meter with 24,000 CF allowance | \$1,079.49 |
| Minimum charge 6" meter with 48,000 CF allowance | \$2,159.79 |
| Minimum charge 8" meter with 96,000 CF allowance | \$4,081.59 |
| All units in excess of allowance | \$ 3.26/HCF |

Elderly and/or Lower Income Discounts: No

A rate increase was expected in Dedham under the new sewer rate methodology this year.

Everett (W/S)

Residential Water Rates:

Last adjusted: July 01, 1993
Fund: General

First 10,000 CF \$ 1.48/HCF
over 10,000 CF \$ 1.85 "

Billing Frequency: Quarterly

Annual cost per 120 HCF (~ 90,000 gallons):
Water \$ 177.60
Sewer \$ 334.80
Combined \$ 512.40
Percentage change from 1994 0.0%

Commercial Water Rates:

Same as residential

Elderly and/or Lower Income Discounts: Yes, 15% on water

Residential Sewer Rates:

Last adjusted: July 01, 1993
Fund: General

First 10,000 CF \$ 2.79/HCF
over 10,000 CF \$ 3.49 "
Based on 100% of water usage.

Commercial Sewer Rates:

Same as residential

Framingham (W/S)

Residential Water Rates:

Last adjusted: July, 1995
Fund: Enterprise

Base charge per bill \$ 11.00
1 - 52 HCF \$ 1.25/HCF
53 - 1,000 HCF \$ 1.40 "
over 1,000 \$ 1.65 "

Billing Frequency: Tri-annual

Annual cost per 120 HCF (≈ 90,000 gallons):

| | |
|-----------------------------|-----------|
| Water | \$ 183.00 |
| Sewer | \$ 336.00 |
| Combined | \$ 519.00 |
| Percentage change from 1994 | 0.0% |

Commercial Water Rates:

Same as residential

Elderly and/or Lower Income Discounts: Yes

Residential Sewer Rates:

Last adjusted: July, 1995
Fund: Enterprise

Base charge per bill \$ 6.00
1 - 52 HCF \$ 2.65/HCF
53 - 1,000 \$ 4.15 "
over 1,000 \$ 5.40 "
Based on 100% of water usage.

Commercial Sewer Rates:

Same as residential

Hingham (S)

Residential Water Rates:

Last adjusted: 1991
Fund: Private Company

Base charge per bill \$28.23
0 - 36 HCF \$ 1.412/HCF
over 36 HCF \$ 0.952/HCF

Billing Frequency: Water Quarterly, Sewer Semi-annual

Annual cost per 120 HCF (≈ 90,000 gallons):

| | |
|-----------------------------|-----------|
| Water | \$ 282.36 |
| Sewer | \$ 480.00 |
| Combined | \$ 762.36 |
| Percentage change from 1994 | -2.3% |

Commercial Water Rates:

n/a

Elderly and/or Lower Income Discounts: n/a

Residential Sewer Rates:

Last adjusted: May, 1995
Fund: Special-Revenue

All units 4.00/HCF
Based on 100% of water usage.

Commercial Sewer Rates:

n/a

Of Hingham's census population, only 31% has access to local sewers receiving MWRA wholesale sewer service. Of this population, 83% (or 26% of Hingham's total census population) is sewered.

Holbrook (S)

Residential Water Rates:

Last adjusted: Oct 1, 1995
Fund: n/a

All units \$1.4/HCF

Billing Frequency: Semi-annual

Annual cost per 120 HCF (\approx 90,000 gallons):

| | |
|-----------------------------|-----------|
| Water | \$ 168.00 |
| Sewer | \$ 288.00 |
| Combined | \$ 456.00 |
| Percentage change from 1994 | -7.7% |

Residential Sewer Rates:

Last adjusted: Oct 01, 1995
Fund: General

All Units \$2.4/HCF

Commercial Water Rates:

All units \$ 1.45/HCF

Commercial Sewer Rates:

All units \$ 2.50/HCF

Elderly and/or Lower Income Discounts: Yes, \$10.00 on each billing cycle.

Only 58.5% of the census population is sewered. This is the first year that Holbrook will charge metered water and sewer rates for residential users. Prior to this year users faced semi-annual charges of \$65 for water and \$182 for sewer.

Leominster (partial W)

Residential Water Rates:

Last adjusted: April 01, 1990
Fund: Enterprise

All units \$ 1.15/HCF

Billing Frequency: Quarterly

Annual cost per 120 HCF (\approx 90,000 gallons):

| | |
|-----------------------------|-----------|
| Water | \$ 138.00 |
| Sewer | \$ 120.00 |
| Combined | \$ 258.00 |
| Percentage change from 1994 | 0.0% |

Residential Sewer Rates:

Last adjusted: April 01, 1990
Fund: Enterprise

All units \$ 1.00/HCF
Based on 100% of water usage.

Commercial Water Rates:

n/a

Commercial Sewer Rates:

n/a

Elderly and/or Lower Income Discounts: n/a

Lexington (W/S)

Residential Water Rates:

Last adjusted: December, 1994
Fund: Enterprise

| | |
|---------------|-------------|
| First 10 HCF | \$ 1.18/HCF |
| 11 - 20 HCF | \$ 1.72 " |
| 21 - 80 HCF | \$ 2.02 " |
| 81 - 160 HCF | \$ 3.02 " |
| 161 - 200 HCF | \$ 3.10 " |
| over 200 HCF | \$ 3.13 " |

Billing Frequency: Semi-annual

Annual cost per 120 HCF (~ 90,000 gallons):

| | |
|-----------------------------|-----------|
| Water | \$ 219.60 |
| Sewer | \$ 392.20 |
| Combined | \$ 611.80 |
| Percentage change from 1994 | 2.9% |

Commercial Water Rates:

Same as residential

Elderly and/or Lower Income Discounts: No

A rate increase was expected in Lexington under the new sewer rate methodology this year.

Residential Sewer Rates:

Last adjusted: December, 1994
Fund: Enterprise

| | |
|---------------|-------------|
| First 10 HCF | \$ 1.45/HCF |
| 11 - 20 HCF | \$ 3.10 " |
| 21 - 40 HCF | \$ 3.20 " |
| 41 - 80 HCF | \$ 4.33 " |
| 81 - 120 HCF | \$ 6.06 " |
| 121 - 160 HCF | \$ 6.17 " |
| 161 - 200 HCF | \$ 6.37 " |
| over 200 HCF | \$ 6.40 " |

Based on 100% of water usage.

Commercial Sewer Rates:

Same as residential

Lynn (partial W)

Residential Water Rates:

Last adjusted: July 01, 1994
Fund: Enterprise

| | |
|--------------------|-------------|
| 0 - 2,700 CF | \$ 2.00/HCF |
| 2,800 - 7,300 CF | \$ 2.01 " |
| 7,400 - 281,000 CF | \$ 2.02 " |
| over 281,000 CF | \$ 2.03 " |

Billing Frequency: Quarterly

Annual cost per 120 HCF (~ 90,000 gallons):

| | |
|-----------------------------|-----------|
| Water | \$ 240.12 |
| Sewer | \$ 288.12 |
| Combined | \$ 528.24 |
| Percentage change from 1994 | 0.0% |

Commercial Water Rates:

Same as residential

Elderly and Disabled Discounts: Yes (no lower income discounts)

Residential Sewer Rates:

Last adjusted: July 01, 1994
Fund: Enterprise

| | |
|--------------------|-------------|
| 0 - 2,700 CF | \$ 2.40/HCF |
| 2,800 - 7,300 CF | \$ 2.41 " |
| 7,400 - 281,000 CF | \$ 2.42 " |
| over 281,000 CF | \$ 2.43 " |

Based on 100% of water usage.

Commercial Sewer Rates:

Same as residential

Lynnfield (W)

Residential Water Rates:

Last adjusted: October 01, 1994
Fund: n/a

Base charge per bill - includes
first 2,000 CF \$36.00
2,000 - 10,000 CF \$ 1.32/HCF
over 10,000 CF \$ 1.50 "

Billing Frequency: Semi-annual

Annual cost per 120 HCF (≈ 90,000 gallons):

| | |
|-----------------------------|----------------|
| Water | \$ 177.60 |
| Sewer | \$ not sewered |
| Combined | \$ 177.60 |
| Percentage change from 1994 | 0.0% |

Commercial Water Rates:

Base charge per quarterly bill - includes
first 1,000 CF \$ 18.00
1,000 - 5,000 CF \$ 1.32 "
over 5,000 CF \$ 1.50 "

Elderly and/or Lower Income Discounts: n/a

Residential Sewer Rates:

Effective: n/a
Fund: n/a

Community not sewered

Commercial Sewer Rates:

n/a

Malden (W/S)

Residential Water Rates:

Last adjusted: July 01, 1994
Fund: Enterprise

Base charge per bill - includes
first 1,000 CF \$15.00
1,001 - 5,000 CF \$ 1.07/HCF
5,001 - 75,000 CF \$ 1.45 "
over 75,000 CF \$ 1.73 "

Billing Frequency: Semi-annual

Annual cost per 120 HCF (≈ 90,000 gallons):

| | |
|-----------------------------|-----------|
| Water | \$ 144.60 |
| Sewer | \$ 333.60 |
| Combined | \$ 478.20 |
| Percentage change from 1994 | 0.0% |

Commercial Water Rates:

n/a

Elderly and/or Lower Income Discounts: n/a

Residential Sewer Rates:

Last adjusted: July 01, 1994
Fund: Enterprise

Base charge per bill - includes
first 1,000 CF \$15.00
1,001 - 5,000 CF \$ 2.67/HCF
5,001 - 75,000 CF \$ 4.50 "
over 75,000 CF \$ 4.99 "
Based on 100% of water usage.

Commercial Sewer Rates:

n/a

Marblehead (W)

Residential Water Rates:

Last adjusted: July 01, 1994
Fund: Enterprise

Base charge per quarter \$ 6.25
First 3,000 CF \$ 1.40/HCF
over 3,000 CF \$ 1.75 "

Billing Frequency: Quarterly

Annual cost per 120 HCF (≈ 90,000 gallons):

| | |
|-----------------------------|-----------|
| Water | \$ 193.00 |
| Sewer | \$ 351.00 |
| Combined | \$ 544.00 |
| Percentage change from 1994 | 2.45% |

Commercial Water Rates:

Same as residential

Elderly and/or Lower Income Discounts: No

Residential Sewer Rates:

Last adjusted: July 01, 1995
Fund: Enterprise

Base charge per quarter \$ 3.75
First 3,000 CF \$ 2.80/HCF
over 3,000 CF \$ 3.10 "
Based on 100% of water usage.

Commercial Sewer Rates:

Same as residential

Marlborough (partial W)

Residential Water Rates:

Last adjusted: July 01, 1995
Fund: n/a

All units \$ 1.80/HCF

Billing Frequency: Quarterly

Annual cost per 120 HCF (≈ 90,000 gallons):

| | |
|-----------------------------|-----------|
| Water | \$ 216.00 |
| Sewer | \$ 210.00 |
| Combined | \$ 426.00 |
| Percentage change from 1994 | 2.9% |

Commercial Water Rates:

Same as residential

Elderly and/or Lower Income Discounts: No

Residential Sewer Rates:

Last adjusted: July 01, 1995
Fund: n/a

All units \$ 1.75/HCF
Based on 100% of water usage.

Commercial Sewer Rates:

Same as residential

Medford (W/S)

Residential Water Rates:

Last adjusted: September 1994
Fund: Enterprise

All units \$ 1.79/HCF

Billing Frequency: Quarterly

Annual cost per 120 HCF (~ 90,000 gallons):

| | |
|-----------------------------|-----------|
| Water | \$ 214.80 |
| Sewer | \$ 435.60 |
| Combined | \$ 650.40 |
| Percentage change from 1994 | 0.0% |

Commercial Water Rates:

Same as residential

Elderly and/or Lower Income Discounts: No

Residential Sewer Rates:

Last adjusted: September 1994
Fund: Enterprise

All units \$ 3.63/HCF
Based on 100% of water usage.

Commercial Sewer Rates:

Same as residential

Melrose (W/S)

Residential Water Rates:

Last adjusted: July 01, 1994
Fund: Enterprise

All units \$ 1.70/HCF

Billing Frequency: Quarterly

Annual cost per 120 HCF (~ 90,000 gallons):

| | |
|-----------------------------|-----------|
| Water | \$ 204.00 |
| Sewer | \$ 484.92 |
| Combined | \$ 688.92 |
| Percentage change from 1994 | 0.0% |

Commercial Water Rates:

All units \$ 2.10/HCF

Elderly and/or Lower Income Discounts: Yes, 20% discount on water

Residential Sewer Rates:

Last adjusted: July 01, 1994
Fund: Enterprise

All units \$ 4.49/HCF
Based on 90% of water usage.

Commercial Sewer Rates:

All units \$ 4.49/HCF

Milton (W/S)

Residential Water Rates:

Last adjusted: July 1, 1995
 Fund: Special Revenue

Base charge per bill - includes
 From 0 - 6 HCF \$ 6.00
 over 6 HCF \$ 1.75/HCF

Billing Frequency: Quarterly

Annual cost per 120 HCF (≈ 90,000 gallons):

| | |
|-----------------------------|-----------|
| Water | \$ 192.00 |
| Sewer | \$ 532.80 |
| Combined | \$ 724.80 |
| Percentage change from 1994 | 7.1% |

Commercial Water Rates:

Same as residential

Elderly and/or Lower Income Discounts: No

Residential Sewer Rates:

Last adjusted: July 1, 1995
 Fund: Special Revenue

Base charge per bill - includes
 From 0 - 6 HCF \$ 6.00
 over 6 HCF \$ 5.30/HCF
 Based on 100% of water usage.

Commercial Sewer Rates:

Same as residential

A rate increase was expected in Milton under the new sewer rate methodology this year.

Nahant (W)

Residential Water Rates:

Last adjusted: July, 1995
 Fund: General

All units \$ 3.66/HCF

Billing Frequency: Tri-annual

Annual cost per 120 HCF (≈ 90,000 gallons):

| | |
|-----------------------------|-------------|
| Water | \$ 439.20 |
| Sewer | \$ 620.40 |
| Combined | \$ 1,059.60 |
| Percentage change from 1994 | 12.06% |

Commercial Water Rates:

Same as residential

Elderly and/or Lower Income Discounts: No

Residential Sewer Rates:

Last adjusted: July, 1995
 Fund: General

All units \$ 5.17/HCF
 Based on 100% of water usage.

Commercial Sewer Rates:

Same as residential

Nahant receives wholesale wastewater services from the Lynn Water and Sewer Commission.

Natick (S)

Residential Water Rates:

Last adjusted: 1995
Fund: General

All units \$ 1.34/HCF

Billing Frequency: Quarterly

Annual cost per 120 HCF (~ 90,000 gallons):

| | |
|-----------------------------|-----------|
| Water | \$ 160.80 |
| Sewer | \$ 465.60 |
| Combined | \$ 626.40 |
| Percentage change from 1994 | -2.25% |

Residential Sewer Rates:

Last adjusted: July 1995
Fund: General

All units \$ 3.88/HCF
Based on 100% water usage.

Commercial Water Rates:

n/a

Commercial Sewer Rates:

n/a

Elderly and/or Lower Income Discounts: n/a

Only 81% of Natick's census population is sewerred.

Needham (S/partial W)

Residential Water Rates:

Last adjusted: October 01, 1995
Fund: Enterprise

All units \$ 0.99/HCF

Billing Frequency: Quarterly

Annual cost per 120 HCF (~ 90,000 gallons):

| | |
|-----------------------------|-----------|
| Water | \$ 118.80 |
| Sewer | \$ 507.60 |
| Combined | \$ 626.40 |
| Percentage change from 1994 | 5.8% |

Residential Sewer Rates:

Last adjusted: October 01, 1995
Fund: Enterprise

All units \$ 4.23/HCF
Based on 100% of water usage.

Commercial Water Rates:

Same as residential

Commercial Sewer Rates:

Same as residential, except Coca-Cola: 2.35/HCF

Elderly and/or Lower Income Discounts: n/a

Only 88% of Needham's census population is sewerred. A rate increase was expected in Needham under the new sewer rate methodology this year.

Newton (W/S)

Residential Water Rates:

Last adjusted: May 18, 1994
 Fund: Special Revenue

First 20 HCF \$ 1.60/HCF
 21 - 70 HCF \$ 1.92 "
 over 70 HCF \$ 2.30 "

Billing Frequency: Quarterly

Annual cost per 120 HCF (≈ 90,000 gallons):

| | |
|-----------------------------|-----------|
| Water | \$ 204.80 |
| Sewer | \$ 346.80 |
| Combined | \$ 551.60 |
| Percentage change from 1994 | 0.0% |

Commercial Water Rates:

Same as residential

Elderly and/or Lower Income Discounts: Yes

Residential Sewer Rates:

Last adjusted: July 01, 1995
 Fund: Special Revenue

First 20 HCF \$ 2.71/HCF
 21 - 70 HCF \$ 3.25 "
 over 70 HCF \$ 3.90 "

Based on 100% of water usage.

Commercial Sewer Rates:

Same as residential

Northborough (partial W)

Residential Water Rates:

Last adjusted: May 1993
 Fund: Enterprise

All units \$ 1.60/HCF

Billing Frequency: Semi-annual

Annual cost per 120 HCF (≈ 90,000 gallons):

| | |
|-----------------------------|-----------|
| Water | \$ 192.00 |
| Sewer | \$ 282.60 |
| Combined | \$ 474.60 |
| Percentage change from 1994 | 0.0% |

Commercial Water Rates:

Same as residential

Elderly and/or Lower Income Discounts: Yes

Residential Sewer Rates:

Last adjusted: February 1994
 Fund: Enterprise

All units \$ 2.355/HCF
 Based on 100% of water usage.

Commercial Sewer Rates:

Same as residential

Norwood (W/S)

Residential Water Rates:

Last adjusted: August 01, 1994
Fund: General

First 1,000 CF \$ 1.12/HCF
over 1,000 CF \$ 1.46 "

Billing Frequency: Bi-monthly

Annual cost per 120 HCF (≈ 90,000 gallons):

| | |
|-----------------------------|-----------|
| Water | \$ 154.80 |
| Sewer | \$ 319.32 |
| Combined | \$ 474.12 |
| Percentage change from 1994 | 0.0% |

Commercial Water Rates:

First 500 CF \$ 1.12/HCF
over 500 CF \$ 1.46 "
Billed on a monthly basis.

Elderly and/or Lower Income Discounts: No

Residential Sewer Rates:

Last adjusted: August 01, 1994
Fund: General

First 600 CF \$ 3.07/HCF
over 600 CF \$ 5.80 "
Based on 60% of water usage.

Commercial Sewer Rates:

First 300 CF \$ 3.07/HCF
over 300 CF \$ 5.80 "
Based on 60% of water usage.
Billed on a monthly basis.

Peabody (partial W)

Residential Water Rates:

Last adjusted: July 01, 1995
Fund: General

First 15 HCF \$ 1.81/HCF
over 15 HCF \$ 1.98 "

Billing Frequency: Quarterly

Annual cost per 120 HCF (≈ 90,000 gallons):

| | |
|-----------------------------|-----------|
| Water | \$ 227.40 |
| Sewer | \$ 262.80 |
| Combined | \$ 490.20 |
| Percentage change from 1994 | 26.67% |

Commercial Water Rates:

First 15 HCF \$ 2.07/HCF
over 15 HCF \$ 2.27 "

Elderly and/or Lower Income Discounts: No

Residential Sewer Rates:

Last adjusted: July 01, 1995
Fund: General

First 15 HCF \$ 2.09/HCF
over 15 HCF \$ 2.29 "
Based on 100% of water usage.

Commercial Sewer Rates:

First 15 HCF \$ 2.41/HCF
over 15 HCF \$ 2.66 "

Peabody receives wholesale wastewater service from the South Essex Sewerage District.

Quincy (W/S)

Residential Water Rates:

Last adjusted: July 01, 1995
Fund: General

All units \$ 1.52/HCF

Billing Frequency: Quarterly

Annual cost per 120 HCF (≈ 90,000 gallons):

| | |
|-----------------------------|-----------|
| Water | \$ 182.40 |
| Sewer | \$ 411.60 |
| Combined | \$ 594.00 |
| Percentage change from 1994 | 5.32% |

Residential Sewer Rates:

Last adjusted: July 01, 1995
Fund: General

All units \$ 4.90/HCF

Based on 70% of water usage.

Commercial Water Rates:

Same as residential

Commercial Sewer Rates:

Same as residential

Elderly and/or Lower Income Discounts: Yes, 25% discount for both water and sewer.

Randolph (S)

Residential Water Rates:

Last adjusted: July 01, 1995
Fund: General

All units \$ 1.15/HCF

Billing Frequency: Semi-annual

Annual cost per 120 HCF (≈ 90,000 gallons):

| | |
|-----------------------------|-----------|
| Water | \$ 138.00 |
| Sewer | \$ 365.40 |
| Combined | \$ 503.40 |
| Percentage change from 1994 | .947% |

Residential Sewer Rates:

Last adjusted: July 01, 1995
Fund: General

Base charge - includes
first 500 CF \$15.00
next 4,500 CF \$ 2.80/HCF
over 5,000 CF \$ 4.17 "
Based on 100% of water usage.

Commercial Water Rates:

Same as residential

Commercial Sewer Rates:

Same as residential

Elderly and/or Lower Income Discounts: Elderly credit on water only.

Reading (S)

Residential Water Rates:

Last adjusted: August 01, 1995
 Fund: Enterprise

All units \$ 2.39/HCF

Billing Frequency: Quarterly

Annual cost per 120 HCF (~ 90,000 gallons):

| | |
|-----------------------------|-----------|
| Water | \$ 286.80 |
| Sewer | \$ 543.60 |
| Combined | \$ 830.40 |
| Percentage change from 1994 | -7.24% |

Residential Sewer Rates:

Last adjusted: August 01, 1995
 Fund: Enterprise

All units \$ 4.53/HCF
 Based on 100% of water usage.

| |
|-----------|
| \$ 286.80 |
| \$ 543.60 |
| \$ 830.40 |
| -7.24% |

Commercial Water Rates:

Same as residential

Elderly and/or Lower Income Discounts: No

Commercial Sewer Rates:

Same as residential

Revere (W/S)

Residential Water Rates:

Last adjusted: July 01, 1994
 Fund: General

All units \$ 1.49/748 gals.

Billing Frequency: Quarterly

Annual cost per 120 HCF (~ 90,000 gallons):

| | |
|-----------------------------|-----------|
| Water | \$ 178.80 |
| Sewer | \$ 366.91 |
| Combined | \$ 545.71 |
| Percentage change from 1994 | -2.62% |

Residential Sewer Rates:

Last adjusted: July 01, 1994
 Fund: General

All units \$ 3.12/748 gals.
 Based on 98% of water usage.

| |
|-----------|
| \$ 178.80 |
| \$ 366.91 |
| \$ 545.71 |
| -2.62% |

Commercial Water Rates:

Same as residential

Elderly and/or Lower Income Discounts: No

Commercial Sewer Rates:

Same as residential

Saugus (W)

Residential Water Rates:

Effective: July 01, 1990
Fund: Enterprise

| | |
|-----------------|-------------|
| First 30 HCF | \$ 1.00/HCF |
| 31 - 100 HCF | \$ 1.35 " |
| 101 - 200 HCF | \$ 1.40 " |
| 201 - 500 HCF | \$ 1.50 " |
| 501 - 1,000 HCF | \$ 1.60 " |
| over 1,000 HCF | \$ 1.70 " |

Residential Sewer Rates:

Effective: July 01, 1990
Fund: Enterprise

| | |
|-----------------|-------------|
| First 30 HCF | \$ 1.20/HCF |
| 31 - 100 HCF | \$ 1.40 " |
| 101 - 200 HCF | \$ 1.60 " |
| 201 - 500 HCF | \$ 1.80 " |
| 500 - 1,000 HCF | \$ 2.00 " |
| over 1,000 HCF | \$ 2.20 " |

Based on 100% of water usage.

Billing Frequency: Semi-annual

Annual cost per 120 HCF (≈ 90,000 gallons):

| | |
|-----------------------------|-----------|
| Water | \$ 141.00 |
| Sewer | \$ 156.00 |
| Combined | \$ 297.00 |
| Percentage change from 1994 | 0.0% |

Commercial Water Rates:

Same as residential

Elderly and/or Lower Income Discounts: No

Commercial Sewer Rates:

Same as residential

Somerville (W/S)

Residential Water Rates:

Last adjusted: July 01, 1995
Fund: General

| | |
|--------------|-------------|
| First 50 HCF | \$ 1.60/HCF |
| 51 - 100 HCF | \$ 1.68 " |
| over 100 HCF | \$ 1.74 " |

Residential Sewer Rates:

Last adjusted: July 01, 1993
Fund: General

| | |
|--------------|-------------|
| First 50 HCF | \$ 2.53/HCF |
| 51 - 100 HCF | \$ 2.65 " |
| over 100 HCF | \$ 2.76 " |

Based on 100% of water usage.

Billing Frequency: Quarterly

Annual cost per 120 HCF (≈ 90,000 gallons):

| | |
|-----------------------------|-----------|
| Water | \$ 192.00 |
| Sewer | \$ 303.60 |
| Combined | \$ 495.60 |
| Percentage change from 1994 | -2.13% |

Commercial Water Rates:

Same as residential

Elderly and/or Lower Income Discounts: No

Commercial Sewer Rates:

Same as residential

South Hadley (W)

Residential Water Rates:

Last adjusted: July 01, 1994
 Fund: Special Revenue

Base charge per bill \$ 5.00
 0 - 250,000 CF \$ 2.15/HCF
 over 250,000 CF \$ 2.25 "

Billing Frequency: Quarterly

Annual cost per 120 HCF (≈ 90,000 gallons):

| | |
|-----------------------------|----------------|
| Water | \$ 278.00 |
| Sewer | \$ not sewered |
| Combined | \$ 278.00 |
| Percentage change from 1994 | 0.0% |

Residential Sewer Rates:

Effective: n/a
 Fund: n/a

Community not sewered.

Commercial Water Rates:

Same as residential

Elderly and/or Lower Income Discounts: No

Commercial Sewer Rates:

Same as residential

Southborough (W)

Residential Water Rates:

Last adjusted: November 01, 1990
 Fund: Special Revenue

All units \$ 2.18/HCF

Billing Frequency: Quarterly

Annual cost per 120 HCF (≈ 90,000 gallons):

| | |
|-----------------------------|----------------|
| Water | \$ 261.60 |
| Sewer | \$ not sewered |
| Combined | \$ 261.60 |
| Percentage change from 1994 | 0.0% |

Residential Sewer Rates:

Last adjusted: n/a
 Fund: n/a

Community not sewered.

Commercial Water Rates:

Same as residential

Elderly and/or Lower Income Discounts: Yes, \$18.17 first 1,000 HCF and \$2.18 each additional 100 HCF

Commercial Sewer Rates:

Same as residential

Stoneham (W/S)

Residential Water Rates:

Last adjusted: July 01, 1995
Fund: Special Revenue

All units \$ 1.65/HCF

Billing Frequency: Quarterly

Annual cost per 120 HCF (≈ 90,000 gallons):

| | |
|-----------------------------|-----------|
| Water | \$ 198.00 |
| Sewer | \$ 588.00 |
| Combined | \$ 786.00 |
| Percentage change from 1994 | 3.97% |

Residential Sewer Rates:

Last adjusted: July 01, 1995
Fund: Special Revenue

All units \$ 4.90/HCF
Based on 100% of water usage.

Commercial Water Rates:

Same as residential

Commercial Sewer Rates:

Same as residential

Elderly and/or Lower Income Discounts: No

A rate increase was expected in Stoneham under the new sewer rate methodology this year.

Stoughton (S)

Residential Water Rates:

Last adjusted: July 01, 1995
Fund: Enterprise

| | |
|-----------------|-------------|
| First 1,000 CF | \$ 35.55 |
| next 1,000 CF | \$ 1.42/HCF |
| next 3,200 CF | \$ 1.61 " |
| next 6,600 CF | \$ 1.78 " |
| next 6,600 CF | \$ 1.95 " |
| next 6,600 CF | \$ 2.14 " |
| next 25,000 CF | \$ 2.32 " |
| next 50,000 CF | \$ 2.48 " |
| over 100,000 CF | \$ 2.94 " |

Billing Frequency: Semi-annual

Annual cost per 120 HCF (≈ 90,000 gallons):

| | |
|-----------------------------|-----------|
| Water | \$ 231.02 |
| Sewer | \$ 655.20 |
| Combined | \$ 886.22 |
| Percentage change from 1994 | 5.25% |

Residential Sewer Rates:

Effective: July 01, 1995
Fund: Enterprise

Customers on town water pay \$5.46/HCF, based on 100% of water usage, with a minimum charge of \$85.14 per billing period.

Customers with private wells pay a flat charge of: \$217.47 per condominium \$327.72 per private home

Commercial Water Rates:

Same as residential

Commercial Sewer Rates:

Same as residential

Elderly and/or Lower Income Discounts: Yes, 15% discount on water only for residents 70 and above.

Only 62% of Stoughton's census population is sewered.

Swampscott (W)

Residential Water Rates:

Last adjusted: August 1995
Fund: General

All units \$ 2.21/HCF

Billing Frequency: Semi-annual

Annual cost per 120 HCF (~ 90,000 gallons):

| | |
|-----------------------------|-----------|
| Water | \$ 265.20 |
| Sewer | \$ 256.80 |
| Combined | \$ 522.00 |
| Percentage change from 1994 | 6.36% |

Residential Sewer Rates:

Last adjusted: August 1995
Fund: General

All units \$ 2.14/HCF

Based on 100% of water usage.

Commercial Water Rates:

Same as residential

Elderly and/or Lower Income Discounts: No

Commercial Sewer Rates:

Same as residential

Wakefield (S/partial W)

Residential Water Rates:

Last adjusted: July 01, 1995
Fund: Enterprise

Base charge per bill \$ 18.00
All units \$ 2.15/HCF

Billing Frequency: Quarterly

Annual cost per 120 HCF (~ 90,000 gallons):

| | |
|-----------------------------|-----------|
| Water | \$ 330.00 |
| Sewer | \$ 570.00 |
| Combined | \$ 900.00 |
| Percentage change from 1994 | 7.1% |

Residential Sewer Rates:

Last adjusted: July 01, 1995
Fund: Enterprise

Base charge per bill \$ 18.00
All units \$ 4.15/HCF

Based on 100% of water usage.

Commercial Water Rates:

Same as residential

Elderly and/or Lower Income Discounts: No

Commercial Sewer Rates:

Same as residential

The 1994 water and sewer rates for Wakefield were miscalculated based on incorrect quarterly base

Walpole (S)

Residential Water Rates:

Last adjusted: July 01, 1995
Fund: Special Revenue

All units \$ 2.429/HCF

Billing Frequency: Quarterly

Annual cost per 120 HCF (≈ 90,000 gallons):

| | |
|-----------------------------|-----------|
| Water | \$ 291.48 |
| Sewer | \$ 431.71 |
| Combined | \$ 723.19 |
| Percentage change from 1994 | 12.54% |

Residential Sewer Rates:

Last adjusted: July 01, 1995
Fund: Special Revenue

Base charge per bill - includes
All units \$4.497/HCF
Based on 80% of water usage.

Commercial Water Rates:

Same as residential

Commercial Sewer Rates:

Same as residential

Elderly and/or Lower Income Discounts: No

Only 56.3% of Walpole's census population is sewerred. A rate increase was expected in Walpole under the new sewer rate methodology this year.

Waltham (W/S)

Residential Water Rates:

Last adjusted: January 01, 1995
Fund: Enterprise

| | |
|----------------------------|-------------|
| First 800 CF per month | \$ 1.19/HCF |
| 801 - 1,500 CF per month | \$ 1.28 " |
| 1,500 - 4,000 CF per month | \$ 1.51 " |
| over 4,000 | \$ 1.75 " |

Billing Frequency: Quarterly

Annual cost per 120 HCF (≈ 90,000 gallons):

| | |
|-----------------------------|-----------|
| Water | \$ 144.96 |
| Sewer | \$ 342.48 |
| Combined | \$ 487.44 |
| Percentage change from 1994 | 1.0% |

Residential Sewer Rates:

Last adjusted: January 01, 1995
Fund: Enterprise

| | |
|----------------------------|-------------|
| First 800 CF per month | \$ 2.83/HCF |
| 801 - 1,500 CF per month | \$ 2.95 " |
| 1,500 - 4,000 CF per month | \$ 3.05 " |
| over 4,000 | \$ 3.17 |

Commercial Water Rates:

Same as residential

Commercial Sewer Rates:

Same as residential

Elderly and/or Lower Income Discounts: No

A rate increase was expected in Waltham under the new sewer rate methodology this year.

Watertown (W/S)

Residential Water Rates:

Last adjusted: July 01, 1995
Fund: General

Base charge per bill - includes
first 25 HCF \$22.50
over 25 HCF \$ 2.65/HCF

Billing Frequency: Semi-annual

Annual cost per 120 HCF (≈ 90,000 gallons):

| | |
|-----------------------------|-----------|
| Water | \$ 230.50 |
| Sewer | \$ 456.96 |
| Combined | \$ 687.46 |
| Percentage change from 1994 | 0.97% |

Commercial Water Rates:

Same as residential

Elderly and/or Lower Income Discounts: No

Residential Sewer Rates:

Last adjusted: July 01, 1995
Fund: General

All units \$ 4.48/HCF
Based on 85% of water usage.

Billing Frequency: Semi-annual

Annual cost per 120 HCF (≈ 90,000 gallons):

| | |
|-----------------------------|-----------|
| Water | \$ 230.50 |
| Sewer | \$ 456.96 |
| Combined | \$ 687.46 |
| Percentage change from 1994 | 0.97% |

Commercial Sewer Rates:

Same as residential

Wellesley (S/partial W)

Residential Water Rates:

Last adjusted: July 01, 1993
Fund: Enterprise

Base charge per bill \$ 3.45
First 2,500 CF \$ 1.38/HCF
over 2,500:
winter \$ 1.38 "
summer (two billing periods) \$ 2.40 "
outdoor meter (summer) \$ 2.40 "

Billing Frequency: Bi-monthly

Annual cost per 120 HCF (≈ 90,000 gallons):

| | |
|-----------------------------|-----------|
| Water | \$ 186.30 |
| Sewer | \$ 439.20 |
| Combined | \$ 625.50 |
| Percentage change from 1994 | 0.97% |

Commercial Water Rates:

"Readiness-to-serve" charge on water meters in excess of 5/8". Consumption charges same as residential.

Elderly and/or Lower Income Discounts: No

Residential Sewer Rates:

Last adjusted: August 01, 1995
Fund: Enterprise

Base charge per bill \$ 3.00
All units \$ 3.51/HCF
Based on 100% of water usage.

Billing Frequency: Bi-monthly

Annual cost per 120 HCF (≈ 90,000 gallons):

| | |
|-----------------------------|-----------|
| Water | \$ 186.30 |
| Sewer | \$ 439.20 |
| Combined | \$ 625.50 |
| Percentage change from 1994 | 0.97% |

Commercial Sewer Rates:

Same as residential

Weston (W)

Residential Water Rates:

Last adjusted: January 01, 1993
Fund: General

First 10,000 CF \$ 0.95/HCF
next 10,000 CF \$ 1.30 "
over 20,000 CF \$ 2.20 "
(Minimum semi-annual charge of \$25.00)

Billing Frequency: Semi-annual

Annual cost per 120 HCF (≈ 90,000 gallons):

| | |
|-----------------------------|----------------|
| Water | \$ 114.00 |
| Sewer | \$ not sewered |
| Combined | \$ 114.00 |
| Percentage change from 1994 | 0.0% |

Commercial Water Rates:

All units \$ 2.20/HCF

Elderly and/or Lower Income Discounts: No

Residential Sewer Rates:

Effective: n/a
Fund: n/a

Community not sewered.

Commercial Sewer Rates:

n/a

Westwood (S)

Residential Water Rates:

Effective: January 01, 1995
Fund: General

Base charge - includes
first 500 CF \$28.20
over 500 CF \$ 3.26

Billing Frequency: Quarterly

Annual cost per 120 HCF (≈ 90,000 gallons):

| | |
|-----------------------------|-----------|
| Water | \$ 438.80 |
| Sewer | \$ 498.00 |
| Combined | \$ 936.80 |
| Percentage change from 1994 | 9.17% |

Commercial Water Rates:

Same as residential

Elderly and/or Lower Income Discounts: No

Only 78% of Westwood's census population is sewered.

Residential Sewer Rates:

Effective: September 07, 1995
Fund: Enterprise

Base charge (5/8" meter) \$15.00
First 25 HCF \$ 3.40/HCF
25 - 70 HCF \$ 4.90 "
over 70 HCF \$ 8.50 "
Based on 100% of water usage.

Commercial Sewer Rates:

Same as residential

Weymouth (S)

Residential Water Rates:

Last adjusted: February 07, 1994
Fund: Enterprise

Base charge per bill \$10.32
First 3,600 CF \$ 1.31/HCF
over 3,600 CF \$ 1.99 "

Billing Frequency: Tri-annual

Annual cost per 120 HCF (≈ 90,000 gallons):

| | |
|-----------------------------|-----------|
| Water | \$ 196.32 |
| Sewer | \$ 463.65 |
| Combined | \$ 659.97 |
| Percentage change from 1994 | 0.0% |

Commercial Water Rates:

Base charges per bill:

| | |
|--------------|----------|
| 1" meter | \$ 18.71 |
| 1 1/2" meter | \$ 32.69 |
| 2" meter | \$ 49.47 |
| 3" meter | \$ 94.22 |
| 4" meter | \$144.56 |
| 6" meter | \$284.40 |
| 8" meter | \$452.20 |
| 10" meter | \$647.97 |

Consumption rates same as residential.

Elderly and/or Lower Income Discounts: Yes

Residential Sewer Rates:

Last adjusted: February 07, 1994
Fund: Enterprise

Base charge per bill \$ 4.91
First 3,600 CF \$ 3.62/HCF
over 3,600 CF \$ 4.83 "
Based on 100% of water usage.

Septage fee \$.05/gal.

Commercial Sewer Rates:

Base charges per bill:

| | |
|--------------|----------|
| 1" meter | \$ 7.91 |
| 1 1/2" meter | \$ 12.92 |
| 2" meter | \$ 18.93 |
| 3" meter | \$ 34.95 |
| 4" meter | \$ 52.97 |
| 6" meter | \$103.04 |
| 8" meter | \$163.12 |
| 10" meter | \$233.21 |

Consumption rates same as residential.

Wilbraham (W)

Residential Water Rates:

Last revised: October 01, 1992
 Fund: Enterprise

First 100 HCF \$ 1.15/HCF
 101 - 200 HCF \$ 1.55 "
 over 200 HCF \$ 1.95 "

Billing Frequency: Semi-annual

Annual cost per 120 HCF (≈ 90,000 gallons):

| | |
|-----------------------------|-----------|
| Water | \$ 138.00 |
| Sewer | \$ 286.80 |
| Combined | \$ 424.80 |
| Percentage change from 1994 | 11.67% |

Residential Sewer Rates:

Last revised: March, 1995
 Fund: Enterprise

All units \$ 2.39/HCF
 Based on 100% of water usage.

Commercial Water Rates:

All units \$ 1.15/HCF

Elderly and/or Lower Income Discounts: No

Commercial Sewer Rates:

All units \$ 3.110/HCF
 Based on 100% of water usage.

Wilmington (S)

Residential Water Rates:

Last revised: April 01, 1993
 Fund: Special Revenue

All units \$ 2.83/HCF

Billing Frequency: Quarterly

Annual cost per 120 HCF (≈ 90,000 gallons):

| | |
|-----------------------------|-----------|
| Water | \$ 339.60 |
| Sewer | \$ 470.40 |
| Combined | \$ 810.00 |
| Percentage change from 1994 | -4.9% |

Residential Sewer Rates:

Last revised: October, 1994
 Fund: General

All units \$ 3.92/HCF
 Based on 100% of water usage.

Commercial Water Rates:

Same as residential

Elderly and/or Lower Income Discounts: No

Commercial Sewer Rates:

Same as residential

Only 10% of Wilmington's census population is sewerred.

Winchester (S/partial W)

Residential Water Rates:

Last adjusted: July 01, 1994
 Fund: Enterprise

First 1,500 CF \$ 0.53/HCF
 1,600 - 4,500 CF \$ 1.97 "
 over 4,500 CF \$ 3.22 "

Billing Frequency: Quarterly

Annual cost per 120 HCF (~ 90,000 gallons):

| | |
|-----------------------------|-----------|
| Water | \$ 150.00 |
| Sewer | \$ 231.60 |
| Combined | \$ 381.60 |
| Percentage change from 1994 | 0.0% |

Residential Sewer Rates:

Last adjusted: July 01, 1994
 Fund: Enterprise

First 1,500 CF \$ 0.81/HCF
 1,500 - 4,500 CF \$ 3.05 "
 over 4,500 CF \$ 4.98

Based on 100% of water usage.

Commercial Water Rates:

First 7,500 CF \$ 2.33/HCF
 over 7,500 CF \$ 2.80 "

Commercial Sewer Rates:

First 7,500 CF \$ 3.23/HCF
 over 7,500 CF \$ 3.87 "

Elderly and/or Lower Income Discounts: Yes

Winchester implemented the debt service exclusion as provided for under General Law 59 Section 21C(n).

Winthrop (W/S)

Residential Water Rates:

Last adjusted: July 01, 1991
 Fund: Enterprise

All units \$ 2.10/HCF

Billing Frequency: Quarterly

Annual cost per 120 HCF (~ 90,000 gallons):

| | |
|-----------------------------|-----------|
| Water | \$ 252.00 |
| Sewer | \$ 528.00 |
| Combined | \$ 780.00 |
| Percentage change from 1994 | 0.0% |

Residential Sewer Rates:

Last adjusted: July 01, 1993
 Fund: Enterprise

All units \$ 4.40/HCF

Based on 100% of water usage.

Commercial Water Rates:

Same as residential

Commercial Sewer Rates:

Same as residential

Elderly and/or Lower Income Discounts: No

Woburn (S/partial W)

Residential Water Rates:

Last adjusted: July, 1992
Fund: General

Flat rate of \$116.00 per year

Billing Frequency: Semi-annual

Annual cost per 120 HCF (≈ 90,000 gallons):

| | |
|-----------------------------|-----------|
| Water | \$ 116.00 |
| Sewer | \$ 198.00 |
| Combined | \$ 314.00 |
| Percentage change from 1994 | 0.0% |

Residential Sewer Rates:

Last adjusted: July, 1992
Fund: General

Flat rate of \$198.00 per year

Commercial Water Rates:

All units \$ 2.35/HCF

Elderly and/or Lower Income Discounts: Yes

Commercial Sewer Rates:

304% of water charges

Worcester (partial W)

Residential Water Rates:

Last adjusted: July 01, 1995
Fund: Enterprise

All units \$ 1.65/HCF

Billing Frequency: Semi-annual

Annual cost per 120 HCF (≈ 90,000 gallons):

| | |
|-----------------------------|-----------|
| Water | \$ 198.00 |
| Sewer | \$ 163.20 |
| Combined | \$ 361.20 |
| Percentage change from 1994 | 2.7% |

Residential Sewer Rates:

Last adjusted: July 01, 1995
Fund: Enterprise

All units \$ 1.70/HCF
Based on 80% of water usage.
(For meters 1" and larger, sewer usage is based on 100% of water usage.)

Commercial Water Rates:

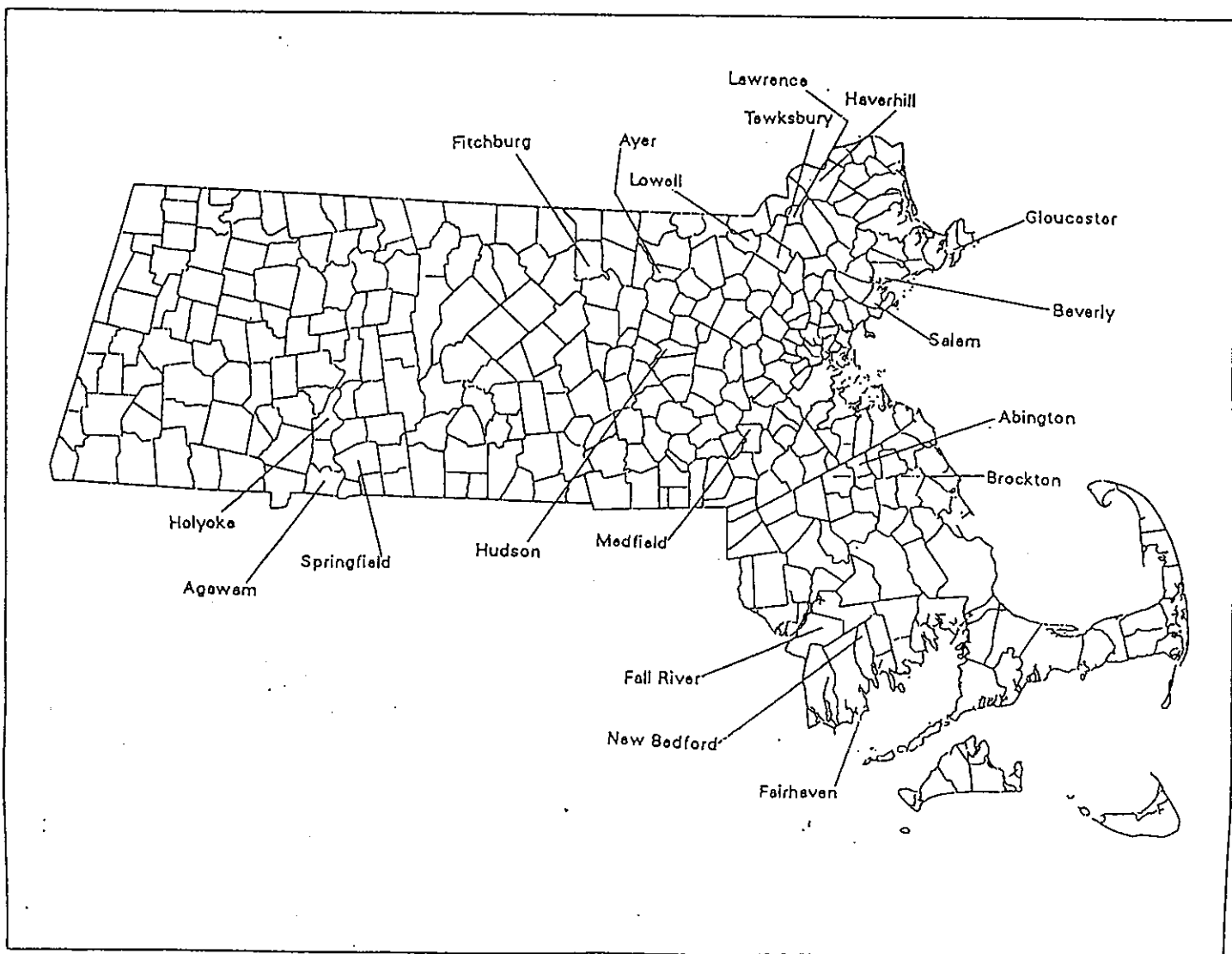
Same as residential

Elderly and/or Lower Income Discounts: Yes

Commercial Sewer Rates:

See note above

SELECTED NON-MWRA MASSACHUSETTS COMMUNITY 1995 WATER AND SEWER CHARGES



**COMPARATIVE ANNUAL RESIDENTIAL WATER AND SEWER CHARGES FOR
SELECTED NON-MWRA COMMUNITIES IN MASSACHUSETTS
1995**

| | WATER | SEWER | COMBINED | CHANGE |
|-------------|----------|----------|----------|--------|
| Abington | \$300.00 | \$240.00 | \$540.00 | 0.0% |
| Agawam | 151.40 | 180.36 | 331.76 | 0.0% |
| Ayer | 108.00 | 240.00 | 348.00 | 0.0% |
| Beverly | 177.60 | 427.20 | 604.80 | 0.8% |
| Brockton | 227.00 | 206.00 | 433.00 | 0.0% |
| Fairhaven | 201.60 | 295.20 | 496.80 | -3.7% |
| Fall River | 63.60 | 115.20 | 178.80 | 0.0% |
| Fitchburg | 175.00 | 168.00 | 343.00 | 33.5% |
| Gloucester | 244.80 | 405.90 | 650.70 | 0.0% |
| Haverhill | 177.60 | 205.20 | 382.80 | 3.6% |
| Holyoke | 180.00 | 175.50 | 355.50 | 5.3% |
| Hudson | 214.80 | 176.40 | 391.20 | 6.5% |
| Lawrence | 162.00 | 168.00 | 330.00 | 0.0% |
| Lowell | 132.00 | 166.80 | 298.80 | 0.0% |
| Medfield | 148.80 | 249.75 | 398.55 | 0.0% |
| New Bedford | 102.00 | 319.56 | 421.56 | 0.0% |
| Salem | 168.00 | 278.40 | 446.40 | 44.7% |
| Springfield | 118.80 | 146.00 | 264.80 | 0.0% |
| Tewksbury | 337.50 | 252.00 | 589.50 | 0.0% |

*Water and sewer charges based on an annual water consumption of 12,000 cubic feet
(approximately 90,000 gallons)*

Abington

Residential Water Rates:

Last adjusted: July, 1990
 Fund: Enterprise

Base charge per bill \$10.00
 Meter rental \$ 2.00/year
 All units \$ 2.15/HCF

Billing Frequency: Quarterly

Annual cost per 120 HCF (≈ 90,000 gallons):

| | |
|-----------------------------|-----------|
| Water | \$ 300.00 |
| Sewer | \$ 240.00 |
| Combined | \$ 540.00 |
| Percentage change from 1994 | 0.0% |

Residential Sewer Rates:

Last adjusted: 1988
 Fund: n/a

All units \$ 2.00/HCF
 Based on 100% of water usage.

Commercial Water Rates:

n/a

Commercial Sewer Rates:

n/a

Elderly and/or Lower Income Discounts: n/a

Agawam

Residential Water Rates:

Last adjusted: January 01, 1991
 Fund: Enterprise

Base charge per bill \$14.50
 All units \$ 1.02/HCF

Billing Frequency: Semi-annual

Annual cost per 120 HCF (≈ 90,000 gallons):

| | |
|-----------------------------|-----------|
| Water | \$ 151.40 |
| Sewer | \$ 180.36 |
| Combined | \$ 331.76 |
| Percentage change from 1994 | 0.0% |

Residential Sewer Rates:

Last adjusted: May 01, 1990
 Fund: Special Revenue

Base charge per bill - includes
 first 1,000 CF \$16.70
 Over first 1,000 CF \$ 1.67/HCF
 Based on 90% of water usage.

Commercial Water Rates:

Same as residential

Commercial Sewer Rates:

Same as residential, except sewer usage is based on 100% of water usage.

Elderly and/or Lower Income Discounts: Yes

Ayer

Residential Water Rates:

Last adjusted: January 02, 1993
Fund: General

All units \$ 0.90/HCF

Billing Frequency: Semi-annual

Annual cost per 120 HCF (≈ 90,000 gallons):

| | |
|-----------------------------|-----------|
| Water | \$ 108.00 |
| Sewer | \$ 240.00 |
| Combined | \$ 348.00 |
| Percentage change from 1994 | 0.0% |

Commercial Water Rates:

Same as residential

Elderly and/or Lower Income Discounts: n/a

Residential Sewer Rates:

Last adjusted: January 02, 1993
Fund: General

All units \$ 2.00/HCF
Based on 100% of water usage.

Commercial Sewer Rates:

Same as residential

Beverly

Residential Water Rates:

Last adjusted: January 01, 1995
Fund: General

All units \$ 1.48/HCF

Billing Frequency: Quarterly

Annual cost per 120 HCF (≈ 90,000 gallons):

| | |
|-----------------------------|-----------|
| Water | \$ 177.60 |
| Sewer | \$ 427.20 |
| Combined | \$ 604.80 |
| Percentage change from 1994 | .8% |

Commercial Water Rates:

Same as residential

Elderly and/or Lower Income Discounts: No

Residential Sewer Rates:

Last adjusted: May 01, 1994
Fund: General

All units \$ 3.56/HCF
Based on 100% of water usage.

Commercial Sewer Rates:

Same as residential

Brockton

Residential Water Rates:

Last adjusted: January 01, 1994
 Fund: Enterprise

| | |
|--------------------|-------------|
| First 5,000 CF | \$ 1.80/HCF |
| 5,000 - 10,000 CF | \$ 2.35 " |
| 10,000 - 20,000 CF | \$ 2.45 " |
| 20,000 - 50,000 CF | \$ 2.55 " |
| over 50,000 CF | \$ 2.60 " |

Residential Sewer Rates:

Last adjusted: July 01, 1992
 Fund: Enterprise

| | |
|--------------------|-------------|
| First 5,000 CF | \$ 1.65/HCF |
| 5,000 - 10,000 CF | \$ 2.05 " |
| 10,000 - 20,000 CF | \$ 2.40 " |
| 20,000 - 50,000 CF | \$ 2.75 " |
| over 50,000 CF | \$ 3.00 " |

Based on 100% of water usage.

Billing Frequency: Semi-annual readings, quarterly payments

Annual cost per 120 HCF (≈ 90,000 gallons):

| | |
|-----------------------------|-----------|
| Water | \$ 227.00 |
| Sewer | \$ 206.00 |
| Combined | \$ 433.00 |
| Percentage change from 1994 | 0.0% |

Commercial Water Rates:

Same as residential

Elderly and/or Lower Income Discounts: No

Commercial Sewer Rates:

Same as residential

Fairhaven

Residential Water Rates:

Last adjusted: July 01, 1990
 Fund: Enterprise

| | |
|-----------|-------------|
| All units | \$ 1.68/HCF |
|-----------|-------------|

Residential Sewer Rates:

Last adjusted: May 1995
 Fund: Enterprise

| | |
|-----------|-------------|
| All units | \$ 2.46/HCF |
|-----------|-------------|

Based on 100% of water usage.

Billing Frequency: Semi-annual

Annual cost per 120 HCF (≈ 90,000 gallons):

| | |
|-----------------------------|-----------|
| Water | \$ 201.60 |
| Sewer | \$ 295.20 |
| Combined | \$ 496.80 |
| Percentage change from 1994 | 3.7% |

Commercial Water Rates:

Same as residential

Elderly and/or Lower Income Discounts: No

Commercial Sewer Rates:

Same as residential

Fall River

Residential Water Rates:

Last adjusted: January 01, 1991
Fund: General

All units \$ 0.53/HCF

Billing Frequency: Semi-annual

Annual cost per 120 HCF (\approx 90,000 gallons):

| | |
|-----------------------------|-----------|
| Water | \$ 63.60 |
| Sewer | \$ 115.20 |
| Combined | \$ 178.80 |
| Percentage change from 1994 | 0.0% |

Commercial Water Rates:

All units \$ 0.53/HCF

Elderly and/or Lower Income Discounts: n/a

Residential Sewer Rates:

Last adjusted: July 01, 1982
Fund: Enterprise

All units \$ 0.96/HCF
Based on 100% of water usage.

Commercial Sewer Rates:

All units \$ 0.44/HCF
Based on 100% of water usage.

Fitchburg

Residential Water Rates:

Last adjusted: July 1995
Fund: Enterprise

Base charge per bill - includes
first 500 CF \$10.00
over 500 CF \$ 1.35/HCF

Billing Frequency: Quarterly

Annual cost per 120 HCF (\approx 90,000 gallons):

| | |
|-----------------------------|-----------|
| Water | \$ 175.00 |
| Sewer | \$ 168.00 |
| Combined | \$ 343.00 |
| Percentage change from 1994 | 33.4% |

Commercial Water Rates:

Same as residential

Elderly and/or Lower Income Discounts: No

Residential Sewer Rates:

Last adjusted: 1985
Fund: General

All units \$ 1.4/HCF
Based on 100% of water usage.

Commercial Sewer Rates:

Same as residential

Gloucester

Residential Water Rates:

Last adjusted: June 14, 1994
Fund: Special Revenue

All units \$ 2.72/000 gals.

Billing Frequency: Semi-annual

Annual cost per 120 HCF (\approx 90,000 gallons):

| | |
|-----------------------------|-----------|
| Water | \$ 244.80 |
| Sewer | \$ 405.90 |
| Combined | \$ 650.70 |
| Percentage change from 1994 | 0.0% |

Commercial Water Rates:

Same as residential

Elderly and/or Lower Income Discounts: n/a

Residential Sewer Rates:

Last adjusted: June 14, 1994
Fund: Special Revenue

All units \$ 4.51/000 gals.
Based on 100% of water usage.

Commercial Sewer Rates:

Same as residential

Haverhill

Residential Water Rates:

Last adjusted: July 1994
Fund: Enterprise

All units \$ 1.48/HCF

Billing Frequency: Semi-annual

Annual cost per 120 HCF (\approx 90,000 gallons):

| | |
|-----------------------------|-----------|
| Water | \$ 177.60 |
| Sewer | \$ 205.20 |
| Combined | \$ 382.80 |
| Percentage change from 1994 | 3.6% |

Commercial Water Rates:

Same as residential

Elderly and/or Lower Income Discounts: No

Residential Sewer Rates:

Last adjusted: July 1994
Fund: Enterprise

All units \$ 1.71/HCF
Based on 100% of water usage.

Commercial Sewer Rates:

Same as residential

Holyoke

Residential Water Rates:

Last adjusted: January 1995
Fund: Enterprise

Base charge - includes
first 15,000 gallons \$27.00
All units \$ 2.00/000 gals.

Billing Frequency: Quarterly

Annual cost per 120 HCF (\approx 90,000 gallons):

| | |
|-----------------------------|-----------|
| Water | \$ 180.00 |
| Sewer | \$ 175.50 |
| Combined | \$ 355.50 |
| Percentage change from 1994 | 5.3% |

Commercial Water Rates:

Same as residential

Elderly and/or Lower Income Discounts: n/a

Residential Sewer Rates:

Last adjusted: July 1990
Fund: Enterprise

Base charge - includes
first 2,565 gallons \$ 5.00
over 2,565 gallons \$ 1.95/000 gals.
Based on 100% water usage.

Commercial Sewer Rates:

Same as residential

Hudson

Residential Water Rates:

Last adjusted: July 01, 1995
Fund: General

Base charge - includes
first 400 CF \$ 6.60
over 400 CF \$ 1.79/HCF

Billing Frequency: Quarterly

Annual cost per 120 HCF (\approx 90,000 gallons):

| | |
|-----------------------------|-----------|
| Water | \$ 214.80 |
| Sewer | \$ 176.40 |
| Combined | \$ 391.20 |
| Percentage change from 1994 | 6.5% |

Commercial Water Rates:

Same as residential

Elderly and/or Lower Income Discounts: No

Residential Sewer Rates:

Last adjusted: July 01, 1995
Fund: General

Base charge - includes
first 500 CF \$ 5.64
over 400 CF \$ 1.47/HCF
Based on 100% of water usage.

Commercial Sewer Rates:

Same as residential

Lawrence

Residential Water Rates:

Last adjusted: 1988
Fund: General

All units \$ 1.35/HCF

Billing Frequency: Quarterly

Annual cost per 120 HCF (≈ 90,000 gallons):

| | |
|-----------------------------|-----------|
| Water | \$ 162.00 |
| Sewer | \$ 168.00 |
| Combined | \$ 330.00 |
| Percentage change from 1994 | 0.0% |

Commercial Water Rates:

All units \$ 1.35/HCF

Elderly and/or Lower Income Discounts: n/a

Residential Sewer Rates:

Last adjusted: 1989
Fund: n/a

All units \$ 1.40/HCF
Based on 100% of water usage.

Commercial Sewer Rates:

First 575 CF \$ 1.40/HCF
over 575 CF \$ 2.64 "
Based on 100% of water usage.

Lowell

Residential Water Rates:

Last adjusted: November, 1988
Fund: General

All units \$ 1.10/HCF

Billing Frequency: Quarterly

Annual cost per 120 HCF (≈ 90,000 gallons):

| | |
|-----------------------------|-----------|
| Water | \$ 132.00 |
| Sewer | \$ 166.80 |
| Combined | \$ 298.80 |
| Percentage change from 1994 | 0.0% |

Commercial Water Rates:

Same as residential

Elderly and/or Lower Income Discounts: n/a

Residential Sewer Rates:

Last adjusted: October, 1992
Fund: Enterprise

All units \$ 1.39/HCF
Based on 100% of water usage.

Commercial Sewer Rates:

Same as residential

Medfield

Residential Water Rates:

Last adjusted: October 01, 1993
Fund: Enterprise

| | |
|-----------------------|-------------------|
| 0 - 35,000 gals. | \$ 1.44/000 gals. |
| 35,000 - 70,000 gals. | \$ 2.40 " |
| over 70,000 gals. | \$ 3.30 " |

Billing Frequency: Semi-annual

Annual cost per 120 HCF (\approx 90,000 gallons):

| | |
|-----------------------------|-----------|
| Water | \$ 148.80 |
| Sewer | \$ 249.75 |
| Combined | \$ 398.55 |
| Percentage change from 1994 | 0.0% |

Commercial Water Rates:

Same as residential

Elderly and/or Lower Income Discounts: n/a

Residential Sewer Rates:

Last adjusted: April 01, 1991
Fund: Enterprise

All units \$ 3.70/000 gals.
Based on 75% of water usage.

Commercial Sewer Rates:

Same as residential - usage based on 100% of water usage.

New Bedford

Residential Water Rates:

Last adjusted: July 01, 1990
Fund: General

All units \$ 0.85/HCF

Billing Frequency: Quarterly

Annual cost per 120 HCF (\approx 90,000 gallons):

| | |
|-----------------------------|-----------|
| Water | \$ 102.00 |
| Sewer | \$ 319.56 |
| Combined | \$ 421.56 |
| Percentage change from 1994 | 0.0% |

Commercial Water Rates:

Same as residential

Elderly and/or Lower Income Discounts: n/a

Residential Sewer Rates:

Last adjusted: July 01, 1994
Fund: Enterprise

All units \$ 2.663/HCF
Based on 100% of water usage.

Commercial Sewer Rates:

Same as residential

Salem

Residential Water Rates:

Last adjusted: October, 1994
 Fund: Enterprise

Minimum bill - 5/8" meter \$11.50
 All units \$ 1.40/HCF

Billing Frequency: Quarterly

Annual cost per 120 HCF (≈ 90,000 gallons):

| | |
|-----------------------------|-----------|
| Water | \$ 168.00 |
| Sewer | \$ 278.40 |
| Combined | \$ 446.40 |
| Percentage change from 1994 | 44.75% |

Commercial Water Rates:

n/a

Elderly and/or Lower Income Discounts: n/a

Residential Sewer Rates:

Last adjusted: September, 1995
 Fund: Enterprise

All units \$ 2.32/HCF
 Based on 100% of water usage.

n/a

Commercial Sewer Rates:

n/a

Springfield

Residential Water Rates:

Last adjusted: January 01, 1991
 Fund: n/a

Minimum bill - 5/8" meter \$15.00
 All units \$ 0.99/HCF

Billing Frequency: Quarterly

Annual cost per 120 HCF (≈ 90,000 gallons):

| | |
|-----------------------------|-----------|
| Water | \$ 118.80 |
| Sewer | \$ 146.00 |
| Combined | \$ 264.80 |
| Percentage change from 1994 | 0.0% |

Commercial Water Rates:

n/a

Elderly and/or Lower Income Discounts: n/a

Residential Sewer Rates:

Last adjusted: July 01, 1993
 Fund: Special Revenue

Base charge \$ 2.00
 All units \$ 1.15/HCF
 Based on 100% water usage.

n/a

Commercial Sewer Rates:

n/a

Tewksbury

Residential Water Rates:

Last adjusted: July 01, 1992
 Fund: General

First 150,000 gals/year \$ 3.75/000 gals.
 over 150,000 gals/year \$ 4.50 "

Billing Frequency: Semi-annual

Annual cost per 120 HCF (≈ 90,000 gallons):

| | |
|-----------------------------|-----------|
| Water | \$ 337.50 |
| Sewer | \$ 252.00 |
| Combined | \$ 589.50 |
| Percentage change from 1994 | 0.0% |

Commercial Water Rates:

Same as residential

Elderly and/or Lower Income Discounts: n/a

Residential Sewer Rates:

Last adjusted: July 01, 1992
 Fund: General

All units \$ 2.80/000 gals.
 Based on 100% water usage.

Commercial Sewer Rates:

Same as residential

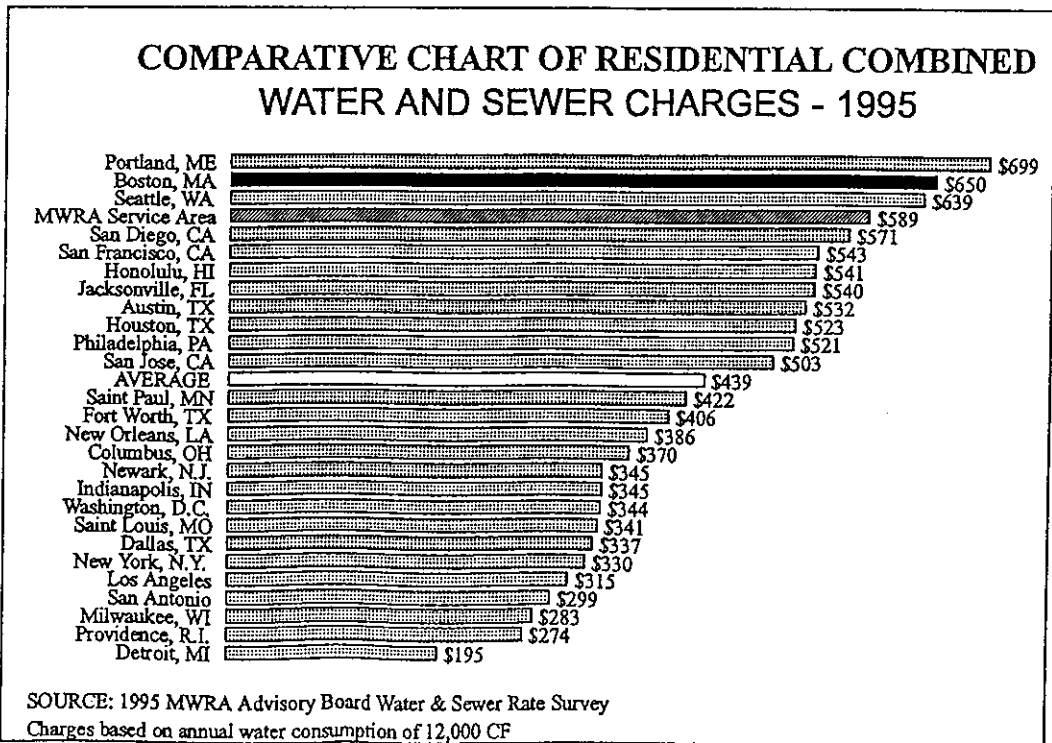
COMPARATIVE RESIDENTIAL 1995 WATER AND SEWER CHARGES FOR U.S. CITIES



**COMPARATIVE ANNUAL RESIDENTIAL WATER & SEWER CHARGES
FOR MAJOR U.S. CITIES
1995**

| | WATER | SEWER | COMBINED | CHANGE |
|-------------------|-----------------|-----------------|-----------------|-------------|
| Austin, TX | \$216.30 | \$315.30 | \$531.60 | 2.3% |
| Boston, MA | 239.09 | 411.01 | 650.10 | 0.0% |
| Columbus, OH | 153.72 | 216.64 | 370.36 | 2.5% |
| Dallas, TX | 146.10 | 190.68 | 336.78 | 0.0% |
| Detroit, MI | 97.44 | 97.80 | 195.24 | 4.6% |
| Forth Worth, TX | 203.40 | 202.80 | 406.20 | 8.7% |
| Honolulu, HI | 185.70 | 355.03 | 540.73 | 2.9% |
| Houston, TX | 259.80 | 263.52 | 523.32 | -2.4% |
| Indianapolis, IN | 218.40 | 126.41 | 344.81 | 4.5% |
| Jacksonville, FL | 179.92 | 359.94 | 539.86 | 11.9% |
| Los Angeles, CA | 216.88 | 97.63 | 314.51 | 1.9% |
| Milwaukee, WI | 152.20 | 130.64 | 282.84 | -0.3% |
| MWRA Service Area | 217.53 | 371.93 | 589.46 | 3.4% |
| New Orleans, LA | 222.60 | 163.59 | 386.19 | 0.0% |
| New York, N.Y. | 127.20 | 202.80 | 330.00 | 5.1% |
| Newark, N.J. | 172.44 | 172.84 | 345.28 | 0.0% |
| Philadelphia, PA | 178.20 | 342.60 | 520.80 | 3.1% |
| Portland, ME | 298.68 | 400.80 | 699.48 | 9.1% |
| Providence, RI | 118.20 | 155.83 | 274.03 | 27.8% |
| Saint Louis, MO | 170.52 | 170.76 | 341.28 | -3.0% |
| Saint Paul, MINN | 157.20 | 265.20 | 422.40 | 7.3% |
| San Antonio, TX | 120.90 | 178.00 | 298.90 | 0.0% |
| San Diego, CA | 208.40 | 362.16 | 570.56 | 5.4% |
| San Francisco, CA | 178.80 | 364.32 | 543.12 | 0.2% |
| San Jose, CA | 230.40 | 272.52 | 502.92 | 0.0% |
| Seattle, WA | 191.88 | 447.60 | 639.48 | 8.6% |
| Washington, D.C. | 120.48 | 223.68 | 344.16 | 0.0% |
| AVERAGE | \$184.53 | \$254.15 | \$438.68 | 3.6% |

Water and sewer charges are based on an annual water consumption of 12,000 cubic feet (approximately 90,000 gallons)



Austin, Texas

Residential Water Rates:

Last adjusted: April 1, 1994
Fund: Enterprise

| | |
|--------------------------|-------------------|
| Base charge (5/8" meter) | \$ 4.90 |
| 0 - 2,900 gals. | \$ 1.25/000 gals. |
| 2,901 - 6,900 gals. | \$ 2.00 " |
| 6,901 - 14,900 gals. | \$ 2.50 " |
| over 14,900 gals. | \$ 3.50 " |

Residential Sewer Rates:

Last adjusted: October 1, 1994
Fund: Enterprise

| | |
|------------------------------|-------------------|
| Base charge per bill | \$ 4.00 |
| First 2000 gallons | \$ 1.65/000 gals. |
| Over 2000 gallons | \$ 3.45/" |
| Based on 100% of water usage | |

Billing Frequency: Monthly

Annual cost per 120 HCF (\approx 90,000 gallons):

| | |
|-----------------------------|-----------|
| Water | \$ 216.30 |
| Sewer | \$ 315.30 |
| Combined | \$ 531.60 |
| Percentage change from 1994 | 2.3% |

Columbus, Ohio

Residential Water Rates:

Last adjusted: January 01, 1995
Fund: Enterprise

| | |
|-----------------------|--------------|
| Base charge per bill | \$11.64 |
| First 1,500 CF/month | \$ 0.893/HCF |
| next 23,500 CF/month | \$ 0.841 " |
| next 175,000 CF/month | \$ 0.652 " |
| next 800,000 CF/month | \$ 0.624 " |
| next 1,000 CF/month | \$ 0.558 " |
| balance/month | \$ 0.558 " |

Billing Frequency: Quarterly

Annual cost per 120 HCF (\approx 90,000 gallons):

| | |
|-----------------------------|-----------|
| Water | \$ 153.72 |
| Sewer | \$ 216.64 |
| Combined | \$ 370.36 |
| Percentage change from 1994 | 2.5% |

Residential Sewer Rates:

Last adjusted: January 01, 1995
Fund: Enterprise

| | |
|-------------------------------|--------------|
| Base charge per bill | \$ 5.84 |
| All units | \$1.6107/HCF |
| Based on 100% of water usage. | |

Dallas, Texas

Residential Water Rates:

Last adjusted: October 01, 1994
 Fund: Enterprise

Base charge/bill (5/8" meter) \$ 2.25
 First 4,000 gals. \$ 1.02/000 gals.
 4,001 - 10,000 gals. \$ 1.67 "
 over 10,000 \$ 2.15 "

Billing Frequency: Monthly

Annual cost per 120 HCF (≈ 90,000 gallons):

Water
 Sewer
 Combined
 Percentage change from 1994

Residential Sewer Rates:

Last adjusted: October 01, 1994
 Fund: Enterprise

Base charge/bill \$ 2.39
 All units \$ 2.70/000 gals.
 Based on the average water consumed during the winter months of December, January, February and March: approximately 5,000 gallons per month if annual water consumption is 90,000 gallons.

\$ 146.10
 \$ 190.68
 \$ 336.78
 0.0%

Detroit, Michigan

Residential Water Rates:

Last adjusted: August 01, 1995
 Fund: Enterprise

First 3,000 CF \$ 0.673/HCF
 next 30,000 CF \$ 0.613 "
 over 33,000 CF \$ 0.552 "

Billing Frequency: Monthly

Annual cost per 120 HCF (≈ 90,000 gallons):

Water
 Sewer
 Combined
 Percentage change from 1994

Residential Sewer Rates:

Last adjusted: August 01, 1995
 Fund: Enterprise

All units \$ 0.815/HCF
 Based on 100% of water usage.

\$ 97.44
 \$ 97.80
 \$ 195.24
 4.6%

Fort Worth, Texas

Residential Water Rates:

Last adjusted: December 1994
Fund: Enterprise

Base charge/bill (5/8" meter) \$ 3.25
First 4,000 CF \$ 1.36/HCF
over 2,000 CF \$ 1.53 "

Billing Frequency: Monthly

Annual cost per 120 HCF (~ 90,000 gallons):

| | |
|-----------------------------|-----------|
| Water | \$ 203.40 |
| Sewer | \$ 202.80 |
| Combined | \$ 406.20 |
| Percentage change from 1994 | 8.7% |

Residential Sewer Rates:

Last adjusted: December 1994
Fund: Enterprise

Base charge per bill \$ 4.50
All units \$ 1.24/HCF
Based on individual customer's average monthly usage during the months of December, January and February.

Honolulu, Hawaii

Residential Water Rates:

Last adjusted: July 01, 1995
Fund: Enterprise

Base charge per month \$ 1.85
First 13,000 gals/month \$ 1.77/000 gals.
13,001 - 30,000 gals/month \$ 2.12 "
over 30,000 gals/month \$ 3.18 "

Billing Frequency: Bi-monthly

Annual cost per 120 HCF (~ 90,000 gallons):

| | |
|-----------------------------|-----------|
| Water | \$ 185.70 |
| Sewer | \$ 355.03 |
| Combined | \$ 540.73 |
| Percentage change from 1994 | 2.9% |

Residential Sewer Rates:

Last adjusted: July 01, 1993
Fund: Enterprise

Base charge per month - includes first 2,000 gals/month \$24.85
over 2,000 gals/month \$ 1.05/000 gals.
Based on 82% of water usage after first 2,000 gals/month.

Houston, Texas

Residential Water Rates:

Last adjusted: March 30, 1995
Fund: Enterprise

| | |
|-------------------------------|-------------------|
| Base charge/bill (5/8" meter) | |
| with 0 - 3,000 gals/month | \$ 8.50 |
| with 3,000 - 4,000 gals/month | \$12.82 |
| with 4,000 - 5,000 gals/month | \$15.13 |
| over 5,000 gals/month | \$18.11 |
| 6,000 - 12,000 gals/month | \$ 2.36/000 gals. |
| over 12,000 gals/month | \$ 4.30/000 gals. |

Residential Sewer Rates:

Effective: March 30, 1995
Fund: Enterprise

| | |
|---------------------------------|-------------------|
| Base charge per bill - includes | |
| with 0 - 3,000 gals/month | \$ 8.50 |
| with 3,000 - 4,000 gals/month | \$ 11.80 |
| with 4,000 - 5,000 gals/month | \$ 14.75 |
| over 5,000 gals/month | \$ 18.42 |
| 6,000 - 12,000 gals/month | \$ 2.36/000 gals. |
| over 12,000 gals/month | \$ 4.30/000 gals. |

Billing Frequency: Monthly

Annual cost per 120 HCF (≈ 90,000 gallons):

| | |
|-----------------------------|-----------|
| Water | \$ 259.80 |
| Sewer | \$ 263.52 |
| Combined | \$ 523.32 |
| Percentage change from 1994 | -2.4% |

Indianapolis, Indiana

Residential Water Rates:

Last adjusted: May 10, 1995
Fund: n/a

| | |
|-------------------------------|-------------|
| Base charge/bill (5/8" meter) | \$ 6.70 |
| First 1,500 CF | \$ 1.15/HCF |
| next 18,500 CF | \$ 1.12 " |
| next 80,000 CF | \$ 1.03 " |
| next 400,000 CF | \$ 0.68 " |
| over 500,000 CF | \$ 0.48 " |

Billing Frequency: Monthly

Annual cost per 120 HCF (≈ 90,000 gallons):

| | |
|-----------------------------|-----------|
| Water | \$ 218.40 |
| Sewer | \$ 126.41 |
| Combined | \$ 344.81 |
| Percentage change from 1994 | 4.5% |

Residential Sewer Rates:

Last adjusted: December 06, 1992
Fund: n/a

| | |
|---|-----------------|
| Base charge per bill | \$ 2.03 |
| All units | \$ 0.850425/HCF |
| Based on individual customer's average water usage during the preceding months of October through April | |

Jacksonville, Florida

Residential Water Rates:

Last adjusted: April, 1995
Fund: Enterprise

Base charge/bill (5/8" meter) \$ 7.80
All Units \$ 0.53/HCF

Billing Frequency: Monthly

Annual cost per 120 HCF (≈ 90,000 gallons):

| | |
|-----------------------------|-----------|
| Water* | \$ 179.92 |
| Sewer | \$ 359.94 |
| Combined | \$ 539.86 |
| Percentage change from 1994 | 11.9% |

*Included is a 10% Public Service Tax on water charges.

Los Angeles, California

Residential Water Rates:

Last adjusted: June 01, 1995
Fund: Enterprise

November 1 thru May 31
0 - 22 HCF (average rate) \$ 1.63/HCF
over 22 HCF \$ 2.33 "

June 1 through October 31
0 - 28 HCF (average rate) \$ 1.82/HCF
over 28 HCF \$ 2.98 "

Billing Frequency: Bi-monthly

Annual cost per 120 HCF (≈ 90,000 gallons):

| | |
|-----------------------------|-----------|
| Water | \$ 216.88 |
| Sewer | \$ 97.63 |
| Combined | \$ 314.51 |
| Percentage change from 1994 | 1.8% |

Residential Sewer Rates:

Last adjusted: July 01, 1994
Fund: Enterprise

All units \$ 1.356/HCF
Based on 60% of water usage

The Los Angeles Department of Water and Power uses lot size, temperature zone and household size to determine the number of HCF each customer has at the first tier rate.

Milwaukee, Wisconsin

Residential Water Rates:

Last adjusted: January 5, 1995
 Fund: Enterprise

Base charge/bill (3/4" meter) \$11.35
 First 10,000 CF \$ 0.890/HCF
 next 490,000 CF \$ 0.830 "
 next 1,500,000 CF \$ 0.530 "
 over 2,000,000 CF \$ 0.483 "

Billing Frequency: Quarterly

Annual cost per 120 HCF (≈ 90,000 gallons):

| | |
|-----------------------------|-----------|
| Water | \$ 152.20 |
| Sewer | \$ 130.64 |
| Combined | \$ 282.84 |
| Percentage change from 1994 | -0.3% |

Residential Sewer Rates:

Last adjusted: February 01, 1995
 Fund: Enterprise

Service charge per bill \$ 8.06
 All units \$ 0.82/HCF
 Based on 100% of water usage.

Commercial Water Rates:

Same as residential

Commercial Sewer Rates:

Same as Residential

New Orleans, Louisiana

Residential Water Rates:

Last adjusted: April 01, 1990
 Fund: n/a

Base charge/bill (5/8" meter) \$ 3.10
 0 - 20,000 gals. \$ 2.06/000 gals.
 20,000 - 1,000,000 gals. \$ 1.85 "
 over 1,000,000 gals. \$ 1.42 "

Billing Frequency: Monthly

Annual cost per 120 HCF (≈ 90,000 gallons):

| | |
|-----------------------------|-----------|
| Water | \$ 222.60 |
| Sewer | \$ 163.59 |
| Combined | \$ 386.19 |
| Percentage change from 1994 | 0.0% |

Residential Sewer Rates:

Last adjusted: January 01, 1986
 Fund: n/a

Base charge per bill \$ 5.60
 All units \$ 1.26/000 gals.
 Based on 85% of water usage.

New York, New York

Residential Water Rates:

Effective: July 01, 1995
Fund: Enterprise

All units \$ 1.06/HCF

Billing Frequency: Semi-annual

Annual cost per 120 HCF (\approx 90,000 gallons):

| | |
|-----------------------------|-----------|
| Water | \$ 127.20 |
| Sewer | \$ 202.80 |
| Combined | \$ 330.00 |
| Percentage change from 1994 | 5.1% |

Residential Sewer Rates:

Effective: July 01, 1995
Fund: Enterprise

All units \$ 1.685/HCF
Based on 100% of water usage.

Newark, New Jersey

Residential Water Rates:

Last adjusted: April 1, 1994
Fund: General

Base charge per bill - includes

| | |
|-----------------|--------------|
| first 1,000 CF | \$14.37 |
| next 99,000 CF | \$ 1.437/HCF |
| next 400,000 CF | \$ 1.283 " |
| over 500,000 CF | \$ 1.150 " |

Billing Frequency: Quarterly

Annual cost per 120 HCF (\approx 90,000 gallons):

| | |
|-----------------------------|-----------|
| Water | \$ 172.44 |
| Sewer | \$ 172.84 |
| Combined | \$ 345.28 |
| Percentage change from 1994 | 0.0% |

Residential Sewer Rates:

Last adjusted: May 24, 1994
Fund: Enterprise

Base charge per bill - includes

| | |
|----------------|-------------|
| first 2,000 CF | \$28.81 |
| over 2,000 CF | \$ 1.44/HCF |

Based on 100% of water usage.

Philadelphia, Pennsylvania

Residential Water Rates:

Last adjusted: July 01, 1995
 Fund: Enterprise

Base charge/bill (5/8" meter) \$ 2.68
 First 2,000 CF \$ 1.217/HCF
 next 98,000 CF \$ 0.939 "
 next 1,900,000 CF \$ 0.818 "
 over 2,000,000 CF \$ 0.631 "

Billing Frequency: Monthly

Annual cost per 120 HCF (≈ 90,000 gallons):

| | |
|-----------------------------|-----------|
| Water | \$ 178.20 |
| Sewer | \$ 342.60 |
| Combined | \$ 520.80 |
| Percentage change from 1994 | 3.1% |

Residential Sewer Rates:

Last adjusted: July 01, 1994
 Fund: Enterprise

Base charge/bill (5/8 " meter) \$ 16.06
 All units \$ 1.249/HCF
 Based on 100% of water usage.

Portland, Maine

Residential Water Rates:

Last adjusted: November 01, 1994
 Fund: Enterprise

Base charge per bill - includes
 first 100 CF \$ 7.61
 next 2,900 CF \$ 1.92/HCF
 next 7,000 CF \$ 1.32 "
 next 40,000 CF \$ 0.85 "
 over 50,000 CF \$ 0.62 "

Billing Frequency: Monthly

Annual cost per 120 HCF (≈ 90,000 gallons):

| | |
|-----------------------------|-----------|
| Water | \$ 298.68 |
| Sewer | \$ 400.80 |
| Combined | \$ 699.48 |
| Percentage change from 1994 | 9.1% |

Residential Sewer Rates:

Last adjusted: June 22, 1995
 Fund: Enterprise

Base charge per bill - includes
 first 200 CF \$ 6.68
 over 200 CF \$ 3.34/HCF
 Based on 100% of water usage.

Providence, Rhode Island

Residential Water Rates:

Last adjusted: February, 1995
 Fund: Enterprise

Base charge per bill \$ 11.35
 First 1,000 CF \$ 0.66/HCF
 over 1,000 CF \$ 0.58 "

Residential Sewer Rates:

Last adjusted: March 24, 1995
 Fund: Enterprise

Annual Fixed Fee \$44.23
 All units \$.93/HCF
 (Sewer costs based on service from the Narragansett Bay Commission Field's Point Wastewater Treatment Facility)

Billing Frequency: Quarterly

Annual cost per 120 HCF (≈ 90,000 gallons):

| | |
|-----------------------------|-----------|
| Water | \$ 118.20 |
| Sewer | \$ 155.83 |
| Combined | \$ 274.03 |
| Percentage change from 1994 | 27.8% |

Saint Louis, Missouri

Residential Water Rates:

Last adjusted: July 01, 1995
 Fund: Enterprise

Base charge (5/8" meter) \$13.23
 First 25,000 CF \$ 0.98/HCF
 next 1,975,000 CF \$ 0.77 "
 over 2,000,000 CF \$ 0.58 "

Residential Sewer Rates:

Last adjusted: July 01, 1995
 Fund: Special Revenue

Base charge per bill \$ 4.33
 All units \$ 0.99/HCF
 Based on 100% of water usage.

Billing Frequency: Water Quarterly, Sewer Monthly

Annual cost per 120 HCF (≈ 90,000 gallons):

| | |
|-----------------------------|-----------|
| Water | \$ 170.52 |
| Sewer | \$ 170.76 |
| Combined | \$ 341.28 |
| Percentage change from 1994 | -3.0% |

Saint Paul, Minnesota

Residential Water Rates:

Last adjusted: January 01, 1995
 Fund: Enterprise

Winter - January thru May and December:
 First 100,000 CF/Month \$ 1.26/HCF
 over 100,000 CF/Month \$ 1.13 "

Summer - June thru November:
 First 100,000 CF/Month \$ 1.36/HCF
 over 100,000 CF/Month \$ 1.23 "

Billing Frequency: Quarterly

Annual cost per 120 HCF (≈ 90,000 gallons):
 Water \$ 157.20
 Sewer \$ 265.20
 Combined \$ 422.40
 Percentage change from 1994 7.3%

Residential Sewer Rates:

Last adjusted: January 01, 1995
 Fund: Enterprise

First 100,000 CF \$ 2.21/HCF
 next 400,000 CF \$ 2.19 "
 over 500,000 CF \$ 2.13 "
 Minimum charge of \$7.20 for 3/4" meters.
 Based on 100% of water usage.

San Antonio, Texas

Residential Water Rates:

Last adjusted: September 1, 1994
 Fund: n/a

Base charge/bill (5/8" meter) \$ 5.13
 Winter - November thru June
 First 7,481 gals. \$ 0.661/000 gals.
 next 5,236 gals. \$ 0.950 "
 next 4,488 gals. \$ 1.178 "
 over 17,205 gals. \$ 2.473 "

Summer - July thru October
 First 7,481 gals. \$ 0.639/000 gals.
 next 5,236 gals. \$ 1.032 "
 next 4,488 gals. \$ 1.270 "
 over 17,205 gals. \$ 3.193 "

Billing Frequency: Monthly

Annual cost per 120 HCF (≈ 90,000 gallons):
 Water \$ 120.90
 Sewer \$ 178.00
 Combined \$ 298.90
 Percentage change from 1994 0.0%

Residential Sewer Rates:

Last adjusted: September 1, 1994
 Fund: n/a

First 1,496 gals. \$ 5.70
 over 1,496 gals. \$ 1.526/000 gals.
 Computed on the basis of average water usage for 90 days during the period beginning after November 15 and ending March 15 of each year.
 New customers or customers moving from one location to another who would not have a winter record of water usage are billed an Unaveraged Residential Charge of \$15.97 per month.

San Diego, California

Residential Water Rates:

Last adjusted: July 01, 1995
Fund: Enterprise

Base charge/bill (1" meter) \$ 6.24
First 2,000 CF/Month \$ 1.379/HCF
over 2,000 CF/Month \$ 1.516 "

Billing Frequency: Bi-monthly

Annual cost per 120 HCF (≈ 90,000 gallons):

| | |
|-----------------------------|-----------|
| Water | \$ 208.40 |
| Sewer (1) | \$ 362.16 |
| Combined | \$ 570.56 |
| Percentage change from 1994 | 5.4% |

Residential Sewer Rates:

Effective: July 01, 1995
Fund: Enterprise

Base charge per bill \$13.48
All units \$ 2.26/HCF
Based on 60 day winter usage.
Storm drain \$ 1.68

(1) Single Family Dwelling Customers who were not occupants for at least ½ of the previous winter (Dec. '94 thru Mar. '95) will be billed at least the following Single Family Dwelling Flat Sewer Rate until July 01, 1994:

| | |
|----------------|---------------------------|
| Sewer Base Fee | \$13.48 |
| Sewer Charge | \$32.34 |
| Total | \$45.82/Bi-monthly |

San Francisco, California

Residential Water Rates:

Effective: March 01, 1995
Fund: Enterprise

Base charge/bill (5/8" meter) \$ 6.40
All units \$ 1.17/HCF

Billing Frequency: Bi-monthly

Annual cost per 120 HCF (≈ 90,000 gallons):

| | |
|-----------------------------|-----------|
| Water | \$ 178.80 |
| Sewer | \$ 364.32 |
| Combined | \$ 543.12 |
| Percentage change from 1994 | 0.2% |

Residential Sewer Rates:

Effective: July 01, 1995
Fund: Enterprise

First 600 CF \$ 1.68/HCF
over 600 CF \$ 4.22 "
Based on 90% of water usage.

San Jose, California

Residential Water Rates:

Effective: March 14, 1995
 Fund: n/a

Base charge/bill (5/8" meter) \$ 6.54
 All units \$ 1.266/HCF

Residential Sewer Rates:

Effective: July 01, 1994
 Fund: n/a

Flat rate \$ 18.96
 Storm drain charge \$ 3.75
 Annual charges for a Single Family Residence include the storm drain charge.

Billing Frequency: Monthly

Annual cost per 120 HCF (≈ 90,000 gallons):

| | |
|-----------------------------|---|
| Water | \$ 230.40 |
| Sewer | \$ 272.52 (includes storm drain charge) |
| Combined | \$ 502.92 |
| Percentage change from 1994 | 0.0% |

Seattle, Washington

Residential Water Rates:

Last adjusted: January 01, 1995
 Fund: Enterprise

Base charge/bill (5/8" meter) \$ 2.80

Winter - September thru May
 All units \$ 1.333/HCF

Summer - June thru August
 First 500 CF/Month \$ 1.333/HCF
 over 500 CF/Month \$ 2.089 "

Residential Sewer Rates:

Last adjusted: January 01, 1995
 Fund: Enterprise

All units \$ 3.73/HCF
 Based on winter water consumption.

Billing Frequency: Bi-monthly

Annual cost per 120 HCF (≈ 90,000 gallons):

| | |
|-----------------------------|-----------|
| Water | \$ 191.88 |
| Sewer | \$ 447.60 |
| Combined | \$ 639.48 |
| Percentage change from 1994 | 8.6% |

Washington, District of Columbia

Residential Water Rates:

Last adjusted: October 01, 1986
Fund: Enterprise

All units \$ 1.004/HCF

Billing Frequency: Quarterly

Annual cost per 120 HCF (\approx 90,000 gallons):

| | |
|-----------------------------|-----------|
| Water | \$ 120.48 |
| Sewer | \$ 223.68 |
| Combined | \$ 344.16 |
| Percentage change from 1994 | 0.0% |

Residential Sewer Rates:

Last adjusted: October 01, 1986
Fund: Enterprise

All units \$ 1.864/HCF
Based on 100% of water usage.

[This page intentionally left blank]

APPENDIX

**COMBINED ANNUAL WATER AND SEWER CHARGES
1994**

| | WATER | SEWER | COMBINED |
|--------------------------|-----------------|-----------------|-----------------|
| Arlington (W/S) | \$261.80 | \$240.00 | \$501.80 |
| Ashland (S) | 242.80 | 377.20 | 620.00 |
| Bedford (W/S) | 284.00 | 413.00 | 697.00 |
| Belmont (W/S) | 198.00 | 564.00 | 762.00 |
| Boston (W/S) | 239.09 | 411.01 | 650.10 |
| Braintree (S) | 178.00 | 334.00 | 512.00 |
| Brookline (W/S) | 288.00 | 318.00 | 606.00 |
| Burlington (S) | 102.90 | 261.20 | 364.10 |
| Cambridge (S/partial W) | 177.60 | 340.80 | 518.40 |
| Canton (S/partial W) | 224.64 | 321.60 | 546.24 |
| Chelsea (W/S) | 176.40 | 393.60 | 570.00 |
| Chicopee (W) | 152.00 | 194.25 | 346.25 |
| Clinton (W/S) | 87.60 | 65.70 | 153.30 |
| Dedham (S) | 428.08 | 218.16 | 646.24 |
| Everett (W/S) | 177.60 | 334.80 | 512.40 |
| Framingham (W/S) | 174.00 | 345.00 | 519.00 |
| Hingham (S) | 282.36 | 498.00 | 780.36 |
| Holbrook (S) | 130.00 | 364.00 | 494.00 |
| Leominster (partial W) | 138.00 | 120.00 | 258.00 |
| Lexington (W/S) | 219.60 | 374.80 | 594.40 |
| Lynn (partial W) | 240.12 | 288.12 | 528.24 |
| Malden (W/S) | 144.60 | 333.60 | 478.20 |
| Marblehead (W) | 193.00 | 338.00 | 531.00 |
| Marlborough (partial W) | 210.00 | 204.00 | 414.00 |
| Medford (W/S) | 214.80 | 435.60 | 650.40 |
| Melrose (W/S) | 204.00 | 484.92 | 688.92 |
| Milton (W/S) | 177.60 | 499.20 | 676.80 |
| Nahant (W) | 384.00 | 561.60 | 945.60 |
| Natick (S) | 156.00 | 484.80 | 640.80 |
| Needham (S/partial W) | 110.40 | 481.20 | 591.60 |
| Newton (W/S) | 204.80 | 346.80 | 551.60 |
| Northborough (partial W) | 192.00 | 282.60 | 474.60 |
| Norwood (W/S) | 154.80 | 319.32 | 474.12 |
| Peabody (partial W) | 178.80 | 208.20 | 387.00 |
| Quincy (W/S) | 152.40 | 411.60 | 564.00 |
| Randolph (S) | 120.00 | 378.70 | 498.70 |
| Reading (S) | 279.60 | 615.60 | 895.20 |
| Revere (W/S) | 178.80 | 381.60 | 560.40 |
| Saugus (W) | 141.00 | 156.00 | 297.00 |
| Somerville (W/S) | 202.80 | 303.60 | 506.40 |
| Stoneham (W/S) | 228.00 | 528.00 | 756.00 |
| Stoughton (S) | 218.04 | 624.00 | 842.04 |
| Swampscott (W) | 237.60 | 253.20 | 490.80 |
| Wakefield (S/partial W) | 318.00 | 522.00 | 840.00 |
| Walpole (S) | 236.16 | 406.46 | 642.62 |
| Waltham (W/S) | 142.80 | 339.60 | 482.40 |
| Watertown (W/S) | 213.70 | 467.16 | 680.86 |
| Wellesley (S/partial W) | 186.30 | 433.20 | 619.50 |
| Westwood (S) | 428.08 | 430.00 | 858.08 |
| Weymouth (S) | 196.32 | 463.65 | 659.97 |
| Wilbraham (W) | 120.00 | 260.40 | 380.40 |
| Wilmington (S) | 339.60 | 512.40 | 852.00 |
| Winchester (S/partial W) | 150.00 | 231.60 | 381.60 |
| Winthrop (W/S) | 252.00 | 528.00 | 780.00 |
| Woburn (S/partial W) | 116.00 | 198.00 | 314.00 |
| Worcester (partial W) | 193.20 | 158.40 | 351.60 |
| AVERAGE | \$206.75 | \$363.58 | \$570.32 |

*The following communities do not provide municipal sewer services and are therefore not listed:
Lynnfield Water District, South Hadley Fire District #1, Southborough, and Weston.*

**ANNUAL WATER AND SEWER CHARGES IN THOSE COMMUNITIES RECEIVING
SERVICES FROM THE MWRA
1994**

| | WATER | SEWER |
|--------------------------|-----------------|-----------------|
| Arlington (W/S) | \$261.80 | \$240.00 |
| Ashland (S) | - | 377.20 |
| Bedford (W/S) | 284.00 | 413.00 |
| Belmont (W/S) | 198.00 | 564.00 |
| Boston (W/S) | 239.09 | 411.01 |
| Braintree (S) | - | 334.00 |
| Brookline (W/S) | 288.00 | 318.00 |
| Burlington (S) | - | 261.20 |
| Cambridge (S/partial W) | 177.60 | 340.80 |
| Canton (S/partial W) | 224.64 | 321.60 |
| Chelsea (W/S) | 176.40 | 393.60 |
| Chicopee (W) | 152.00 | - |
| Clinton (W/S) | 87.60 | 65.70 |
| Dedham (S) | - | 218.16 |
| Everett (W/S) | 177.60 | 334.80 |
| Framingham (W/S) | 174.00 | 345.00 |
| Hingham (S) | - | 498.00 |
| Holbrook (S) | - | 364.00 |
| Leominster (partial W) | 138.00 | - |
| Lexington (W/S) | 219.60 | 374.80 |
| Lynn (partial W) | 240.12 | - |
| Lynnfield (W) | 177.60 | - |
| Malden (W/S) | 144.60 | 333.60 |
| Marblehead (W) | 193.00 | - |
| Marlborough (partial W) | 210.00 | - |
| Medford (W/S) | 214.80 | 435.60 |
| Melrose (W/S) | 204.00 | 484.92 |
| Milton (W/S) | 177.60 | 499.20 |
| Nahant (W) | 384.00 | - |
| Natick (S) | - | 484.80 |
| Needham (S/partial W) | 110.40 | 481.20 |
| Newton (W/S) | 204.80 | 346.80 |
| Northborough (partial W) | 192.00 | - |
| Norwood (W/S) | 154.80 | 319.32 |
| Peabody (partial W) | 178.80 | - |
| Quincy (W/S) | 152.40 | 411.60 |
| Randolph (S) | - | 378.70 |
| Reading (S) | - | 615.60 |
| Revere (W/S) | 178.80 | 381.60 |
| Saugus (W) | 141.00 | - |
| Somerville (W/S) | 202.80 | 303.60 |
| South Hadley (W) | 278.00 | - |
| Southborough (W) | 261.60 | - |
| Stoneham (W/S) | 228.00 | 528.00 |
| Stoughton (S) | - | 624.00 |
| Swampscott (W) | 237.60 | - |
| Wakefield (S/partial W) | 318.00 | 522.00 |
| Walpole (S) | - | 406.46 |
| Waltham (W/S) | 142.80 | 339.60 |
| Watertown (W/S) | 213.70 | 467.16 |
| Wellesley (S/partial W) | 186.30 | 433.20 |
| Weston (W) | 114.00 | - |
| Westwood (S) | - | 430.00 |
| Weymouth (S) | - | 463.65 |
| Wilbraham (W) | 120.00 | - |
| Wilmington (S) | - | 512.40 |
| Winchester (S/partial W) | 150.00 | 231.60 |
| Winthrop (W/S) | 252.00 | 528.00 |
| Woburn (S/partial W) | 116.00 | 198.00 |
| Worcester (partial W) | 193.20 | - |
| AVERAGE | \$197.20 | \$393.99 |

Water and sewer charges are based on an annual water consumption of 12,000 cubic feet (approximately 90,000 gallons).

**COMPARATIVE ANNUAL RESIDENTIAL WATER AND SEWER CHARGES FOR
SELECTED NON-MWRA COMMUNITIES IN MASSACHUSETTS
1994**

| | WATER | SEWER | COMBINED |
|-------------|----------|----------|----------|
| Abington | \$300.00 | \$240.00 | \$540.00 |
| Agawam | 151.40 | 180.36 | 331.76 |
| Ayer | 108.00 | 240.00 | 348.00 |
| Beverly | 172.80 | 427.20 | 600.00 |
| Brockton | 227.00 | 206.00 | 433.00 |
| Fairhaven | 201.60 | 314.40 | 516.00 |
| Fall River | 63.60 | 115.20 | 178.80 |
| Fitchburg | 155.00 | 102.00 | 257.00 |
| Gloucester | 244.80 | 405.90 | 650.70 |
| Haverhill | 180.00 | 189.60 | 369.60 |
| Holyoke | 162.00 | 175.50 | 337.50 |
| Hudson | 198.00 | 169.20 | 367.20 |
| Lawrence | 162.00 | 168.00 | 330.00 |
| Lowell | 132.00 | 166.80 | 298.80 |
| Medfield | 148.80 | 249.75 | 398.55 |
| New Bedford | 102.00 | 319.56 | 421.56 |
| Salem | 138.00 | 170.40 | 308.40 |
| Springfield | 118.80 | 146.00 | 264.80 |
| Tewksbury | 337.50 | 252.00 | 589.50 |

**COMPARATIVE ANNUAL RESIDENTIAL WATER AND SEWER CHARGES
FOR MAJOR U.S. CITIES
1994**

| | WATER | SEWER | COMBINED |
|-------------------|-----------------|-----------------|-----------------|
| Austin, TX | \$216.30 | \$303.60 | \$519.90 |
| Boston, MA | 239.09 | 411.01 | 650.10 |
| Columbus, OH | 153.72 | 207.44 | 361.16 |
| Dallas, TX | 146.10 | 190.68 | 336.78 |
| Detroit, MI | 94.80 | 91.80 | 186.60 |
| Forth Worth, TX | 190.20 | 183.60 | 373.80 |
| Honolulu, HI | 170.70 | 355.03 | 525.73 |
| Houston, TX | 259.80 | 276.30 | 536.10 |
| Indianapolis, IN | 203.40 | 126.41 | 329.81 |
| Jacksonville, FL | 147.84 | 334.74 | 482.58 |
| Los Angeles, CA | 211.13 | 97.63 | 308.76 |
| Milwaukee, WI | 152.20 | 131.36 | 283.56 |
| MWRA Service Area | 206.75 | 363.47 | 570.22 |
| New Orleans, LA | 222.60 | 163.59 | 386.19 |
| New York, N.Y. | 121.20 | 192.72 | 313.92 |
| Newark, N.J. | 172.44 | 172.84 | 345.28 |
| Philadelphia, PA | 172.80 | 332.28 | 505.08 |
| Portland, ME | 289.56 | 351.60 | 641.16 |
| Providence, RI | 103.72 | 110.64 | 214.36 |
| Saint Louis, MO | 151.24 | 200.76 | 352.00 |
| Saint Paul, MINN | 147.60 | 246.00 | 393.60 |
| San Antonio, TX | 120.90 | 178.00 | 298.90 |
| San Diego, CA | 192.60 | 348.96 | 541.56 |
| San Francisco, CA | 177.60 | 364.32 | 541.92 |
| San Jose, CA | 230.40 | 272.52 | 502.92 |
| Seattle, WA | 184.45 | 404.40 | 588.85 |
| Washington, D.C. | 120.48 | 223.68 | 344.16 |
| AVERAGE | \$177.76 | \$245.75 | \$423.52 |