

# **MWRA ADVISORY BOARD**

## **ANNUAL WATER & SEWER RETAIL RATE SURVEY**

---

***NOVEMBER 1996***



**THE COMMUNITY ADVISORY BOARD TO THE  
MASSACHUSETTS WATER RESOURCES AUTHORITY**

---

---

## **1996-1997 EXECUTIVE COMMITTEE**

<b>CHAIRMAN:</b>	Andrew Pappastergion (Brookline)
<b>CO-VICE CHAIR OF FINANCE:</b>	Phil Farrington (Stoughton) and Katherine Haynes Dunphy (Milton)
<b>VICE CHAIR OF OPERATIONS:</b>	Andrew DeSantis (Chelsea)
<b>SECRETARY:</b>	Edward Sullivan (Canton)
<b>TREASURER:</b>	Joseph Foti (Somerville)
<b>AT LARGE:</b>	Bernard Cooper (Norwood) Guy Carbone (Belmont) Neil Callahan (Malden) Peter Hersey (Melrose) Frank Lagrotteria (Weymouth) Michael Nicoloro (Cambridge) Joseph Nargi (Everett) Steven Powers (Winchester) Stanley Stanzin (Needham) John Sullivan Jr. (Boston) Walter Woods (Wellesley)

***The Massachusetts Water Resources Authority (MWRA) Advisory Board.....***

was established by the Legislature of the Commonwealth to represent the sixty communities in the MWRA service area. Through annual comments and recommendations on the Authority's budget and rates, the Advisory Board provides a ratepayer's perspective on the MWRA's plans and policies to improve the region's water and sewer system.

For more information call (617) 742-7561, fax (617) 742-4614, or write:

MWRA Advisory Board  
11 Beacon Street  
Suite 1010  
Boston, MA 02108-3002

**Advisory Board  
Communities:**

Arlington  
Ashland  
Bedford  
Belmont  
Boston  
Braintree  
Brookline  
Burlington  
Cambridge  
Canton  
Chelsea  
Chicopee  
Clinton  
Dedham  
Everett  
Framingham  
Hingham  
Holbrook  
Leominster  
Lexington  
Lynn  
Lynnfield  
Malden  
Marblehead  
Marlborough  
Medford  
Melrose  
Milton  
Nahant  
Natick  
Needham  
Newton  
Northborough  
Norwood  
Peabody  
Quincy  
Randolph  
Reading  
Revere  
Saugus  
Somerville  
South Hadley  
Southborough  
Stoneham  
Stoughton  
Swampscott  
Wakefield  
Walpole  
Waltham  
Watertown  
Wellesley  
Weston  
Westwood  
Weymouth  
Wilbraham  
Wilmington  
Winchester  
Winthrop  
Woburn  
Worcester

---

# MWRA

---

# Advisory Board

---

ANNUAL WATER & SEWER RETAIL RATE SURVEY  
NOVEMBER 1996

Joseph E. Favaloro  
Executive Director

---

# **ANNUAL WATER AND SEWER RETAIL RATE SURVEY**

## **TABLE OF CONTENTS**

<b><i>SECTION</i></b>	<b><i>PAGE</i></b>
Introduction	iii
MWRA Community 1996 Water and Sewer Charges	1
Selected Non-MWRA Massachusetts Community Charges	A1
Residential 1996 Water and Sewer Charges for U.S. Cities	B1
Appendix	Appendix 1

**[This page intentionally left blank.]**

## INTRODUCTION

---

**T**his is the tenth "Annual Water and Sewer Retail Rate Survey" prepared by the Massachusetts Water Resources Authority (MWRA) Advisory Board, providing a comparative snapshot of water and sewer retail rates for each community in the MWRA service area. In addition, this is the fourth year in which the survey also incorporates rate information for other Massachusetts communities not in the MWRA service area, as well as other cities nationwide.

This year's survey is the second to reflect the impacts of the new MWRA sewer rate methodology. The Advisory Board was instrumental in developing the new methodology which allocates operating costs based on total metered flow and allocates capital costs based upon a combination of maximum monthly flow, contributing population, and census population. Implementation of the new methodology took place on July 1, 1995 with first year impacts on communities mitigated by a floor and ceiling for rate changes.

For the past several years the Rate Survey has been the Advisory Board's most requested document. We hope that municipal officials, water and sewer industry professionals and concerned citizens continue to find the information presented in the survey useful and informative. As always, we welcome any questions or suggestions regarding this survey which will allow us to provide a stronger document in future years. Please do not hesitate to contact our office at (617) 742-7561 with your feedback.

### The MWRA Advisory Board

---

The MWRA Advisory Board was created by the Massachusetts Legislature in 1984 to represent the interests of Massachusetts Water Resources Authority service area communities. The Advisory Board is comprised of one representative from each of the sixty communities that receive water and/or sewer services from the MWRA, and one from the Metropolitan Area Planning Council. In addition six people are appointed by the Governor to include a person with skills and expertise in matters relating to environmental protection, one representative each from the Connecticut River basin, the Quabbin/Ware watershed areas, and the Wachusett watershed area, plus two persons qualified by membership or affiliation in organizations concerned with the recreational or commercial uses of the Boston Harbor.

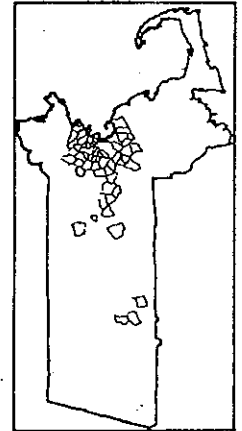
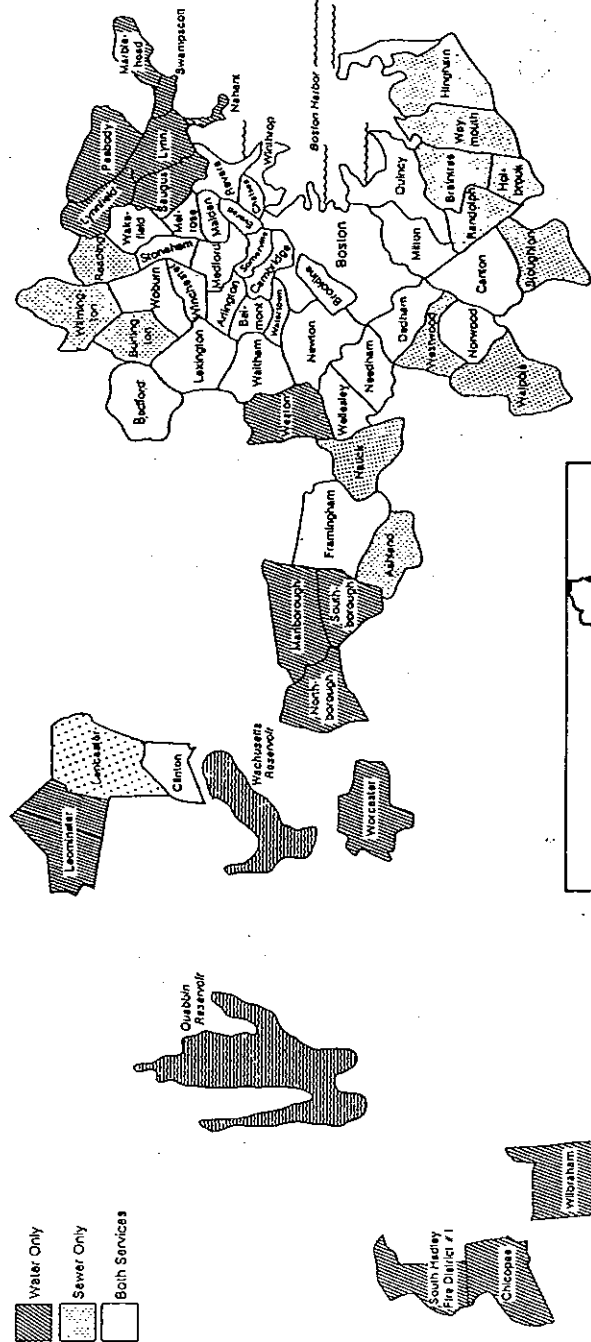
The Advisory Board actively monitors the MWRA's programs from the perspective of ratepayers, and has been delegated specific responsibilities by the Massachusetts Legislature. These include:

- ◆ serving as a watchdog over the MWRA to insure proper management and budgetary control at the MWRA;
- ◆ making recommendations to the MWRA on annual expense budgets, capital facility programs, business planning, and user charges;
- ◆ holding hearings on matters relating to the MWRA and making recommendations to the Governor and the Legislature regarding the MWRA; and,
- ◆ appointing three members to the eleven member MWRA Board of Directors.

Advisory Board programmatic and budget recommendations have led to significant savings for MWRA ratepayers. The Advisory Board has outlined a multi-faceted approach to managing rates which includes reductions in proposed capital outlays, tighter current expense budgeting controls, and attainment of state and federal assistance. The Advisory Board's efforts resulted in a 1.3% rate increase for FY96, and a less than 5% increase for FY97. Special assignments, including the development of the MWRA sewer rate methodology, a cost-benefit analysis of MWRA covered storage projects, and the Advisory Board's current efforts to develop a system expansion policy, emphasize the ongoing constructive relationship between the Advisory Board and the Authority to establish the most cost-effective and efficient water and wastewater systems possible.

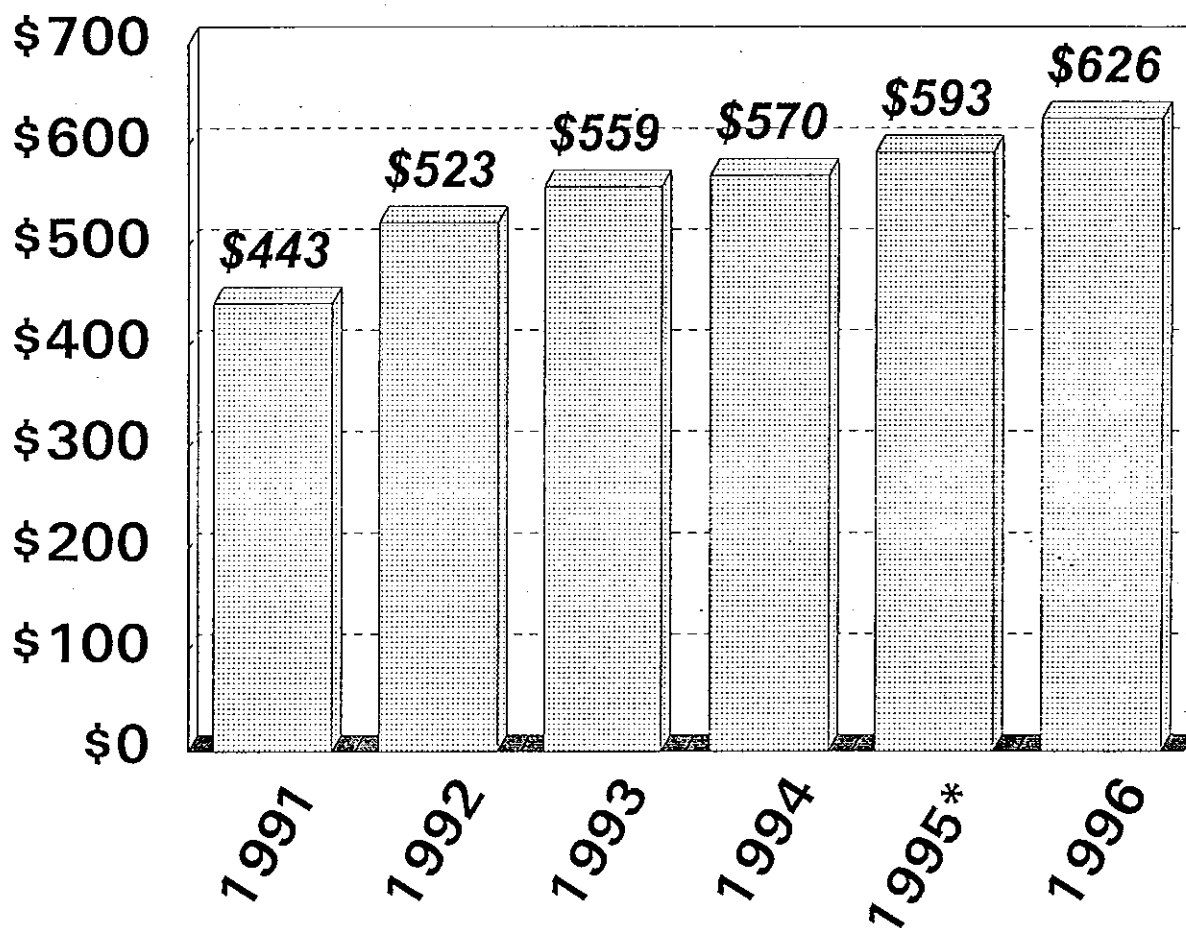
**[This page intentionally left blank.]**

**MWRA SERVICE AREA-**






### Combined Annual Water & Sewer Charges in MWRA Communities 1991 - 1996



\* 1995 rate is a revised figure.

\*\* Charges are based on annual consumption of 12,000 cubic feet (approximately 90,000 gallons).

## 1996 COMBINED RETAIL WATER & SEWER COMMUNITY CHARGE COMPARISONS



NOTE: Charges are based on an annual water consumption of 12,000 cubic feet (approximately 90,000 gallons).

<b>MWRA SYSTEMWIDE SUMMARY DATA 1995-1996</b>		
	<b>1995</b>	<b>1996</b>
<b>Avg. combined water and sewer cost*</b>	\$593.01	\$625.67
<b>Percent change from prior year*</b>	4.0%	5.5%
<b><u>BILLING FREQUENCY</u></b>		
<b>Semi-annual</b>	19	18
<b>Tri-annual</b>	4	3
<b>Quarterly</b>	33	35
<b>Bi-monthly</b>	2	2
<b>Monthly</b>	2	2
<b><u>WATER RATE STRUCTURE</u></b>		
<b>Ascending Block with Base Charge</b>	12	14
<b>Ascending Block only</b>	16	17
<b>Flat Rate with Base Charge</b>	7	6
<b>Flat Rate only</b>	24	22
<b>Fixed Fee</b>	1	1
<b><u>ELDERLY/LOW-INCOME DISCOUNTS</u></b>		
<b>Yes</b>	19	19
<b>No (or n/a)</b>	41	41
<b><u>DEBT SERVICE EXCLUSION</u></b>		
	2	2
<b><u>CHANGES IN COMBINED WATER AND SEWER CHARGES*</u></b>		
<b>Decrease</b>	8	6
<b>No change</b>	24	23
<b>0 to 10% increase</b>	18	18
<b>10% to 20% increase</b>	8	12
<b>20% to 30% increase</b>	2	0
<b>30% to 40% increase</b>	0	0
<b>40% to 50% increase</b>	0	0
<b>Greater than 50% increase</b>	0	1
<i>*Based on revised figures for 1995.</i>		

ANNUAL WATER AND SEWER CHARGES IN COMMUNITIES RECEIVING SERVICES FROM THE MWRA 1996		
	WATER	SEWER
Arlington (W/S)	\$261.80	\$240.00
Ashland (S)	-	420.40
Bedford (S/partial W)	320.00	449.00
Belmont (W/S)	350.00	564.00
Boston (W/S)	239.09	411.01
Braintree (S)	-	512.00
Brookline (W/S)	300.00	384.00
Burlington (S)	-	261.20
Cambridge (S/partial W)	214.80	386.40
Canton (S/partial W)	224.64	419.88
Chelsea (W/S)	175.20	524.40
Chicopee (W)	152.00	-
Clinton (W/S)	87.60	65.70
Dedham (S)	-	334.08
Everett (W/S)	177.60	322.80
Framingham (W/S)	171.00	318.00
Hingham (S)	-	546.00
Holbrook (S)	-	288.00
Leominster (partial W)	138.00	-
Lexington (W/S)	219.60	450.40
Lynn (partial W)	256.92	-
Lynnfield (W)	177.60	-
Malden (W/S)	165.00	373.00
Marblehead (W)	205.00	-
Marlborough (partial W)	252.00	-
Medford (W/S)	214.34	435.48
Melrose (W/S)	234.00	484.92
Milton (W/S)	254.40	556.80
Nahant (W)	530.40	-
Natick (S)	-	465.60
Needham (S/partial W)	135.60	535.20
Newton (W/S)	204.80	430.00
Northborough (partial W)	192.00	-
Norwood (W/S)	146.40	365.40
Peabody (partial W)	227.40	-
Quincy (W/S)	182.40	411.60
Randolph (S)	-	365.40
Reading (S)	-	476.40
Revere (W/S)	181.20	405.11
Saugus (W)	141.00	-
Somerville (W/S)	192.00	303.60
South Hadley (W)	278.00	-
Southborough (W)	261.60	-
Stoneham	180.00	588.00
Stoughton (S)	-	681.60
Swampscott (W)	285.60	-
Wakefield (S/partial W)	300.00	582.00
Walpole (S)	-	428.83
Waltham (W/S)	159.24	348.96
Watertown (W/S)	248.00	494.70
Wellesley (S/partial W)	198.30	439.20
Weston (W)	114.00	-
Westwood (S)	-	547.00
Weymouth (S)	-	477.36
Wilbraham (W)	156.00	-
Wilmington (S)	-	324.00
Winchester (S/partial W)	150.00	231.60
Winthrop (W/S)	270.00	535.20
Woburn (S/partial W)	136.00	234.00
Worcester (partial W)	226.80	-
AVERAGE	\$214.94	\$418.60
Percent change	4.1%	3.7%
* Water and Sewer Charges are based on an annual water consumption of 12,000 cubic feet (approximately 90,000 gallons)		

**COMBINED ANNUAL WATER AND SEWER CHARGES IN MWRA COMMUNITIES****1996**

(Charges include MWRA, Community, and alternatively supplied services)

	Water	Sewer	Combined	Change
Arlington (W/S)	\$261.80	\$240.00	\$501.80	0.0%
Ashland (S)	306.40	420.40	726.80	0.0%
Bedford (S/partial W)	320.00	449.00	769.00	0.0%
Belmont (W/S)	350.00	564.00	914.00	0.0%
Boston (W/S)	239.09	411.01	650.10	0.0%
Braintree (S)	248.00	512.00	760.00	18.9%
Brookline (W/S)	300.00	384.00	684.00	0.0%
Burlington (S)	102.90	261.20	364.10	0.0%
Cambridge (S/partial W)	214.80	386.40	601.20	5.5%
Canton (S/partial W)	224.64	419.88	644.52	18.0%
Chelsea (W/S)	175.20	524.40	699.60	4.1%
Chicopee (W)	152.00	194.25	346.25	0.0%
Clinton (W/S)	87.60	65.70	153.30	0.0%
Dedham (S)	438.80	334.08	772.88	17.6%
Everett (W/S)	177.60	322.80	500.40	-2.3%
Framingham (W/S)	171.00	318.00	489.00	-5.8%
Hingham (S)	713.16	546.00	1,259.16	65.2%
Holbrook (S)	168.00	288.00	456.00	0.0%
Leominster (partial W)	138.00	120.00	258.00	0.0%
Lexington (W/S)	219.60	450.40	670.00	9.5%
Lynn (partial W)	256.92	355.32	612.24	15.9%
Malden (W/S)	165.00	373.00	538.00	12.5%
Marblehead (W)	205.00	411.00	616.00	13.2%
Marlborough (partial W)	252.00	246.00	498.00	16.9%
Medford (W/S)	214.34	435.48	649.82	0.0%
Melrose (W/S)	234.00	484.92	718.92	4.4%
Milton (W/S)	254.40	556.80	811.20	11.9%
Nahant (W)	530.40	646.80	1,177.20	11.1%
Natick (S)	160.80	465.60	626.40	0.0%
Needham (S/partial W)	135.60	535.20	670.80	7.1%
Newton (W/S)	204.80	430.00	634.80	15.1%
Northborough (partial W)	192.00	282.60	474.60	0.0%
Norwood (W/S)	146.40	365.40	511.80	7.9%
Peabody (partial W)	227.40	262.80	490.20	0.0%
Quincy (W/S)	182.40	411.60	594.00	0.0%
Randolph (S)	138.00	365.40	503.40	0.0%
Reading (S)	342.00	476.40	818.40	-1.4%
Revere (W/S)	181.20	405.11	586.31	7.4%
Saugus (W)	141.00	156.00	297.00	0.0%
Somerville (W/S)	192.00	303.60	495.60	0.0%
Stoneham	180.00	588.00	768.00	-2.3%
Stoughton (S)	242.54	681.60	924.14	4.3%
Swampscott (W)	285.60	304.80	590.40	13.1%
Wakefield (S/partial W)	300.00	582.00	882.00	-2.0%
Walpole (S)	320.52	428.83	749.35	3.6%
Waltham (W/S)	159.24	348.96	508.20	4.3%
Watertown (W/S)	248.00	494.70	742.70	8.0%
Wellesley (S/partial W)	198.30	439.20	637.50	1.9%
Westwood (S)	438.80	547.00	985.80	5.2%
Weymouth (S)	223.48	477.36	700.84	6.2%
Wilbraham (W)	156.00	286.80	442.80	4.2%
Wilmington (S)	295.20	324.00	619.20	-23.6%
Winchester (S/partial W)	150.00	231.60	381.60	0.0%
Winthrop (W/S)	270.00	535.20	805.20	3.2%
Woburn (S/partial W)	136.00	234.00	370.00	17.8%
Worcester (partial W)	226.80	158.40	385.20	6.6%
<b>AVERAGE</b>	<b>\$235.62</b>	<b>\$390.05</b>	<b>\$625.67</b>	<b>5.5%</b>

\*The following communities do not provide municipal sewer services and are therefore not listed:  
 Lynnfield Water District, South Hadley Fire District #1, Southborough, and Weston.

**Arlington (W/S)****Residential Water Rates:**

Last adjusted: July 1, 1994  
Fund: Enterprise

Base charge per bill \$16.90  
first 20,000 CF \$ 1.90/HCF  
over 20,000 CF \$ 2.80 "

Billing Frequency: Semi-annual

Annual cost per 120 HCF ( $\approx$  90,000 gallons):

Water	\$ 261.80
Sewer	\$ 240.00
Combined	\$ 501.80
Percentage change from 1995	0.0%

**Residential Sewer Rates:**

Last adjusted: July 1, 1994  
Fund: Enterprise

All units \$ 2.00/HCF  
Based on 100% of water usage.

**Commercial Water Rates:**

Same as residential

**Commercial Sewer Rates:**

Same as residential

Elderly and/or Lower Income Discounts: n/a

Arlington implemented the debt service exclusion as provided for under General Law 59 Section 21C(n).

**Ashland (S)****Residential Water Rates:**

Last adjusted: July, 1995  
Fund: Enterprise

Base Charge per bill \$15.00  
1 - 2,000 CF \$ 2.25/HCF  
2,001 - 7,000 CF \$ 2.33 "  
7,001 - 15,000 CF \$ 2.38 "  
15,000 - 30,000 CF \$ 2.43 "  
over 30,000 CF \$ 2.50 "

Billing Frequency: Semi-annual

Annual cost per 120 HCF ( $\approx$  90,000 gallons):

Water	\$ 306.40
Sewer	\$ 420.40
Combined	\$ 726.80
Percentage change from 1995	0.0%

**Residential Sewer Rates:**

Last adjusted: July, 1995  
Fund: Enterprise

Base Charge per bill \$15.00  
1 - 2,000 CF \$ 3.20/HCF  
2,001 - 7,000 CF \$ 3.28 "  
7,001 - 15,000 CF \$ 3.33 "  
15,000 - 30,000 CF \$ 3.38 "  
over 30,000 CF \$ 3.45 "  
Based on 100% of water usage.

**Commercial Water Rates:**

Same as residential

**Commercial Sewer Rates:**

Same as residential

Elderly and/or Lower Income Discounts: Yes

- ◆ Only 58% of Ashland's census population is sewerred.
- ◆ The 0.0% increase for 1996 is based upon July 1995 figures. Last year's 1995 survey cited the rates established in December 1993.

**Bedford (S/partial W)****Residential Water Rates:**

Last adjusted: July 24, 1995  
Fund: General

0 - 2,000 CF \$ 1.20/HCF  
over 2,001 CF \$ 3.40 "

Billing Frequency: Semi-annual

Annual cost per 120 HCF ( $\approx$  90,000 gallons):

Water	\$ 320.00
Sewer	\$ 449.00
Combined	\$ 769.00
Percentage change from 1995	0.0%

**Residential Sewer Rates:**

Last adjusted: July 24, 1995  
Fund: General

0 - 2,500 CF \$ 2.40/HCF  
over 2,501 CF \$ 4.70 "

Based on 100% of water usage.

**Commercial Water Rates:**

\$3.40/HCF

**Commercial Sewer Rates:**

\$4.70/HCF

Elderly and/or Lower Income Discounts: No

Only 81% of Bedford's census population is sewered.

**Belmont (W/S)****Residential Water Rates:**

Last adjusted: July 1, 1995  
Fund: Special Revenue

Base charge per bill \$11.00  
All units \$ 2.55/HCF

Billing Frequency: Quarterly

Annual cost per 120 HCF ( $\approx$  90,000 gallons):

Water	\$ 350.00
Sewer	\$ 564.00
Combined	\$ 914.00
Percentage change from 1995	0.0%

**Residential Sewer Rates:**

Last adjusted: October 1, 1993  
Fund: General

All units \$ 4.70/HCF  
Based on 100% of water usage.

**Commercial Water Rates:**

Same as residential

**Commercial Sewer Rates:**

Same as residential

Elderly and/or Lower Income Discounts: Yes, water only. First 8 HCF = \$11.00, all units beyond 8 HCF = \$1.75.

**Boston - Boston Water and Sewer Commission (W/S)****Residential Water Rates:**

Last adjusted: February 1, 1993  
Fund: Enterprise

First 19 CF/Daily	\$1.991/HCF
next 20 CF	\$1.994 "
next 50 CF	\$1.999 "
next 70 CF	\$2.003 "
next 190 CF	\$2.010 "
next 250 CF	\$2.012 "
next 700 CF	\$2.019 "
next 1,700 CF	\$2.023 "
next 3,000 CF	\$2.028 "
over 5,999 CF	\$2.032 "

Billing Frequency: Monthly

Annual cost per 120 HCF ( $\approx$  90,000 gallons):

Water	\$ 239.09
Sewer	\$ 411.01
Combined	\$ 650.10
Percentage change from 1995	0.0%

**Commercial Water Rates:**

Same as residential

Elderly and/or Lower Income Discounts: 25% Elderly/Disabled Discount on water charges only.

**Residential Sewer Rates:**

Last adjusted: February 1, 1993  
Fund: Enterprise

First 19 CF/Daily	\$3.409/HCF
next 20 CF	\$3.447 "
next 50 CF	\$3.488 "
next 70 CF	\$3.528 "
next 190 CF	\$3.567 "
next 250 CF	\$3.608 "
next 700 CF	\$3.649 "
next 1,700 CF	\$3.686 "
next 3,000 CF	\$3.727 "
over 5,999 CF	\$3.765 "

Based on 100% of water usage.

**Commercial Sewer Rates:**

Same as residential



**Braintree (S)****Residential Water Rates:**

Last adjusted: October 1, 1996  
Fund: Enterprise

Base charge per bill	\$ 10.00
0-5/HCF	\$ 1.40/HCF
6-35/HCF	\$ 1.80/HCF
over 35 HCF	\$ 2.00/HCF

Billing Frequency: Quarterly

Annual cost per 120 HCF ( $\approx$  90,000 gallons):

Water	\$ 248.00
Sewer	\$ 512.00
Combined	\$ 760.00
Percentage change from 1995	18.94%

**Commercial Water Rates:**

Same as residential

Elderly and/or Lower Income Discounts: No

**Residential Sewer Rates:**

Last adjusted: October 1, 1996  
Fund: Enterprise

Base charge per bill	\$ 10.00
0-5/HCF	\$ 3.60/HCF
6-35/HCF	\$ 4.00/HCF
over 35 HCF	\$ 4.90/HCF

Based on 100% of water usage.

**Commercial Sewer Rates:**

Same as residential

The 18.94% rate increase is based upon the revised rates that went into effect in October 1995 and not upon the October 1993 figures cited in the 1995 Survey. The October 1993 figures were \$178 and \$334 per 120 HCF for water and sewer respectively.

**Brookline (W/S)****Residential Water Rates:**

Last adjusted: January 1, 1995  
Fund: Enterprise

All units \$ 2.50/HCF

Billing Frequency: Quarterly

Annual cost per 120 HCF ( $\approx$  90,000 gallons):

Water	\$ 300.00
Sewer	\$ 384.00
Combined	\$ 684.00
Percentage change from 1995	0.0%

**Commercial Water Rates:**

Same as residential

Elderly and/or Lower Income Discounts: No

**Residential Sewer Rates:**

Last adjusted: January 1, 1995  
Fund: Enterprise

All units \$ 3.20/HCF  
Based on 100% of water usage.

**Commercial Sewer Rates:**

Same as residential

**Burlington (S)****Residential Water Rates:**

Last adjusted: July 1, 1992  
Fund: General

Base charge per bill - includes  
first 20,000 gals. \$18.80  
20,001 - 30,000 gals. \$ 1.21/000 gals.  
30,001 - 50,000 gals. \$ 1.37 "  
50,001 - 70,000 gals. \$ 1.68 "  
over 70,001 gals. \$ 2.00 "

**Residential Sewer Rates:**

Last adjusted: July 1, 1992  
Fund: Enterprise

Base charge per bill - includes  
first 20,000 gals. \$37.60  
20,001 - 30,000 gals. \$ 3.45/000 gals.  
30,001 - 50,000 gals. \$ 3.90 "  
50,001 - 70,000 gals. \$ 4.80 "  
over 70,001 gals. \$ 5.70 "  
Based on 100% of water usage.

Billing Frequency: Semi-annual residential. Commercial quarterly.

Annual cost per 120 HCF ( $\approx$  90,000 gallons):

Water	\$ 102.90
Sewer	\$ 261.20
Combined	\$ 364.10
Percentage change from 1995	0.0%

**Commercial Water Rates:**

Base charge per bill - includes  
first 10,000 gals. \$ 9.40  
10,001 - 15,000 gals. \$ 1.26/000 gals.  
15,001 - 35,000 gals. \$ 1.37 "  
over 35,001 gals. \$ 1.89 "

**Commercial Sewer Rates:**

Base charge per bill - includes  
first 10,000 gals. \$18.80  
10,001 - 15,000 gals. \$ 3.60/000 gals.  
15,001 - 35,000 gals. \$ 3.90 "  
over 35,001 gals. \$ 5.40 "

Elderly and/or Lower Income Discounts: No

**Cambridge (S/partial W)****Residential Water Rates:**

Last adjusted: July 1, 1996  
Fund: Enterprise

0 - 40 HCF	\$ 1.79/HCF
41 - 400 HCF	\$ 1.93 "
401 - 2,000 HCF	\$ 2.04 "
2,001 - 10,000 HCF	\$ 2.18 "
over 10,000 HCF	\$ 2.34 "

Billing Frequency: Quarterly

Annual cost per 120 HCF ( $\approx$  90,000 gallons):

Water	\$ 214.80
Sewer	\$ 386.40
Combined	\$ 601.20
Percentage change from 1995	5.47%

**Commercial Water Rates:**

Same as residential

**Residential Sewer Rates:**

Last adjusted: July 1, 1996  
Fund: General

0 - 40 HCF	\$ 3.22/HCF
41 - 400 HCF	\$ 3.41 "
401 - 2,000 HCF	\$ 3.67 "
2,001 - 10,000 HCF	\$ 3.95 "
over 10,000 HCF	\$ 4.19 "

Based on 100% of water usage.

**Commercial Sewer Rates:**

Same as residential

Elderly and/or Lower Income Discounts: Yes, residents over 65 who own/occupy their own home are eligible for a 10% discount on water/sewer bills, not to exceed \$60.00 per year.

**Canton (S/partial W)****Residential Water Rates:**

Last adjusted: July 1, 1993  
Fund: Enterprise

0 - 17 HCF	\$ 1.78/HCF
18 - 45 HCF	\$ 1.94 "
46 - 83 HCF	\$ 2.01 "
over 83 HCF	\$ 2.26 "

Billing Frequency: Tri-annual

Annual cost per 120 HCF ( $\approx$  90,000 gallons):

Water	\$ 224.64
Sewer	\$ 419.88
Combined	\$ 644.52
Percentage change from 1995	17.99%

**Commercial Water Rates:**

Same as residential except industrial and agricultural accounts.

Elderly and/or Lower Income Discounts: No

**Residential Sewer Rates:**

Last adjusted: July 1, 1996  
Fund: Enterprise

0 - 17 HCF	\$ 3.20/HCF
18 - 45 HCF	\$ 3.72 "
46 - 83 HCF	\$ 4.44 "
over 83 HCF	\$ 4.87 "

Based on 100% of water usage.

**Commercial Sewer Rates:**

Same as residential except industrial and agricultural accounts.

Only 73% of the census population is sewered.

---

**Chelsea (W/S)**

---

**Residential Water Rates:**

Last adjusted: July 1, 1996  
Fund: Enterprise

All units \$ 1.46/HCF

Billing Frequency: Monthly

Annual cost per 120 HCF ( $\approx$  90,000 gallons):

Water

Sewer

Combined

Percentage change from 1995

**Residential Sewer Rates:**

Last adjusted: July 1, 1996  
Fund: Enterprise

All units \$ 4.37/HCF  
Based on 100% of water usage.

\$ 175.20

\$ 524.40

\$ 699.60

4.1%

**Commercial Water Rates:**

Same as residential

Elderly and/or Lower Income Discounts: No

**Commercial Sewer Rates:**

Same as residential

---

**Chicopee (W)**

---

**Residential Water Rates:**

Last adjusted: January 1, 1992  
Fund: Special Revenue

Base charge per bill - includes

first 1,000 CF \$14.00

1,000 CF \$ 1.20/HCF

Billing Frequency: Quarterly

Annual cost per 120 HCF ( $\approx$  90,000 gallons):

Water

Sewer

Combined

Percentage change from 1995

**Residential Sewer Rates:**

Last adjusted: October 1, 1992  
Fund: Special Revenue

All units \$ 1.75/HCF  
Based on 100% of water usage, with a summer discount of 30% during the months of June, July and August.

\$ 152.00

\$ 194.25

\$ 346.25

0.0%

**Commercial/Industrial Water Rates:**

Accounts with consumption in excess of 1.2 million CF/YR \$ 0.50/HCF

Elderly and/or Lower Income Discounts: No

**Commercial/Industrial Sewer Rates:**

Same as residential

---

**Clinton (W/S)**

---

**Residential Water Rates:**

Last adjusted: July 1, 1990  
Fund: General

All units \$ 0.73/HCF

Billing Frequency: Semi-annual

Annual cost per 120 HCF ( $\approx$  90,000 gallons):

Water	\$ 87.60
Sewer	\$ 65.70
Combined	\$ 153.30
Percentage change from 1995	0.0%

**Residential Sewer Rates:**

Last adjusted: July 1, 1990  
Fund: Enterprise

Sewer bill is 75% of water bill

**Commercial Water Rates:**

Same as residential

Elderly and/or Lower Income Discounts: No

**Commercial Sewer Rates:**

Same as residential

---

**Dedham (S)**

---

**Residential Water Rates:**

Last adjusted: January 1, 1995  
Fund: General

Base charge per bill - includes  
first 500 CF \$28.20  
over 500 CF \$ 3.26/HCF

Billing Frequency: Quarterly

Annual cost per 120 HCF ( $\approx$  90,000 gallons):

Water	\$ 438.80
Sewer	\$ 334.08
Combined	\$ 772.88
Percentage change from 1995	17.6%

**Residential Sewer Rates:**

Last adjusted: July 1, 1996  
Fund: General

All units \$ 4.64/HCF  
Based on 60% of water usage.

**Commercial Water Rates:**

Minimum charge 5/8" meter  
with 900 CF allowance \$41.25

Minimum charge 3/4" meter  
with 1,500 CF allowance \$66.75

Minimum charge 1" meter  
with 2,400 CF allowance \$108.00

Minimum charge 1 1/2" meter  
with 4,800 CF allowance \$215.97

Minimum charge 2" meter  
with 7,500 CF allowance \$339.69

**Commercial Sewer Rates:**

All units \$ 4.64/HCF  
Based on 60% of water usage.

Minimum charge 3" meter with 15,000 CF allowance	\$667.50
Minimum charge 4" meter with 24,000 CF allowance	\$1,079.49
Minimum charge 6" meter with 48,000 CF allowance	\$2,159.79
Minimum charge 8" meter with 96,000 CF allowance	\$4,081.59
All units in excess of allowance	\$ 3.26/HCF

Elderly and/or Lower Income Discounts: No

---

### Everett (W/S)

---

#### Residential Water Rates:

Last adjusted: July 1, 1993  
Fund: General

First 10,000 CF \$ 1.48/HCF  
over 10,000 CF \$ 1.85 "

Billing Frequency: Quarterly

Annual cost per 120 HCF ( $\approx$  90,000 gallons):

Water	\$ 177.60
Sewer	\$ 322.80
Combined	\$ 500.40
Percentage change from 1995	-2.34%

#### Commercial Water Rates:

Same as residential

Elderly and/or Lower Income Discounts: Yes, 15% on water.

#### Residential Sewer Rates:

Last adjusted: July 1, 1996  
Fund: General

First 10,000 CF \$ 2.69/HCF  
over 10,000 CF \$ 3.79 "  
Based on 100% of water usage.

#### Commercial Sewer Rates:

Same as residential

**Framingham (W/S)****Residential Water Rates:**

Last adjusted: July 22, 1996  
Fund: Enterprise

Base charge per bill	\$ 11.00
1 - 52 HCF	\$ 1.15/HCF
53 - 1,000 HCF	\$ 1.40 "
over 1,000	\$ 1.75 "

Billing Frequency: Tri-annual

Annual cost per 120 HCF ( $\approx$  90,000 gallons):

Water	\$ 171.00
Sewer	\$ 318.00
Combined	\$ 489.00
Percentage change from 1995	-5.78%

**Residential Sewer Rates:**

Last adjusted: July 22, 1996  
Fund: Enterprise

Base charge per bill	\$ 6.00
1 - 52 HCF	\$ 2.50/HCF
53 - 1,000	\$ 3.70 "
over 1,000	\$ 5.65 "

Based on 100% of water usage.

**Commercial Water Rates:**

Same as residential

**Commercial Sewer Rates:**

Same as residential

Elderly and/or Lower Income Discounts: Yes on water only.

**Hingham (S)****Residential Water Rates:**

Last adjusted: June 1, 1996  
Fund: Private Company

Base charge per bill	\$ 76.35
0 - 36 HCF	\$ 2.040/HCF
37 - 839 HCF	\$ 1.073/HCF
Over 839 HCF	\$ .900/HCF
Consumption charge for water treatment facility lease 1/HCF	\$ .795/HCF
Consumption charge for water treatment O&M 1/HCF	\$ .563/HCF

Billing Frequency: Water Quarterly, Sewer Semi-annual

Annual cost per 120 HCF ( $\approx$  90,000 gallons):

Water	\$ 713.16
Sewer	\$ 546.00
Combined	\$ 1259.16
Percentage change from 1995	65.17%

**Residential Sewer Rates:**

Last adjusted: May 29, 1996  
Fund: Special-Revenue

All units	4.55/HCF
-----------	----------

Based on 100% of water usage.

**Commercial Water Rates:**

n/a

**Commercial Sewer Rates:**

n/a

Elderly and/or Lower Income Discounts: n/a

- ◆ Of Hingham's census population, only 31% has access to local sewers receiving MWRA wholesale sewer service. Of this population, 83% (or 26% of Hingham's total census population) is sewered.
- ◆ Hingham's water services are provided by the Massachusetts-American Water Company.
- ◆ The water increase is due mainly to the costs associated a treatment facility that went on-line in April.

**Holbrook (S)****Residential Water Rates:**

Last adjusted: October 1, 1995  
Fund: n/a

All units \$1.40/HCF

Billing Frequency: Semi-annual

Annual cost per 120 HCF ( $\approx$  90,000 gallons):

Water	\$ 168.00
Sewer	\$ 288.00
Combined	\$ 456.00
Percentage change from 1995	0.0%

**Residential Sewer Rates:**

Last adjusted: October 1, 1995  
Fund: General

All Units \$2.40/HCF

**Commercial Water Rates:**

All units \$ 1.45/HCF

**Commercial Sewer Rates:**

All units \$ 2.50/HCF

Elderly and/or Lower Income Discounts: No

Only 58.5% of the census population is sewerred. This is only the second year that Holbrook has charged metered water and sewer rates for residential users. Prior to this year users faced semi-annual flat fee charges.

**Leominster (partial W)****Residential Water Rates:**

Last adjusted: April 1, 1990  
Fund: Special Revenue

All units \$ 1.15/HCF

Billing Frequency: Quarterly

Annual cost per 120 HCF ( $\approx$  90,000 gallons):

Water	\$ 138.00
Sewer	\$ 120.00
Combined	\$ 258.00
Percentage change from 1995	0.0%

**Residential Sewer Rates:**

Last adjusted: April 1, 1990  
Fund: Special Revenue

All units \$ 1.00/HCF  
Based on 100% of water usage.

**Commercial Water Rates:**

n/a

**Commercial Sewer Rates:**

n/a

Elderly and/or Lower Income Discounts: n/a



---

**Lexington (W/S)**

---

**Residential Water Rates:**

Last adjusted: November, 1995  
Fund: Enterprise

First 10 HCF	\$ 1.18/HCF
11 - 20 HCF	\$ 1.72 "
21 - 80 HCF	\$ 2.02 "
81 - 160 HCF	\$ 3.32 "
161 - 200 HCF	\$ 3.40 "
over 200 HCF	\$ 3.45 "

**Residential Sewer Rates:**

Last adjusted: November, 1995  
Fund: Enterprise

First 10 HCF	\$ 1.67/HCF
11 - 20 HCF	\$ 3.55 "
21 - 40 HCF	\$ 3.68 "
41 - 80 HCF	\$ 4.97 "
81 - 120 HCF	\$ 6.95 "
121 - 160 HCF	\$ 7.10 "
161 - 200 HCF	\$ 7.32 "
over 200 HCF	\$ 7.35 "

Based on 100% of water usage.

Billing Frequency: Semi-annual

Annual cost per 120 HCF ( $\approx$  90,000 gallons):

Water	\$ 219.60
Sewer	\$ 450.40
Combined	\$ 670.00
Percentage change from 1995	9.5%

**Commercial Water Rates:**

Same as residential

Elderly and/or Lower Income Discounts: No

**Commercial Sewer Rates:**

Same as residential

---

**Lynn (partial W)**

---

**Residential Water Rates:**

Last adjusted: July 1, 1996  
Fund: Enterprise

0 - 2,700 CF	\$ 2.14/HCF
2,800 - 7,300 CF	\$ 2.15 "
7,400 - 281,000 CF	\$ 2.16 "
over 281,000 CF	\$ 2.17 "

Billing Frequency: Quarterly

Annual cost per 120 HCF ( $\approx$  90,000 gallons):

Water	\$ 256.92
Sewer	\$ 355.32
Combined	\$ 612.24
Percentage change from 1995	15.9%

**Residential Sewer Rates:**

Last adjusted: July 1, 1996  
Fund: Enterprise

0 - 2,700 CF	\$ 2.96/HCF
2,800 - 7,300 CF	\$ 2.97 "
7,400 - 281,000 CF	\$ 2.98 "
over 281,000 CF	\$ 2.99 "

Based on 100% of water usage.

**Commercial Water Rates:**

Same as residential

Elderly and Disabled Discounts: Yes for owner occupied discounts on water service for widows and widowers, elderly, and fully disabled.

**Commercial Sewer Rates:**

Same as residential

---

**Lynnfield - Lynnfield Water District (W)**


---

**Residential Water Rates:**

Last adjusted: October 01, 1994  
Fund: n/a

Base charge per bill - includes  
first 2,000 CF \$36.00  
2,000 - 10,000 CF \$ 1.32/HCF  
over 10,000 CF \$ 1.50 "

Billing Frequency: Semi-annual

Annual cost per 120 HCF ( $\approx$  90,000 gallons):

Water	\$ 177.60
Sewer	\$ not sewered
Combined	\$ 177.60
Percentage change from 1995	0.0%

**Commercial Water Rates:**

Base charge per quarterly bill - includes  
first 1,000 CF \$ 18.00  
1,000 - 5,000 CF \$ 1.32 "  
over 5,000 CF \$ 1.50 "

Elderly and/or Lower Income Discounts: n/a

**Residential Sewer Rates:**

Last adjusted: n/a  
Fund: n/a

Community not sewered

**Commercial Sewer Rates:**

n/a

---

**Malden (W/S)**


---

**Residential Water Rates:**

Last adjusted: June 30, 1996  
Fund: Enterprise

Base charge per bill - includes  
first 1,000 CF \$15.00  
1,001 - 5,000 CF \$ 1.23/HCF  
5,001 - 75,000 CF \$ 1.83 "  
over 75,000 CF \$ 2.23 "

Billing Frequency: Semi-annual

Annual cost per 120 HCF ( $\approx$  90,000 gallons):

Water	\$ 165.00
Sewer	\$ 373.00
Combined	\$ 538.00
Percentage change from 1995	12.51%

**Commercial Water Rates:**

n/a

Elderly and/or Lower Income Discounts: n/a

**Residential Sewer Rates:**

Last adjusted: June 30, 1996  
Fund: Enterprise

Base charge per bill - includes  
first 1,000 CF \$15.00  
1,001 - 5,000 CF \$ 3.01/HCF  
5,001 - 75,000 CF \$ 5.11 "  
over 75,000 CF \$ 5.65 "  
Based on 100% of water usage.

**Commercial Sewer Rates:**

n/a

---

**Marblehead (W)**

---

**Residential Water Rates:**

Last adjusted: July 1, 1996  
Fund: Enterprise

Base charge per quarter \$ 6.25  
First 3,000 CF \$ 1.50/HCF  
over 3,000 CF \$ 1.80 "

Billing Frequency: Quarterly

Annual cost per 120 HCF ( $\approx$  90,000 gallons):

Water	\$ 205.00
Sewer	\$ 411.00
Combined	\$ 616.00
Percentage change from 1995	13.24%

**Residential Sewer Rates:**

Last adjusted: July 1, 1996  
Fund: Enterprise

Base charge per quarter \$ 3.75  
First 3,000 CF \$ 3.30/HCF  
over 3,000 CF \$ 3.60 "  
Based on 100% of water usage.

**Commercial Water Rates:**

Same as residential

Elderly and/or Lower Income Discounts: No

**Commercial Sewer Rates:**

Same as residential

Marblehead is a member of the South Essex Sewer District.

---

**Marlborough (partial W)**

---

**Residential Water Rates:**

Last adjusted: July 1, 1996  
Fund: Enterprise

All units \$ 2.10/HCF

Billing Frequency: Quarterly for residencies. Monthly for large volume users.

Annual cost per 120 HCF ( $\approx$  90,000 gallons):

Water	\$ 252.00
Sewer	\$ 246.00
Combined	\$ 498.00
Percentage change from 1995	16.9%

**Residential Sewer Rates:**

Last adjusted: July 1, 1996  
Fund: Enterprise

All units \$ 2.05/HCF  
Based on 100% of water usage.

**Commercial Water Rates:**

Same as residential

Elderly and/or Lower Income Discounts: No

**Commercial Sewer Rates:**

Same as residential

**Medford (W/S)****Residential Water Rates:**

Last adjusted: September 1994  
Fund: Enterprise

All units \$ 1.7862/HCF

Billing Frequency: Quarterly

Annual cost per 120 HCF ( $\approx$  90,000 gallons):

Water	\$ 214.34
Sewer	\$ 435.48
Combined	\$ 649.82
Percentage change from 1995	0.0%

**Residential Sewer Rates:**

Last adjusted: September 1994  
Fund: Enterprise

All units \$ 3.6289/HCF  
Based on 100% of water usage.

**Commercial Water Rates:**

Same as residential

Elderly and/or Lower Income Discounts: Yes

**Commercial Sewer Rates:**

Same as residential

Rates remain unchanged from 1995, however, rates listed in the 1995 Survey are slightly higher due to the use of non-rounded figures.

**Melrose (W/S)****Residential Water Rates:**

Last adjusted: June 17, 1996  
Fund: Enterprise

All units \$ 1.95/HCF

Billing Frequency: Quarterly

Annual cost per 120 HCF ( $\approx$  90,000 gallons):

Water	\$ 234.00
Sewer	\$ 484.92
Combined	\$ 718.92
Percentage change from 1995	4.35%

**Residential Sewer Rates:**

Last adjusted: July 18, 1994  
Fund: Enterprise

All units \$ 4.49/HCF  
Based on 90% of water usage.

**Commercial Water Rates:**

All units \$ 2.42/HCF

**Commercial Sewer Rates:**

All units \$ 4.49/HCF

Elderly and/or Lower Income Discounts: Yes, 20% discount on water and sewer.

---

**Milton (W/S)**

---

**Residential Water Rates:**

Last adjusted: July 1, 1996  
Fund: Special Revenue

Base charge per bill - includes  
From 0 - 6 HCF \$ 6.00  
over 6 HCF \$ 2.40/HCF

Billing Frequency: Quarterly

Annual cost per 120 HCF ( $\approx$  90,000 gallons):

Water	\$ 254.40
Sewer	\$ 556.80
Combined	\$ 811.20
Percentage change from 1995	11.92%

**Residential Sewer Rates:**

Last adjusted: July 1, 1996  
Fund: Special Revenue

Base charge per bill - includes  
From 0 - 6 HCF \$ 6.00  
over 6 HCF \$ 5.55/HCF  
Based on 100% of water usage.

**Commercial Water Rates:**

Same as residential

Elderly and/or Lower Income Discounts: No

**Commercial Sewer Rates:**

Same as residential

---

**Nahant (W)**

---

**Residential Water Rates:**

Last adjusted: July, 1996  
Fund: General

All units \$ 4.42/HCF

Billing Frequency: Tri-annual

Annual cost per 120 HCF ( $\approx$  90,000 gallons):

Water	\$ 530.40
Sewer	\$ 646.80
Combined	\$ 1,177.20
Percentage change from 1995	11.10%

**Residential Sewer Rates:**

Last adjusted: July, 1996  
Fund: General

All units \$ 5.39/HCF  
Based on 100% of water usage.

**Commercial Water Rates:**

Same as residential

Elderly and/or Lower Income Discounts: No

**Commercial Sewer Rates:**

Same as residential

Nahant receives wholesale wastewater services from the Lynn Water and Sewer Commission.

**Natick (S)****Residential Water Rates:**

Last adjusted: July, 1995  
Fund: General

All units \$ 1.34/HCF

Billing Frequency: Quarterly

Annual cost per 120 HCF ( $\approx$  90,000 gallons):

Water	\$ 160.80
Sewer	\$ 465.60
Combined	\$ 626.40
Percentage change from 1995	0.0%

**Residential Sewer Rates:**

Last adjusted: July, 1995  
Fund: General

All units \$ 3.88/HCF  
Based on 100% water usage.

**Commercial Water Rates:**

n/a

**Commercial Sewer Rates:**

n/a

Elderly and/or Lower Income Discounts: n/a

Only 82% of Natick's census population is sewered.

**Needham (S/partial W)****Residential Water Rates:**

Last adjusted: September 30, 1996  
Fund: Enterprise

1-12/HCF	\$ 1.01/HCF
13-30/HCF	\$ 1.21/HCF
31-50/HCF	\$ 1.37/HCF
over 50/HCF	\$ 1.44/HCF

Billing Frequency: Quarterly

Annual cost per 120 HCF ( $\approx$  90,000 gallons):

Water	\$ 135.60
Sewer	\$ 535.20
Combined	\$ 670.80
Percentage change from 1995	7.09%

**Residential Sewer Rates:**

Last adjusted: September 30, 1996  
Fund: Enterprise

1-15/HCF	\$ 4.19/HCF
16-30/HCF	\$ 4.73/HCF
31-50/HCF	\$ 5.16/HCF
over 50/HCF	\$ 5.31/HCF

Based on 100% of water usage.

**Commercial Water Rates:**

Same as residential

**Commercial Sewer Rates:**

Same as residential with the exception of Coca-Cola:  
1-15/HCF \$2.47; 16-30/HCF \$2.79;  
31-50/HCF \$3.04; over 50/HCF \$3.13

Elderly and/or Lower Income Discounts: n/a

- ◆ Only 88% of Needham's census population is sewered.
- ◆ A tiered rate structure has been adopted for 1996. 1995 rates were flat fees of \$ 0.99/HCF for water and \$ 4.32/HCF for sewer.

---

**Newton (W/S)**

---

**Residential Water Rates:**

Last adjusted: May 18, 1994  
Fund: Special Revenue

First 20 HCF \$ 1.60/HCF  
21 - 70 HCF \$ 1.92 "  
over 70 HCF \$ 2.30 "

Billing Frequency: Quarterly

Annual cost per 120 HCF ( $\approx$  90,000 gallons):

Water	\$ 204.80
Sewer	\$ 430.00
Combined	\$ 634.80
Percentage change from 1995	15.08%

**Residential Sewer Rates:**

Last adjusted: July 7, 1996  
Fund: Special Revenue

First 20 HCF \$ 3.36/HCF  
21 - 70 HCF \$ 4.03 "  
over 70 HCF \$ 4.84 "  
Based on 100% of water usage.

**Commercial Water Rates:**

Same as residential

**Commercial Sewer Rates:**

Same as residential

Elderly and/or Lower Income Discounts: Yes, a 30% discount for water supplied to dwellings owned and inhabited by any person who is certified by the Board of Assessors as qualifying under one or more of the tax exemption programs set out in Massachusetts General Laws.

---

**Northborough (partial W)**

---

**Residential Water Rates:**

Last adjusted: May, 1993  
Fund: Enterprise

All units \$ 1.60/HCF

Billing Frequency: Semi-annual

Annual cost per 120 HCF ( $\approx$  90,000 gallons):

Water	\$ 192.00
Sewer	\$ 282.60
Combined	\$ 474.60
Percentage change from 1995	0.0%

**Residential Sewer Rates:**

Last adjusted: February, 1994  
Fund: Enterprise

All units \$ 2.355/HCF  
Based on 100% of water usage.

**Commercial Water Rates:**

Same as residential

**Commercial Sewer Rates:**

Same as residential

Elderly and/or Lower Income Discounts: Yes

**Norwood (W/S)****Residential Water Rates:**

Last adjusted: August 1, 1996  
Fund: General

First 1,000 CF \$ 1.06/HCF  
over 1,000 CF \$ 1.38 "

Billing Frequency: Bi-monthly

Annual cost per 120 HCF ( $\approx$  90,000 gallons):

Water	\$ 146.40
Sewer	\$ 365.40
Combined	\$ 511.80
Percentage change from 1995	7.95%

**Commercial Water Rates:**

First 500 CF \$ 1.06/HCF  
over 500 CF \$ 1.38 "

Billed on a monthly basis.

Elderly and/or Lower Income Discounts: No

**Residential Sewer Rates:**

Last adjusted: August 1, 1996  
Fund: General

First 600 CF \$ 3.50/HCF  
over 600 CF \$ 6.65 "

Based on 60% of water usage.

**Commercial Sewer Rates:**

First 300 CF \$ 3.50/HCF  
over 300 CF \$ 6.65 "

Based on 60% of water usage.

Billed on a monthly basis.

**Peabody (partial W)****Residential Water Rates:**

Last adjusted: July 1, 1995  
Fund: General

First 15 HCF \$ 1.81/HCF  
over 15 HCF \$ 1.98 "

Billing Frequency: Quarterly

Annual cost per 120 HCF ( $\approx$  90,000 gallons):

Water	\$ 227.40
Sewer	\$ 262.80
Combined	\$ 490.20
Percentage change from 1995	0.0%

**Commercial Water Rates:**

First 15 HCF \$ 2.07/HCF  
over 15 HCF \$ 2.27 "

Elderly and/or Lower Income Discounts: No

**Residential Sewer Rates:**

Last adjusted: July 1, 1995  
Fund: General

First 15 HCF \$ 2.09/HCF  
over 15 HCF \$ 2.29 "

Based on 100% of water usage.

**Commercial Sewer Rates:**

First 15 HCF \$ 2.41/HCF  
over 15 HCF \$ 2.66 "

Peabody receives wholesale wastewater service from the South Essex Sewerage District.



---

**Quincy (W/S)**

---

**Residential Water Rates:**

Last adjusted: July 1, 1995  
Fund: General

All units \$ 1.52/HCF

Billing Frequency: Quarterly

Annual cost per 120 HCF ( $\approx$  90,000 gallons):

Water	\$ 182.40
Sewer	\$ 411.60
Combined	\$ 594.00
Percentage change from 1995	0.0%

**Residential Sewer Rates:**

Last adjusted: January 1, 1995  
Fund: General

All units \$ 4.90/HCF  
Based on 70% of water usage

**Commercial Water Rates:**

Same as residential

**Commercial Sewer Rates:**

Same as residential

Elderly and/or Lower Income Discounts: Yes, 25% discount for both water and sewer.

---

**Randolph (S)**

---

**Residential Water Rates:**

Last adjusted: July 1, 1995  
Fund: General

All units \$ 1.15/HCF

Billing Frequency: Semi-annual

Annual cost per 120 HCF ( $\approx$  90,000 gallons):

Water	\$ 138.00
Sewer	\$ 365.40
Combined	\$ 503.40
Percentage change from 1995	0.0%

**Residential Sewer Rates:**

Last adjusted: July 1, 1995  
Fund: General

Base charge - includes  
first 500 CF \$15.00  
next 4,500 CF \$ 2.80/HCF  
over 5,000 CF \$ 4.17 "  
Based on 100% of water usage.

**Commercial Water Rates:**

Same as residential

**Commercial Sewer Rates:**

Same as residential

Elderly and/or Lower Income Discounts: Elderly credit on water only, \$8.00 per year.

---

**Reading (S)**

---

**Residential Water Rates:**

Last adjusted: August 1, 1996  
Fund: Enterprise

All units \$ 2.85/HCF

Billing Frequency: Quarterly

Annual cost per 120 HCF ( $\approx$  90,000 gallons):

Water	\$ 342.00
Sewer	\$ 476.40
Combined	\$ 818.40
Percentage change from 1995	-1.45%

**Residential Sewer Rates:**

Last adjusted: August 1, 1996  
Fund: Enterprise

All units \$3.97/HCF  
Based on 100% of water usage.

**Commercial Water Rates:**

Same as residential

Elderly and/or Lower Income Discounts: No

**Commercial Sewer Rates:**

Same as residential

---

**Revere (W/S)**

---

**Residential Water Rates:**

Last adjusted: July 1, 1996  
Fund: General

All units \$ 1.51/HCF

Billing Frequency: Quarterly for residential. Monthly for Commercial.

Annual cost per 120 HCF ( $\approx$  90,000 gallons):

Water	\$ 181.20
Sewer	\$ 405.11
Combined	\$ 586.31
Percentage change from 1995	7.44%

**Residential Sewer Rates:**

Last adjusted: July 1, 1996  
Fund: General

All units \$ 3.41/HCF  
Based on 99% of water usage.

**Commercial Water Rates:**

Same as residential

Elderly and/or Lower Income Discounts: No

**Commercial Sewer Rates:**

Same as residential

---

**Saugus (W)**

---

**Residential Water Rates:**

Last adjusted: July 1, 1990  
Fund: Enterprise

First 30 HCF	\$ 1.00/HCF
31 - 100 HCF	\$ 1.35 "
101 - 200 HCF	\$ 1.40 "
201 - 500 HCF	\$ 1.50 "
501 - 1,000 HCF	\$ 1.60 "
over 1,000 HCF	\$ 1.70 "

Billing Frequency: Semi-annual

Annual cost per 120 HCF ( $\approx$  90,000 gallons):

Water	\$ 141.00
Sewer	\$ 156.00
Combined	\$ 297.00
Percentage change from 1995	0.0%

**Commercial Water Rates:**

Same as residential

Elderly and/or Lower Income Discounts: No

**Residential Sewer Rates:**

Last adjusted: July 1, 1990  
Fund: Enterprise

First 30 HCF	\$ 1.20/HCF
31 - 100 HCF	\$ 1.40 "
101 - 200 HCF	\$ 1.60 "
201 - 500 HCF	\$ 1.80 "
500 - 1,000 HCF	\$ 2.00 "
over 1,000 HCF	\$ 2.20 "

Based on 100% of water usage.

**Commercial Sewer Rates:**

Same as residential

---

**Somerville (W/S)**

---

**Residential Water Rates:**

Last adjusted: July 1, 1994  
Fund: General

First 50 HCF	\$ 1.60/HCF
51 - 100 HCF	\$ 1.68 "
over 100 HCF	\$ 1.74 "

Billing Frequency: Quarterly

Annual cost per 120 HCF ( $\approx$  90,000 gallons):

Water	\$ 192.00
Sewer	\$ 303.60
Combined	\$ 495.60
Percentage change from 1995	0.0%

**Commercial Water Rates:**

Same as residential

Elderly and/or Lower Income Discounts: No

**Residential Sewer Rates:**

Last adjusted: July 1, 1994  
Fund: General

First 50 HCF	\$ 2.53/HCF
51 - 100 HCF	\$ 2.65 "
over 100 HCF	\$ 2.76 "

Based on 100% of water usage.

**Commercial Sewer Rates:**

Same as residential

---

**South Hadley (W)**

---

**Residential Water Rates:**

Last adjusted: June 1, 1994  
Fund: Special Revenue

Base charge per family unit \$ 5.00  
0 - 250,000,000 CF \$ 2.15/HCF  
over 250,000,000 CF \$ 2.25 "

Billing Frequency: Quarterly

Annual cost per 120 HCF ( $\approx$  90,000 gallons):

Water	\$ 278.00
Sewer	\$ not sewered
Combined	\$ 278.00
Percentage change from 1995	0.0%

**Commercial Water Rates:**

Same as residential

Elderly and/or Lower Income Discounts: No

**Residential Sewer Rates:**

Last adjusted: n/a  
Fund: n/a

Community not sewered.

**Commercial Sewer Rates:**

Same as residential

---

**Southborough (W)**

---

**Residential Water Rates:**

Last adjusted: November 1, 1990  
Fund: Special Revenue

All units \$ 2.18/HCF

Billing Frequency: Quarterly

Annual cost per 120 HCF ( $\approx$  90,000 gallons):

Water	\$ 261.60
Sewer	Not Sewered
Combined	\$ 261.60
Percentage change from 1995	0.0%

**Commercial Water Rates:**

Same as residential

Elderly and/or Lower Income Discounts: Yes, elderly water rate is \$18.17 for the first 1,000 CF and \$2.18 for each additional 100 CF utilized in each billing period.

**Residential Sewer Rates:**

Last adjusted: n/a  
Fund: n/a

Community not sewered.

**Commercial Sewer Rates:**

Same as residential

---

**Stoneham (W/S)**

---

**Residential Water Rates:**

Last adjusted: July 1, 1996  
Fund: Special Revenue

All units \$ 1.50/HCF

Billing Frequency: Quarterly

Annual cost per 120 HCF ( $\approx$  90,000 gallons):

Water	\$ 180.00
Sewer	\$ 588.00
Combined	\$ 768.00
Percentage change from 1995	-2.29%

**Residential Sewer Rates:**

Last adjusted: July 1, 1996  
Fund: Special Revenue

All units \$ 4.90/HCF  
Based on 100% of water usage.

**Commercial Water Rates:**

Same as residential

Elderly and/or Lower Income Discounts: No

**Commercial Sewer Rates:**

Same as residential

---

**Stoughton (S)**

---

**Residential Water Rates:**

Last adjusted: July 1, 1996  
Fund: Enterprise

First 1,000 CF	\$ 37.33
next 1,000 CF	\$ 1.49/HCF
next 3,200 CF	\$ 1.69 "
next 6,600 CF	\$ 1.87 "
next 6,600 CF	\$ 2.05 "
next 6,600 CF	\$ 2.25 "
next 25,000 CF	\$ 2.44 "
next 50,000 CF	\$ 2.60 "
over 100,000 CF	\$ 3.09 "

Billing Frequency: Semi-annual

Annual cost per 120 HCF ( $\approx$  90,000 gallons):

Water	\$ 242.54
Sewer	\$ 681.60
Combined	\$ 924.14
Percentage change from 1995	4.28%

**Residential Sewer Rates:**

Last adjusted: July 1, 1996  
Fund: Enterprise

Customers on town water pay \$5.68/HCF, based on 100% of water usage, with a minimum charge of \$88.55 per billing period.

Customers with private wells pay a flat charge of: \$227.21 per condominium  
\$340.83 per private home

**Commercial Water Rates:**

Same as residential

Elderly and/or Lower Income Discounts: Yes, 15% discount on water only for residents 70 and above.

**Commercial Sewer Rates:**

Same as residential

Only 58% of Stoughton's census population is sewered.

---

**Swampscott (W)**

---

**Residential Water Rates:**

Last adjusted: August 1, 1996  
Fund: General

All units \$ 2.38/HCF

Billing Frequency: Semi-annual

Annual cost per 120 HCF ( $\approx$  90,000 gallons):

Water

Sewer

Combined

Percentage change from 1995

**Residential Sewer Rates:**

Last adjusted: August 1, 1996  
Fund: General

All units \$ 2.54/HCF  
Based on 100% of water usage.

\$ 285.60

\$ 304.80

\$ 590.40

13.1%

**Commercial Water Rates:**

Same as residential

Elderly and/or Lower Income Discounts: No

**Commercial Sewer Rates:**

Same as residential

---

**Wakefield (S/partial W)**

---

**Residential Water Rates:**

Last adjusted: July 1, 1996  
Fund: Enterprise

Base charge per bill \$ 18.00  
All units \$ 1.90/HCF

Billing Frequency: Quarterly

Annual cost per 120 HCF ( $\approx$  90,000 gallons):

Water

Sewer

Combined

Percentage change from 1995

**Residential Sewer Rates:**

Last adjusted: July 1, 1996  
Fund: Enterprise

Base charge per bill \$ 18.00  
All units \$ 4.25/HCF  
Based on 100% of water usage.

\$ 300.00

\$ 582.00

\$ 882.00

-2.0%

**Commercial Water Rates:**

Same as residential

Elderly and/or Lower Income Discounts: No

**Commercial Sewer Rates:**

Same as residential

**Walpole (S)****Residential Water Rates:**

Last adjusted: July 1, 1996  
Fund: Special Revenue

All units \$ 2.671/HCF

**Residential Sewer Rates:**

Last adjusted: July 1, 1996  
Fund: Special Revenue

Base charge per bill - includes  
All units \$4.467/HCF  
Based on 80% of water usage.

Billing Frequency: Quarterly for residential. Monthly for commercial/industrial.

Annual cost per 120 HCF ( $\approx$  90,000 gallons):

Water	\$ 320.52
Sewer	\$ 428.83
Combined	\$ 749.35
Percentage change from 1995	3.62%

**Commercial Water Rates:**

Same as residential

**Commercial Sewer Rates:**

Same as residential

Elderly and/or Lower Income Discounts: No

Only 59% of Walpole's census population is sewerred.

**Waltham (W/S)****Residential Water Rates:**

Last adjusted: January 1, 1996  
Fund: Enterprise

First 800 CF per month	\$ 1.30/HCF
801 - 1,500 CF per month	\$ 1.39 "
1,500 - 4,000 CF per month	\$ 1.68 "
over 4,000	\$ 1.96 "

Billing Frequency: Quarterly

Annual cost per 120 HCF ( $\approx$  90,000 gallons):

Water	\$ 159.24
Sewer	\$ 348.96
Combined	\$ 508.20
Percentage change from 1995	4.26%

**Commercial Water Rates:**

Same as residential

**Residential Sewer Rates:**

Last adjusted: January 1, 1996  
Fund: Enterprise

First 800 CF per month	\$ 2.86/HCF
801 - 1,500 CF per month	\$ 3.10 "
1,500 - 4,000 CF per month	\$ 3.23 "
over 4,000	\$ 3.39

**Commercial Sewer Rates:**

Same as residential

Elderly and/or Lower Income Discounts: No

---

**Watertown (W/S)**

---

**Residential Water Rates:**

Last adjusted: July 1, 1996  
Fund: General

Base charge per bill - includes  
first 25 HCF \$22.50  
over 25 HCF \$ 2.90/HCF

Billing Frequency: Semi-annual

Annual cost per 120 HCF ( $\approx$  90,000 gallons):

Water	\$ 248.00
Sewer	\$ 494.70
Combined	\$ 742.70
Percentage change from 1995	8.04%

**Residential Sewer Rates:**

Last adjusted: July 1, 1996  
Fund: General

All units \$ 4.85/HCF  
Based on 85% of water usage.

**Commercial Water Rates:**

Same as residential

Elderly and/or Lower Income Discounts: No

**Commercial Sewer Rates:**

Same as residential

---

**Wellesley (S/partial W)**

---

**Residential Water Rates:**

Last adjusted: August, 1996  
Fund: Enterprise

Base charge per bill \$ 3.45  
First 2,500 CF \$ 1.48/HCF  
over 2,500:  
winter \$ 1.48 "  
summer (two billing periods) \$ 2.40 "  
outdoor meter (summer) \$ 2.40 "

Billing Frequency: Bi-monthly

Annual cost per 120 HCF ( $\approx$  90,000 gallons):

Water	\$ 198.30
Sewer	\$ 439.20
Combined	\$ 637.50
Percentage change from 1995	1.92%

**Residential Sewer Rates:**

Last adjusted: August, 1995  
Fund: Enterprise

Base charge per bill \$ 3.00  
All units \$ 3.51/HCF  
Based on 100% of water usage.

**Commercial Water Rates:**

"Readiness-to-serve" charge on water meters  
in excess of 5/8". Consumption charges same  
as residential.

Elderly and/or Lower Income Discounts: No

**Commercial Sewer Rates:**

Same as residential



---

**Weston (W)**

---

**Residential Water Rates:**

Last adjusted: January 1, 1993  
Fund: General

First 10,000 CF \$ 0.95/HCF  
next 10,000 CF \$ 1.30 "  
over 20,000 CF \$ 2.20 "  
(Minimum semi-annual charge of \$25.00)

Billing Frequency: Semi-annual

Annual cost per 120 HCF ( $\approx$  90,000 gallons):

Water	\$ 114.00
Sewer	Not Sewered
Combined	\$ 114.00
Percentage change from 1995	0.0%

**Commercial Water Rates:**

All units \$ 2.20/HCF

Elderly and/or Lower Income Discounts: No

**Residential Sewer Rates:**

Last adjusted: n/a  
Fund: n/a

Community not sewered.

**Commercial Sewer Rates:**

n/a

---

**Westwood (S)**

---

**Residential Water Rates:**

Effective: January 1, 1995  
Fund: General

Base charge - includes  
first 500 CF \$28.20  
over 500 CF \$ 3.26

Billing Frequency: Quarterly

Annual cost per 120 HCF ( $\approx$  90,000 gallons):

Water	\$ 438.80
Sewer	\$ 547.00
Combined	\$ 985.80
Percentage change from 1995	5.23%

**Commercial Water Rates:**

Same as residential

Elderly and/or Lower Income Discounts: No

**Residential Sewer Rates:**

Last adjusted: September, 1996  
Fund: Enterprise

Base charge (5/8" meter) \$15.00  
First 25 HCF \$ 3.75/HCF  
25 - 70 HCF \$ 5.60 "  
over 70 HCF \$ 9.70 "  
Based on 100% of water usage.

**Commercial Sewer Rates:**

Same as residential

Only 81% of Westwood's census population is sewered.

**Weymouth (S)****Residential Water Rates:**

Last adjusted: January 1, 1996  
Fund: Enterprise

Base charge per bill \$ 7.30  
First 108 HCF (Annually) \$ 1.54/HCF  
over 108 HCF \$ 2.33 "

Billing Frequency: Quarterly

Annual cost per 120 HCF (≈ 90,000 gallons):

Water	\$ 223.48
Sewer	\$ 477.36
Combined	\$ 700.84
Percentage change from 1995	6.19%

**Commercial Water Rates:**

Base charges per bill:

1" meter	\$ 17.32
1 ½" meter	\$ 34.01
2" meter	\$ 54.05
3" meter	\$107.48
4" meter	\$167.59
6" meter	\$334.56
8" meter	\$534.92
10" meter	\$768.68

Consumption rates same as residential.

Elderly and/or Lower Income Discounts: Yes

**Residential Sewer Rates:**

Last adjusted: January 1, 1996  
Fund: Enterprise

Base charge per bill \$ 3.75  
First 108 HCF (Annually) \$ 3.69/HCF  
over 108 HCF \$ 5.32 "  
Based on 100% of water usage.

Septage fee \$ .05/gal.

**Commercial Sewer Rates:**

Base charges per bill:

1" meter	\$ 5.95
1 ½" meter	\$ 9.70
2" meter	\$ 14.20
3" meter	\$ 26.25
4" meter	\$ 39.75
6" meter	\$ 77.30
8" meter	\$122.35
10" meter	\$174.95

Consumption rates same as residential.

**Wilbraham (W)****Residential Water Rates:**

Last revised: April 1, 1996  
Fund: Enterprise

Minimum bill \$15.60  
First 100 HCF \$ 1.30/HCF  
101 - 200 HCF \$ 1.70 "  
over 200 HCF \$ 2.10 "

Billing Frequency: Semi-annual

Annual cost per 120 HCF ( $\approx$  90,000 gallons):

Water	\$ 156.00
Sewer	\$ 286.80
Combined	\$ 442.80
Percentage change from 1995	4.24%

**Residential Sewer Rates:**

Last adjusted: April 1, 1996  
Fund: Enterprise

All units \$ 2.39/HCF  
Sewer charges for residences is capped at 120 HCF.

**Commercial Water Rates:**

All units \$ 1.30/HCF

Elderly and/or Lower Income Discounts: No

**Commercial Sewer Rates:**

All units \$ 3.11/HCF

Wilbraham receives wholesale water from the MWRA and wastewater services from the City of Springfield.

**Wilmington (S)****Residential Water Rates:**

Last revised: September 1, 1996  
Fund: Special Revenue

All units \$ 2.46/HCF

Billing Frequency: Quarterly

Annual cost per 120 HCF ( $\approx$  90,000 gallons):

Water	\$ 295.20
Sewer	\$ 324.00
Combined	\$ 619.20
Percentage change from 1995	-23.56%

**Residential Sewer Rates:**

Last adjusted: September 1, 1996  
Fund: General

All units \$ 2.70/HCF  
Based on 100% of water usage.

**Commercial Water Rates:**

Same as residential

Elderly and/or Lower Income Discounts: No

**Commercial Sewer Rates:**

Same as residential

Only 13% of Wilmington's census population is sewered.

**Winchester (S/partial W)****Residential Water Rates:**

Last adjusted: July 1, 1994  
Fund: Enterprise

First 1,500 CF \$ 0.53/HCF  
1,600 - 4,500 CF \$ 1.97 "  
over 4,500 CF \$ 3.22 "

Billing Frequency: Quarterly

Annual cost per 120 HCF ( $\approx$  90,000 gallons):

Water	\$ 150.00
Sewer	\$ 231.60
Combined	\$ 381.60
Percentage change from 1995	0.0%

**Commercial Water Rates:**

First 7,500 CF \$ 2.33/HCF  
over 7,500 CF \$ 2.80 "

Elderly and/or Lower Income Discounts: Yes

**Residential Sewer Rates:**

Last adjusted: July 1, 1994  
Fund: Enterprise

First 1,500 CF \$ 0.81/HCF  
1,500 - 4,500 CF \$ 3.05 "  
over 4,500 CF \$ 4.98  
Based on 100% of water usage.

**Commercial Sewer Rates:**

First 7,500 CF \$ 3.23/HCF  
over 7,500 CF \$ 3.87 "

Winchester implemented the debt service exclusion as provided for under General Law 59 Section 21C(n).

**Winthrop (W/S)****Residential Water Rates:**

Last adjusted: July 1, 1996  
Fund: Enterprise

All units \$ 2.25/HCF

Billing Frequency: Quarterly

Annual cost per 120 HCF ( $\approx$  90,000 gallons):

Water	\$ 270.00
Sewer	\$ 535.20
Combined	\$ 805.20
Percentage change from 1995	3.23%

**Commercial Water Rates:**

Same as residential

Elderly and/or Lower Income Discounts: No

**Residential Sewer Rates:**

Last adjusted: July 1, 1996  
Fund: Enterprise

All units \$ 4.46/HCF  
Based on 100% of water usage.

**Commercial Sewer Rates:**

Same as residential

---

**Woburn (S/partial W)**

---

**Residential Water Rates:**

Last adjusted: July, 1996  
Fund: General

Flat rate of \$136.00 per year

Billing Frequency: Quarterly

Annual cost per 120 HCF ( $\approx$  90,000 gallons):

Water	\$ 136.00
Sewer	\$ 234.00
Combined	\$ 370.00
Percentage change from 1995	17.83%

**Residential Sewer Rates:**

Last adjusted: July, 1996  
Fund: General

Flat rate of \$234.00 per year

**Commercial Water Rates:**

All units \$2.77/HCF

Elderly and/or Lower Income Discounts: Yes

**Commercial Sewer Rates:**

304% of water charges

---

**Worcester (partial W)**

---

**Residential Water Rates:**

Last adjusted: July 1, 1996  
Fund: Enterprise

All units \$ 1.89/HCF

Billing Frequency: Semi-annual

Annual cost per 120 HCF ( $\approx$  90,000 gallons):

Water	\$ 226.80
Sewer	\$ 158.40
Combined	\$ 385.20
Percentage change from 1995	6.64%

**Commercial Water Rates:**

Same as residential

Elderly and/or Lower Income Discounts: Yes

**Residential Sewer Rates:**

Last adjusted: July 1, 1996  
Fund: Enterprise

All units \$ 1.65/HCF

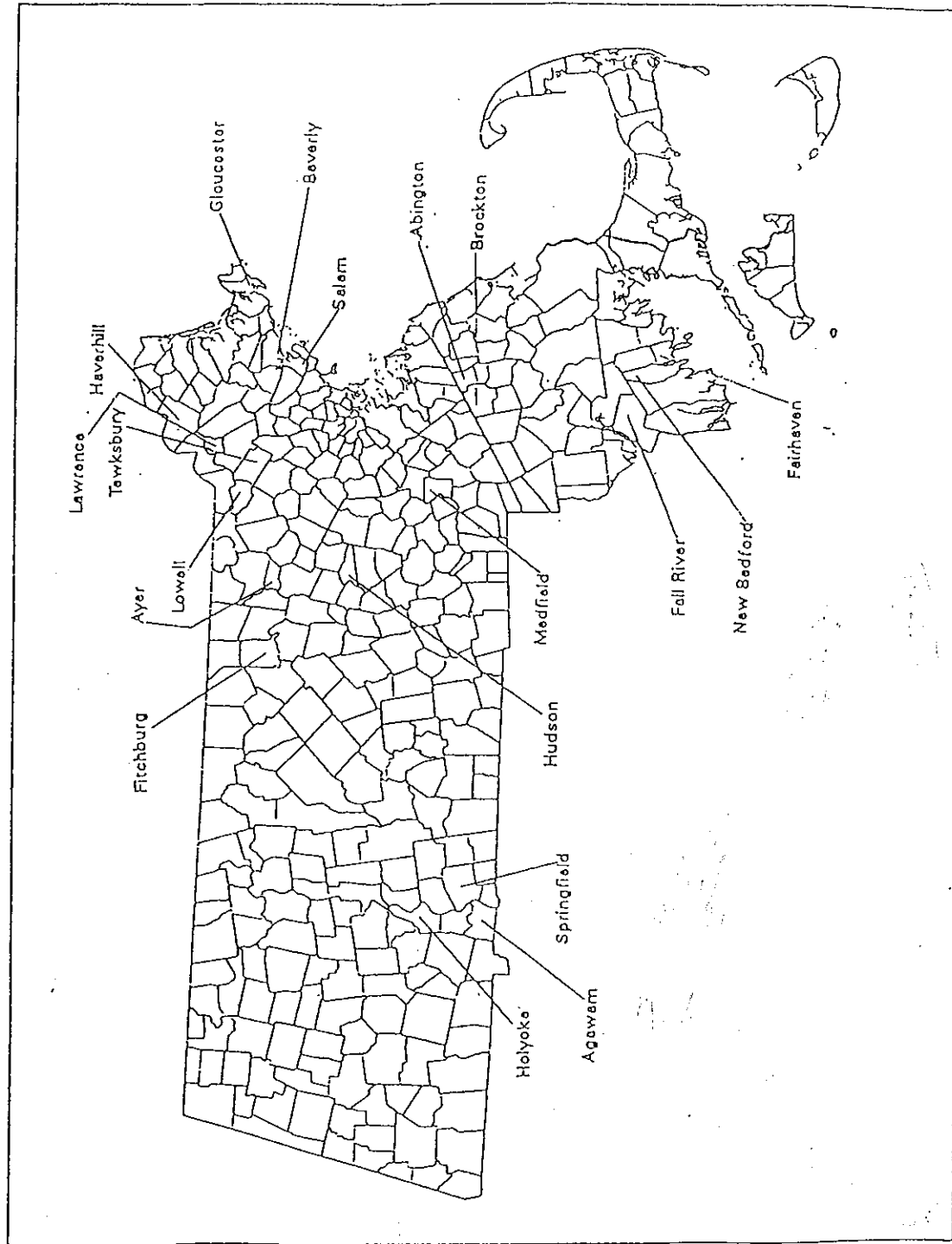
Based on 80% of water usage.

(For meters 1" and larger, sewer usage is based on 100% of water usage.)

**Commercial Sewer Rates:**

See note above

# SELECTED NON-MWRA MASSACHUSETTS COMMUNITIES 1996 WATER AND SEWER CHARGES

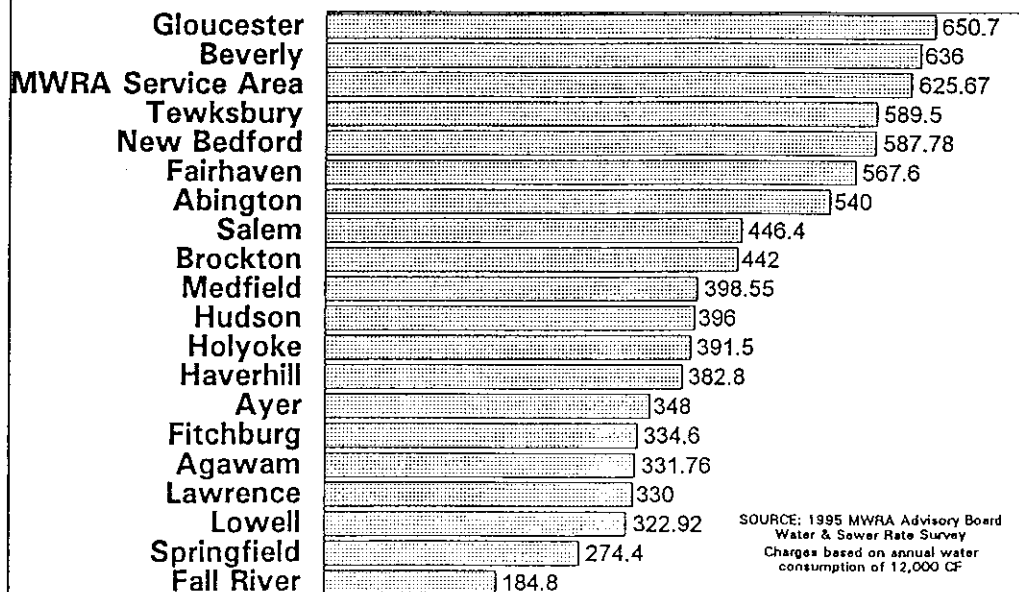


**COMPARATIVE ANNUAL RESIDENTIAL WATER AND SEWER CHARGES FOR  
SELECTED NON-MWRA COMMUNITIES IN MASSACHUSETTS  
1996**

	Water	Sewer	Combined	Percentage Change
Abington	\$300.00	\$240.00	\$540.00	0.00%
Agawam	151.40	180.38	331.78	0.00%
Ayer	108.00	240.00	348.00	0.00%
Beverly	183.80	452.40	636.00	5.16%
Brockton	227.00	215.00	442.00	2.08%
Fairhaven	201.80	368.00	567.80	14.25%
Fall River	89.80	115.20	184.80	3.36%
Fitchburg	238.00	98.80	334.60	22.30%
Gloucester	244.80	405.90	650.70	0.00%
Haverhill	177.60	205.20	382.80	0.00%
Holyoke	218.00	175.50	391.50	10.13%
Hudson	228.80	169.20	398.00	1.23%
Lawrence	162.00	168.00	330.00	0.00%
Lowell	142.80	180.12	322.92	8.07%
Medfield	148.80	249.75	398.55	0.00%
New Bedford	133.42	454.38	587.78	12.39%
Salem	188.00	278.40	446.40	0.00%
Springfield	118.80	155.80	274.40	3.63%
Tewksbury	337.50	252.00	589.50	0.00%

*Water and sewer charges based on an annual water consumption of 12,000 cubic feet (approximately 90,000 gallons).*

**COMPARATIVE CHART OF RESIDENTIAL COMBINED  
WATER AND SEWER CHARGES - 1996**



---

**Abington**


---

**Residential Water Rates:**

Last adjusted: July, 1990  
Fund: Enterprise

Base charge per bill \$10.00  
Meter rental \$ 2.00/year  
All units \$ 2.15/HCF

Billing Frequency: Quarterly

Annual cost per 120 HCF ( $\approx$  90,000 gallons):

Water	\$ 300.00
Sewer	\$ 240.00
Combined	\$ 540.00
Percentage change from 1994	0.0%

**Commercial Water Rates:**

n/a

Elderly and/or Lower Income Discounts: n/a

**Residential Sewer Rates:**

Last adjusted: 1988  
Fund: n/a

All units \$ 2.00/HCF  
Based on 100% of water usage.

**Commercial Sewer Rates:**

n/a

---

**Agawam**


---

**Residential Water Rates:**

Last adjusted: January 1, 1991  
Fund: Enterprise

Annual service charge \$ 29.00  
All units \$ 1.02/HCF

Billing Frequency: Semi-annual

Annual cost per 120 HCF ( $\approx$  90,000 gallons):

Water	\$ 151.40
Sewer	\$ 180.36
Combined	\$ 331.76
Percentage change from 1994	0.0%

**Commercial Water Rates:**

Same as residential

Elderly and/or Lower Income Discounts: Yes

**Residential Sewer Rates:**

Last adjusted: May 1, 1990  
Fund: Special Revenue

Base charge per bill - includes  
first 1,000 CF \$16.70  
Over first 1,000 CF \$ 1.67/HCF  
Based on 90% of water usage.

**Commercial Sewer Rates:**

Same as residential, except sewer usage is based on 100% of water usage.



---

**Ayer**

---

**Residential Water Rates:**

Last adjusted: November, 1995  
Fund: General

First 100/HCF                      \$ 0.90/HCF  
over 100/HCF                      \$ 1.60/HCF

Billing Frequency:              Semi-annual

Annual cost per 120 HCF ( $\approx$  90,000 gallons):

Water	\$ 108.00
Sewer	\$ 240.00
Combined	\$ 348.00
Percentage change from 1995	0.0%

**Commercial Water Rates:**

Same as residential

Elderly and/or Lower Income Discounts: n/a

**Residential Sewer Rates:**

Last adjusted: January 2, 1993  
Fund: General

All units                              \$ 2.00/HCF

Based on 100% of water usage.

**Commercial Sewer Rates:**

Same as residential

---

**Beverly**

---

**Residential Water Rates:**

Last adjusted: July 1, 1996  
Fund: General

All units                              \$ 1.53/HCF

Billing Frequency:              Quarterly

Annual cost per 120 HCF ( $\approx$  90,000 gallons):

Water	\$ 183.60
Sewer	\$ 452.40
Combined	\$ 636.00
Percentage change from 1995	5.16%

**Commercial Water Rates:**

Same as residential

Elderly and/or Lower Income Discounts: No

**Residential Sewer Rates:**

Last adjusted: July 1, 1996  
Fund: General

All units                              \$ 3.77/HCF

Based on 100% of water usage.

**Commercial Sewer Rates:**

Same as residential

---

**Brockton**

---

**Residential Water Rates:**

Last adjusted: January 1, 1994  
Fund: Enterprise

First 5,000 CF	\$ 1.80/HCF
5,000 - 10,000 CF	\$ 2.35 "
10,000 - 20,000 CF	\$ 2.45 "
20,000 - 50,000 CF	\$ 2.55 "
over 50,000 CF	\$ 2.60 "

**Residential Sewer Rates:**

Last adjusted: July 1, 1996  
Fund: Enterprise

First 5,000 CF	\$ 1.72/HCF
5,000 - 10,000 CF	\$ 2.15 "
10,000 - 20,000 CF	\$ 2.52 "
20,000 - 50,000 CF	\$ 2.89 "
50,000 - 175,000 CF	\$ 3.15 "
over 175,000 CF	\$ 3.65 "

Based on 100% of water usage.

Billing Frequency: Semi-annual readings, quarterly payments

Annual cost per 120 HCF ( $\approx$  90,000 gallons):

Water	\$ 227.00
Sewer	\$ 215.00
Combined	\$ 442.00
Percentage change from 1995	2.08%

**Commercial Water Rates:**

Same as residential

Elderly and/or Lower Income Discounts: No

**Commercial Sewer Rates:**

Same as residential

---

**Fairhaven**

---

**Residential Water Rates:**

Last adjusted: July 1, 1990  
Fund: Enterprise

All units	\$ 1.68/HCF
-----------	-------------

**Residential Sewer Rates:**

Last adjusted: July 1, 1996  
Fund: Enterprise

All units	\$ 3.05/HCF
-----------	-------------

Based on 100% of water usage.

Billing Frequency: Semi-annual

Annual cost per 120 HCF ( $\approx$  90,000 gallons):

Water	\$ 201.60
Sewer	\$ 366.00
Combined	\$ 567.60
Percentage change from 1995	14.25%

**Commercial Water Rates:**

Same as residential

Elderly and/or Lower Income Discounts: No

**Commercial Sewer Rates:**

Same as residential

---

**Fall River**

---

**Residential Water Rates:**

Last adjusted: October 21, 1996  
Fund: General

All units \$ 0.58/HCF

Billing Frequency: Semi-annual

Annual cost per 120 HCF ( $\approx$  90,000 gallons):

Water	\$ 69.60
Sewer	\$ 115.20
Combined	\$ 184.80
Percentage change from 1995	3.36%

**Commercial Water Rates:**

All units \$ 0.58/HCF

Elderly and/or Lower Income Discounts: n/a

**Residential Sewer Rates:**

Last adjusted: July 1, 1982  
Fund: Enterprise

All units \$ 0.96/HCF  
Based on 100% of water usage.

**Commercial Sewer Rates:**

All units \$ 0.44/HCF  
Based on 100% of water usage.

---

**Fitchburg**

---

**Residential Water Rates:**

Last adjusted: January 1, 1996  
Fund: Enterprise

Base charge per bill - includes

first 500 CF	\$10.00
over 500 CF	\$ 1.96/HCF

Billing Frequency: Quarterly

Annual cost per 120 HCF ( $\approx$  90,000 gallons):

Water	\$ 236.00
Sewer	\$ 98.60
Combined	\$ 334.60
Percentage change from 1995	22.30%

**Commercial Water Rates:**

Same as residential

Elderly and/or Lower Income Discounts: No

**Residential Sewer Rates:**

Last adjusted: 1985  
Fund: General

Base charge per bill - includes

first 1,300 CF	\$ 10.20
over 1,300 CF	\$ 0.85

Based on 100% of water usage.

**Commercial Sewer Rates:**

Same as residential

The 22.30% rate increase for 1996 is based upon a revised computation of the sewer rate that was miscalculated at a straight \$1.40 per HCF in the 1995 Survey. Thus, the percentage change from 1995 is calculated from the corrected 1995 sewer rate. The 1993 and 1994 Survey sewer figures also neglected to account for the \$10.20 for the first 1,300 CF and calculated the rates at a straight cost of \$ 0.85 per HCF.

---

**Gloucester**

---

**Residential Water Rates:**

Last adjusted: June 14, 1994  
Fund: Special Revenue

All units \$ 2.72/000 gals.

Billing Frequency: Quarterly

Annual cost per 120 HCF ( $\approx$  90,000 gallons):

Water

Sewer

Combined

Percentage change from 1995

**Residential Sewer Rates:**

Last adjusted: June 14, 1994  
Fund: Special Revenue

All units \$ 4.51/000 gals.  
Based on 100% of water usage.

\$ 244.80

\$ 405.90

\$ 650.70

0.0%

**Commercial Water Rates:**

Same as residential

Elderly and/or Lower Income Discounts: n/a

**Commercial Sewer Rates:**

Same as residential

---

**Haverhill**

---

**Residential Water Rates:**

Last adjusted: July 1994  
Fund: Enterprise

All units \$ 1.48/HCF

Billing Frequency: Semi-annual

Annual cost per 120 HCF ( $\approx$  90,000 gallons):

Water

Sewer

Combined

Percentage change from 1995

**Residential Sewer Rates:**

Last adjusted: July 1994  
Fund: Enterprise

All units \$ 1.71/HCF  
Based on 100% of water usage.

\$ 177.60

\$ 205.20

\$ 382.80

0.0%

**Commercial Water Rates:**

Same as residential

Elderly and/or Lower Income Discounts: No

**Commercial Sewer Rates:**

Same as residential

---

**Holyoke**


---

**Residential Water Rates:**

Last adjusted: May, 1996  
Fund: Enterprise

First 15,000 gallons \$36.00  
All units over 15,000 gallons \$ 2.40/000 gals.

**Residential Sewer Rates:**

Last adjusted: July, 1990  
Fund: Enterprise

All units \$ 1.95/000 gals.  
Based on 100% water usage.

Billing Frequency: Quarterly

Annual cost per 120 HCF ( $\approx$  90,000 gallons):

Water	\$ 216.00
Sewer	\$ 175.50
Combined	\$ 391.50
Percentage change from 1995	10.13%

**Commercial Water Rates:**

Same as residential

Elderly and/or Lower Income Discounts: n/a

**Commercial Sewer Rates:**

Same as residential

---

**Hudson**


---

**Residential Water Rates:**

Last adjusted: July, 1996  
Fund: General

All units \$ 1.89/HCF

**Residential Sewer Rates:**

Last adjusted: July, 1996  
Fund: General

All units \$ 1.41/HCF  
Based on 100% of water usage.

Billing Frequency: Quarterly

Annual cost per 120 HCF ( $\approx$  90,000 gallons):

Water	\$ 226.80
Sewer	\$ 169.20
Combined	\$ 396.00
Percentage change from 1995	1.23%

**Commercial Water Rates:**

Same as residential

Elderly and/or Lower Income Discounts: No

**Commercial Sewer Rates:**

Same as residential

---

**Lawrence**

---

**Residential Water Rates:**

Last adjusted: 1988  
Fund: General

All units \$ 1.35/HCF

Billing Frequency: Quarterly

Annual cost per 120 HCF ( $\approx$  90,000 gallons):

Water	\$ 162.00
Sewer	\$ 168.00
Combined	\$ 330.00
Percentage change from 1995	0.0%

**Commercial Water Rates:**

Same as residential

Elderly and/or Lower Income Discounts: n/a

**Residential Sewer Rates:**

Last adjusted: 1993  
Fund: General

1 - 57,500 CF \$ 1.40/HCF  
over 57,500 CF \$ 2.64 "  
Based on 100% of water usage.

**Commercial Sewer Rates:**

Same as residential

---

**Lowell**

---

**Residential Water Rates:**

Last adjusted: July 1, 1996  
Fund: General

First 50 HCF	\$ 1.19/HCF
51-100 HCF	\$ 1.284 "
101-200 HCF	\$ 1.31 "
201-500 HCF	\$ 1.336 "
Over 500 HCF	\$ 1.35 "

Billing Frequency: Quarterly

Annual cost per 120 HCF ( $\approx$  90,000 gallons):

Water	\$ 142.80
Sewer	\$ 180.12
Combined	\$ 322.92
Percentage change from 1995	8.07%

**Commercial Water Rates:**

Same as residential

Elderly and/or Lower Income Discounts: Yes for water only.

**Residential Sewer Rates:**

Last adjusted: July 1, 1996  
Fund: Enterprise

First 50 HCF	\$ 1.501/HCF
51-100 HCF	\$ 1.623 "
101-200 HCF	\$ 1.655 "
201-500 HCF	\$ 1.69 "
Over 500 HCF	\$ 1.723 "

Based on 100% of water usage.

**Commercial Sewer Rates:**

Same as residential

---

**Medfield**

---

**Residential Water Rates:**

Last adjusted: October 1, 1993  
Fund: Enterprise

0 - 35,000 gals. \$ 1.44/000 gals.  
35,000 - 70,000 gals. \$ 2.40 "  
over 70,000 gals. \$ 3.30 "

Billing Frequency: Semi-annual

Annual cost per 120 HCF ( $\approx$  90,000 gallons):

Water	\$ 148.80
Sewer	\$ 249.75
Combined	\$ 398.55
Percentage change from 1995	0.0%

**Residential Sewer Rates:**

Last adjusted: April 1, 1991  
Fund: Enterprise

All units \$ 3.70/000 gals.  
Based on 75% of water usage.

**Commercial Water Rates:**

Same as residential

**Commercial Sewer Rates:**

Same as residential - usage based on 100% of water usage.

Elderly and/or Lower Income Discounts: n/a

---

**New Bedford**

---

**Residential Water Rates:**

Last adjusted: July 1, 1990  
Fund: General

Base charge per year \$ 26.17  
Meter rental fee per year \$ 5.25  
All units \$ 0.85/HCF

Billing Frequency: Quarterly

Annual cost per 120 HCF ( $\approx$  90,000 gallons):

Water	\$ 133.42
Sewer	\$ 454.36
Combined	\$ 587.78
Percentage change from 1995	12.39%

**Residential Sewer Rates:**

Last adjusted: July 1, 1996  
Fund: Special Revenue

Base charge per year \$ 70.00  
All units \$ 3.203/HCF  
Based on 100% of water usage.

**Commercial Water Rates:**

Same as residential

**Commercial Sewer Rates:**

Same as residential

Elderly and/or Lower Income Discounts: n/a

The 12.39% rate increase for 1996 is based upon a revised calculation of the water and sewer rates that did not include a \$26.17 annual base charge and \$5.25 annual meter rental fee for water and a \$ 70 annual base charge for sewer services in the 1995 Survey. Thus, the percentage change from 1995 is calculated from the corrected 1995 rates.

---

**Salem**

---

**Residential Water Rates:**

Last adjusted: October, 1994  
Fund: Enterprise

Minimum bill - 5/8" meter \$11.50  
All units \$ 1.40/HCF

Billing Frequency: Quarterly

Annual cost per 120 HCF ( $\approx$  90,000 gallons):

Water	\$ 168.00
Sewer	\$ 278.40
Combined	\$ 446.40
Percentage change from 1995	0.0%

**Commercial Water Rates:**

n/a

Elderly and/or Lower Income Discounts: Yes

**Residential Sewer Rates:**

Last adjusted: September, 1995  
Fund: Enterprise

All units \$ 2.32/HCF  
Based on 100% of water usage.

**Commercial Sewer Rates:**

n/a

---

**Springfield**

---

**Residential Water Rates:**

Last adjusted: January 1, 1991  
Fund: Enterprise

Minimum bill - 5/8" meter \$15.00  
All units \$ 0.99/HCF

Billing Frequency: Quarterly

Annual cost per 120 HCF ( $\approx$  90,000 gallons):

Water	\$ 118.80
Sewer	\$ 155.60
Combined	\$ 274.40
Percentage change from 1995	3.62%

**Commercial Water Rates:**

n/a

Elderly and/or Lower Income Discounts: Yes, elderly discount for water only.

**Residential Sewer Rates:**

Last adjusted: January 1, 1996  
Fund: Special Revenue

Base charge \$ 2.00  
All units \$ 1.23/HCF  
Based on 100% water usage.

**Commercial Sewer Rates:**

n/a



---

**Tewksbury**

---

**Residential Water Rates:**

Last adjusted: July 1, 1992

Fund: General

First 150,000 gals/year      \$ 3.75/000 gals.  
over 150,000 gals/year      \$ 4.50 "

Billing Frequency: Semi-annual

Annual cost per 120 HCF ( $\approx$  90,000 gallons):

Water

Sewer

Combined

Percentage change from 1995

**Residential Sewer Rates:**

Last adjusted: July 1, 1992

Fund: General

All units      \$ 2.80/000 gals.  
Based on 100% water usage.

\$ 337.50

\$ 252.00

\$ 589.50

0.0%

**Commercial Water Rates:**

Same as residential

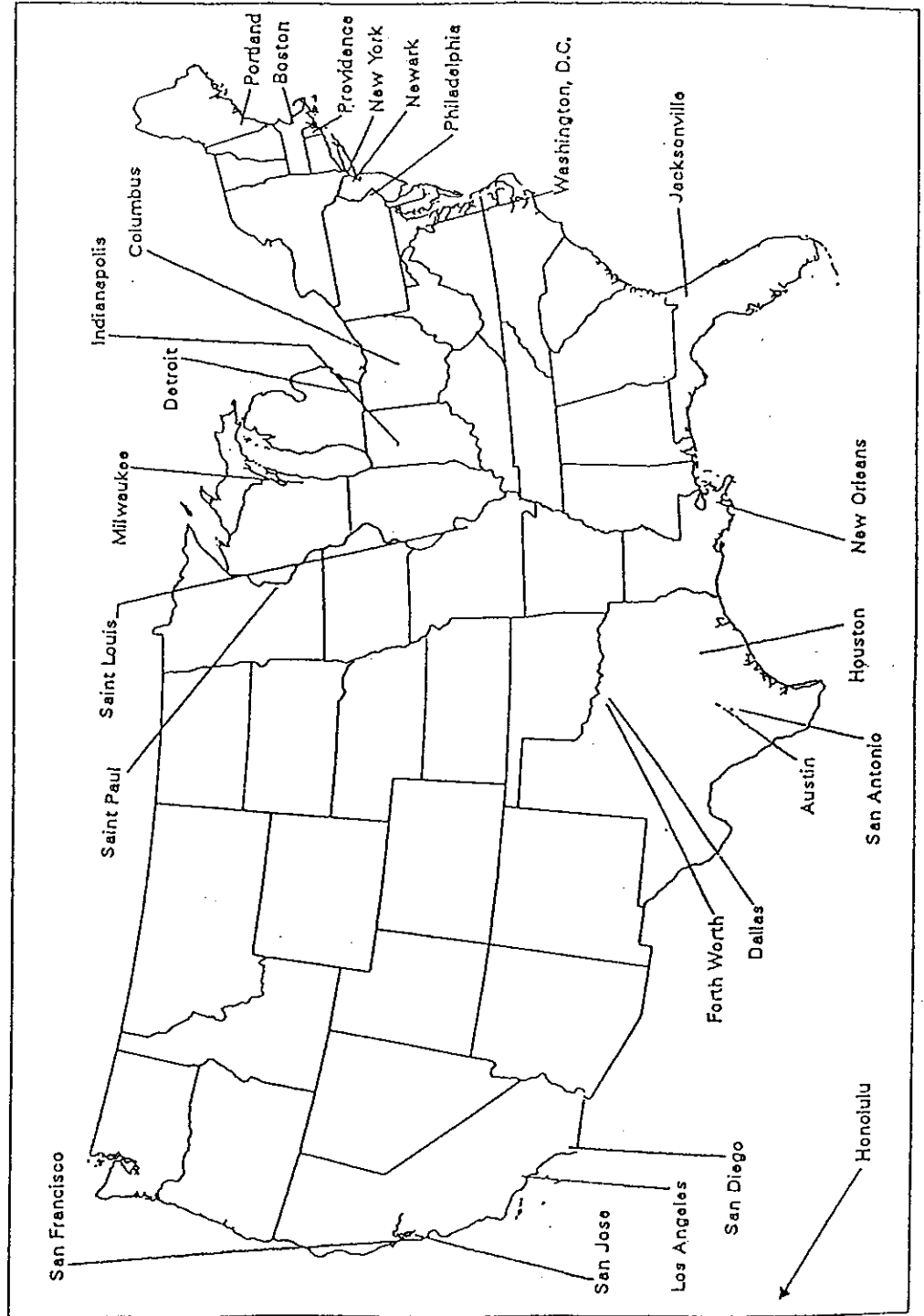
Elderly and/or Lower Income Discounts: No

**Commercial Sewer Rates:**

Same as residential



# COMPARATIVE RESIDENTIAL 1996 WATER AND SEWER CHARGES FOR U.S. CITIES

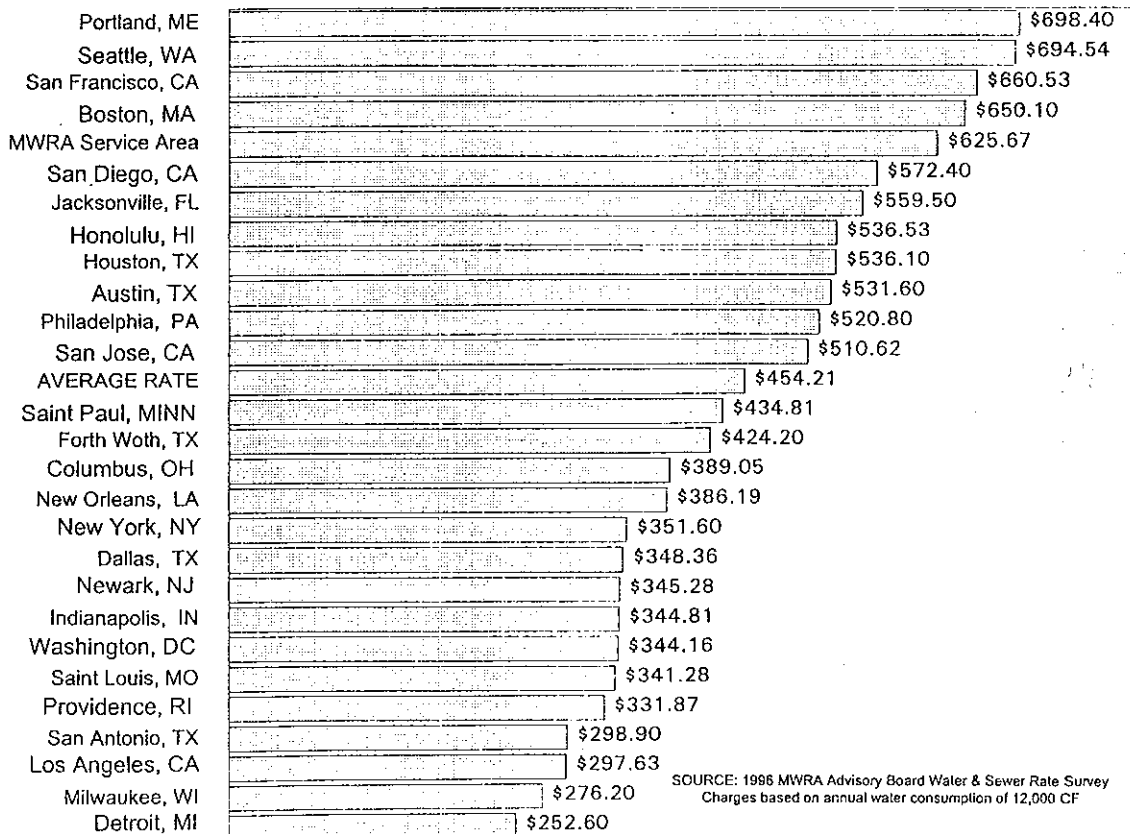


**COMPARATIVE ANNUAL RESIDENTIAL WATER & SEWER CHARGES  
FOR MAJOR U.S. CITIES  
1996**

	WATER	SEWER	COMBINED	CHANGE
Austin, TX	\$216.30	\$315.30	\$531.60	0.00%
Boston, MA	239.09	411.01	650.10	0.00%
Columbus, OH	164.70	224.35	389.05	5.05%
Dallas, TX	151.92	196.44	348.36	0.00%
Detroit, MI	101.28	151.32	252.60	3.27%
Forth Worth, TX	202.20	222.00	424.20	2.02%
Honolulu, HI	181.50	355.03	536.53	0.00%
Houston, TX	259.80	276.30	536.10	0.00%
Indianapolis, IN	218.40	126.41	344.81	0.00%
Jacksonville, FL	188.10	371.40	559.50	3.64%
Los Angeles, CA	200.00	97.63	297.63	-1.68%
Milwaukee, WI	152.20	124.00	276.20	-2.35%
MWRA Service Area	235.82	390.05	625.67	5.51%
New Orleans, LA	222.60	163.59	386.19	0.00%
New York, N.Y.	135.60	216.00	351.60	6.55%
Newark, N.J.	172.44	172.84	345.28	0.00%
Philadelphia, PA	178.20	342.60	520.80	0.00%
Portland, ME	297.60	400.80	698.40	-0.15%
Providence, RI	176.04	155.83	331.87	21.11%
Saint Louis, MO	170.52	170.76	341.28	0.00%
Saint Paul, MINN	160.01	274.80	434.81	2.94%
San Antonio, TX	120.90	178.00	298.90	0.00%
San Diego, CA	202.92	369.48	572.40	1.30%
San Francisco, CA	192.00	468.53	660.53	21.62%
San Jose, CA	235.70	274.92	510.62	1.53%
Seattle, WA	208.54	486.00	694.54	8.61%
Washington, D.C.	120.48	223.68	344.16	0.00%
<b>AVERAGE</b>	<b>\$189.06</b>	<b>\$265.15</b>	<b>\$454.21</b>	<b>3.01%</b>

*Water and sewer charges are base on an annual water consumption of 12,000 cubic feet (approximately 90,000 gallons)*

**COMPARATIVE CHART OF RESIDENTIAL COMBINED  
WATER AND SEWER CHARGES - 1996**



---

**Austin, Texas**


---

**Residential Water Rates:**

Last adjusted: April 1, 1994  
Fund: Enterprise

Base charge (5/8" meter)	\$ 4.90
0 - 2,900 gals.	\$ 1.25/000 gals.
2,901 - 6,900 gals.	\$ 2.00 "
6,901 - 14,900 gals.	\$ 2.50 "
over 14,900 gals.	\$ 3.50 "

**Residential Sewer Rates:**

Last adjusted: October 1, 1994  
Fund: Enterprise

Base charge per bill	\$ 4.00
First 2000 gallons	\$ 1.65/000 gals.
Over 2000 gallons	\$ 3.45/"
Based on 100% of water usage	

Billing Frequency: Monthly

Annual cost per 120 HCF ( $\approx$  90,000 gallons):

Water	\$ 216.30
Sewer	\$ 315.30
Combined	\$ 531.60
Percentage change from 1995	0.0%

---

**Columbus, Ohio**


---

**Residential Water Rates:**

Last adjusted: January 1, 1996  
Fund: Enterprise

Base charge per bill	\$ 12.72
First 1,500 CF/month	\$ 0.977/HCF
next 23,500 CF/month	\$ 0.920 "
next 175,000 CF/month	\$ 0.714 "
next 800,000 CF/month	\$ 0.683 "
next 1,000,000 CF/month	\$ 0.611 "
balance/month	\$ 0.611 "

Billing Frequency: Quarterly

Annual cost per 120 HCF ( $\approx$  90,000 gallons):

Water	\$ 164.70
Sewer	\$ 224.35
Combined	\$ 389.05
Percentage change from 1995	5.05%

**Residential Sewer Rates:**

Last adjusted: January 1, 1996  
Fund: Enterprise

Base charge per bill	\$ 6.318
All units	\$ 1.659/HCF
Based on 100% of water usage.	

---

**Dallas, Texas**

---

**Residential Water Rates:**

Last adjusted: October 1, 1995  
Fund: Enterprise

Base charge/bill (5/8" meter) \$ 2.40  
First 4,000 gals. \$ 1.06/000 gals.  
4,001 - 10,000 gals. \$ 1.72 "  
over 10,000 \$ 2.25 "

Billing Frequency: Monthly

Annual cost per 120 HCF ( $\approx$  90,000 gallons):

Water	\$ 151.92
Sewer	\$ 196.44
Combined	\$ 348.36
Percentage change from 1995	0.0%

**Residential Sewer Rates:**

Last adjusted: October 1, 1995  
Fund: Enterprise

Base charge/bill \$ 2.42  
All units \$ 2.79/000 gals.  
Based on the average water consumed during the winter months of December, January, February and March.  
40,000 gallon maximum or actual consumption rate per month, whichever is less.

The 0.0% rate increase for 1996 is based upon the rates that went into effect on October 1, 1995 and not upon the October 1994 rates cited in the 1995 Survey. The October 1994 figures were \$146 and \$191 per 120 HCF for water and sewer respectively.

---

**Detroit, Michigan**

---

**Residential Water Rates:**

Last adjusted: July 1, 1996  
Fund: Enterprise

Base charge (5/8" meter) \$ 4.35  
First 3,000 CF \$ 0.699/HCF  
next 30,000 CF \$ 0.637 "  
over 33,000 CF \$ 0.574 "

Billing Frequency: Quarterly

Annual cost per 120 HCF ( $\approx$  90,000 gallons):

Water	\$ 101.28
Sewer	\$ 151.32
Combined	\$ 252.60
Percentage change from 1995	3.27%

**Residential Sewer Rates:**

Last adjusted: July 1, 1996  
Fund: Enterprise

Base charge/bill \$ 4.35  
Base charge 5/8 meter/bill \$ 9.60  
All units \$ 0.796/HCF  
Based on 100% of water usage.

The 3.27% rate increase for 1996 is based upon a revised calculation of the sewer rate that did not include a \$16.24 annual base charge and \$30.00 annual meter fee in the 1995 Survey. Additionally, information provided by the City of Detroit for our 1996 Survey indicates that the consumption rate of \$0.815/HCF cited by the City in 1995, was inaccurate. The correct rate for 1995 was \$0.841/HCF. Thus, the percentage change from 1995 is calculated from the corrected 1995 sewer rate.

---

**Fort Worth, Texas**


---

**Residential Water Rates:**

Last adjusted: October 1995  
Fund: Enterprise

Base charge/bill (5/8" meter) \$ 3.25  
First 4,000 CF \$ 1.36/HCF  
over 4,000 CF \$ 1.53 "

Billing Frequency: Monthly

Annual cost per 120 HCF ( $\approx$  90,000 gallons):

Water	\$ 202.20
Sewer	\$ 222.00
Combined	\$ 424.20
Percentage change from 1995	2.02%

**Residential Sewer Rates:**

Last adjusted: October 1996  
Fund: Enterprise

Base charge per bill \$ 4.50  
All units \$ 1.40/HCF  
Based on individual customer's average monthly usage during the preceding months of December, January and February, not to exceed 1,500 cubic feet.

The 2.02% rate increase for 1996 is based upon a \$ 1.32/HCF rate for wastewater that went into effect in October, 1995. The response last year from Fort Worth, was received too late to incorporate into the 1995 Survey and thus December, 1994 figures were cited. An adjustment was made in the percentage change from 1995 to account for this modification.

---

**Honolulu, Hawaii**


---

**Residential Water Rates:**

Last adjusted: July 1, 1995  
Fund: Enterprise

Base charge per bill \$ 3.70  
First 13,000 gals/month \$ 1.77/000 gals.  
13,001 - 30,000 gals/month \$ 2.12 "  
over 30,000 gals/month \$ 3.18 "

Billing Frequency: Bi-monthly

Annual cost per 120 HCF ( $\approx$  90,000 gallons):

Water	\$ 181.50
Sewer	\$ 355.03
Combined	\$ 536.53
Percentage change from 1995	0.0%

**Residential Sewer Rates:**

Last adjusted: July 1, 1993  
Fund: Enterprise

Base charge per month - includes  
first 2,000 gals/month \$24.85  
over 2,000 gals/month \$ 1.05/000 gals.  
Based on 82% of water usage after first 2,000 gals/month.

The water rate has not changed since 1995, however, the consumption charge in the 1995 Survey was inaccurately calculated on a bi-monthly schedule instead of the proper monthly basis.

---

**Houston, Texas**


---

**Residential Water Rates:**

Last adjusted: March 30, 1993  
Fund: Enterprise

Base charge/bill (5/8" meter)	
with 0 - 3,000 gals/month	\$ 2.95
at 4,000 gals/month	\$12.82
at 5,000 gals/month	\$15.13
at 6,000 gals/month	\$18.11
6,000 - 12,000 gals/month	\$ 2.36/000 gals.
over 12,000 gals/month	\$ 4.30/000 gals.

**Residential Sewer Rates:**

Effective: March 30, 1993  
Fund: Enterprise

Base charge per bill - includes	
with 0 - 3,000 gals/month	\$ 5.55
at 4,000 gals/month	\$ 11.80
at 5,000 gals/month	\$ 14.75
at 6,000 gals/month	\$ 18.42
over 6,000 gals/month	\$ 3.07/000 gals.

Billing Frequency: Monthly

Annual cost per 120 HCF ( $\approx$  90,000 gallons):

Water	\$ 259.80
Sewer	\$ 276.30
Combined	\$ 536.10
Percentage change from 1995	0.0%

The 1995 Survey unintentionally calculated the over 6,000 gallons/month rate for wastewater at \$2.36/000 gallons but should have calculated the over 6,000 rate at \$3.07/000 gallons. Therefore, the percentage change from 1995 is calculated from the corrected 1995 sewer rate.

---

**Indianapolis, Indiana**


---

**Residential Water Rates:**

Last adjusted: May 10, 1995  
Fund: n/a

Base charge/bill (5/8" meter)	\$ 6.70
First 1,500 CF	\$ 1.15/HCF
next 18,500 CF	\$ 1.12 "
next 80,000 CF	\$ 1.03 "
next 400,000 CF	\$ 0.68 "
over 500,000 CF	\$ 0.48 "

Billing Frequency: Monthly

Annual cost per 120 HCF ( $\approx$  90,000 gallons):

Water	\$ 218.40
Sewer	\$ 126.41
Combined	\$ 344.81
Percentage change from 1995	0.0%

**Residential Sewer Rates:**

Last adjusted: December 6, 1992  
Fund: n/a

Base charge per bill	\$ 2.03
All units	\$ 0.850425/HCF
Based on individuals customer's average water usage during the preceding months of October through April	



---

**Jacksonville, Florida**


---

**Residential Water Rates:**

Last adjusted: May, 1996  
Fund: Enterprise

Base charge/bill (5/8" meter) \$ 8.45  
1-150 HCF \$ 0.58/HCF  
151 - 300 HCF \$ 0.73 "  
over 300 HCF \$ 0.96 "  
October thru March

Billing Frequency: Monthly

Annual cost per 120 HCF ( $\approx$  90,000 gallons):

Water	\$ 188.10
Sewer	\$ 371.40
Combined	\$ 559.50
Percentage change from 1995	3.64%

**Residential Sewer Rates:**

Last adjusted: May, 1996  
Fund: Enterprise

Base charge/bill (5/8" meter) \$ 3.40  
All units \$ 2.90/HCF  
Residential sewer charges are based on actual water usage up to a maximum of 3,000 CF per month for October thru March. April thru September sewer charges are based on 90% of actual water usage.

- ◆ Included is a 10% Public Service Tax on water charges.
- ◆ This is the first year that the City of Jacksonville has utilized a tiered rate structure. The 1995 consumption charge was \$ 0.53/HCF.

---

**Los Angeles, California**


---

**Residential Water Rates:**

Last adjusted: July 1, 1996  
Fund: Enterprise

November 1 thru May 31 (Low Season)  
0 - 22 HCF (average rate) \$ 1.65/HCF  
over 22 HCF \$ 2.33 "

June 1 through October 31 (High Season)  
0 - 28 HCF (average rate) \$ 1.69/HCF  
over 28 HCF \$ 2.98 "

Billing Frequency: Bi-monthly

Annual cost per 120 HCF ( $\approx$  90,000 gallons):

Water	\$ 200.00
Sewer	\$ 97.63
Combined	\$ 297.63
Percentage change from 1995	-1.68%

**Residential Sewer Rates:**

Last adjusted: July 1, 1996  
Fund: Enterprise

All units \$ 1.356/HCF  
Based on 60% of water usage

- ◆ The Los Angeles Department of Water and Power uses lot size, temperature zone and household size to determine the number of HCF each customer has at the first tier rate.
- ◆ The 1995 survey calculated water rates on a six month high season, six month low season but should have established rates on a five month high season, seven month low season basis. The 1996 Survey has accounted for the proper monthly 5 (high)/7 (low) split and has adjusted the 1995 water rate to reflect the proper percentage increase for 1996.

---

**Milwaukee, Wisconsin**


---

**Residential Water Rates:**

Last adjusted: September 13, 1994  
Fund: Enterprise

Base charge/bill (3/4" meter)	\$11.35
First 10,000 CF	\$ 0.890/HCF
next 490,000 CF	\$ 0.830 "
next 1,500,000 CF	\$ 0.530 "
over 2,000,000 CF	\$ 0.483 "

Billing Frequency: Quarterly

Annual cost per 120 HCF ( $\approx$  90,000 gallons):

Water	\$ 152.20
Sewer	\$ 124.00
Combined	\$ 276.20
Percentage change from 1995	-2.35%

**Residential Sewer Rates:**

Last adjusted: February 1, 1996  
Fund: Enterprise

Service charge per bill	\$ 7.30
All units	\$ 0.79/HCF

Based on 100%(winter quarter) of water usage.

---

**New Orleans, Louisiana**


---

**Residential Water Rates:**

Last adjusted: April 1, 1990  
Fund: n/a

Base charge/bill (5/8" meter)	\$ 3.10
0 - 20,000 gals.	\$ 2.06/000 gals.
20,000 - 1,000,000 gals.	\$ 1.85 "
over 1,000,000 gals.	\$ 1.42 "

Billing Frequency: Monthly

Annual cost per 120 HCF ( $\approx$  90,000 gallons):

Water	\$ 222.60
Sewer	\$ 163.59
Combined	\$ 386.19
Percentage change from 1995	0.0%

**Residential Sewer Rates:**

Last adjusted: January 1, 1986  
Fund: n/a

Base charge per bill	\$ 5.60
All units	\$ 1.26/000 gals.

Based on 85% of water usage.

---

**New York, New York**


---

**Residential Water Rates:**

Effective: June 30, 1996  
Fund: General

All units \$ 1.13/HCF

Billing Frequency: Quarterly

Annual cost per 120 HCF ( $\approx$  90,000 gallons):

Water	\$ 135.60
Sewer	\$ 216.00
Combined	\$ 351.60
Percentage change from 1995	6.55%

**Residential Sewer Rates:**

Effective: June 30, 1996  
Fund: Enterprise

All units \$ 1.80/HCF  
Based on 100% of water usage.

The New York City wastewater rate is established at 159% of the water rate:  $\$1.13 \times 1.59 = \$1.80/\text{HCF}$ .

---

**Newark, New Jersey**


---

**Residential Water Rates:**

Last adjusted: May 24, 1994  
Fund: General

Base charge per bill - includes

first 1,000 CF	\$14.37
next 99,000 CF	\$ 1.437/HCF
next 400,000 CF	\$ 1.283 "
over 500,000 CF	\$ 1.150 "

Billing Frequency: Quarterly

Annual cost per 120 HCF ( $\approx$  90,000 gallons):

Water	\$ 172.44
Sewer	\$ 172.84
Combined	\$ 345.28
Percentage change from 1995	0.0%

**Residential Sewer Rates:**

Last adjusted: January 1, 1994  
Fund: Enterprise

Base charge per bill - includes

first 2,000 CF	\$28.81
over 2,000 CF	\$ 1.44/HCF

Based on 100% of water usage.

---

**Philadelphia, Pennsylvania**


---

**Residential Water Rates:**

Last adjusted: July 1, 1995  
Fund: Enterprise

Base charge/bill (5/8" meter)	\$ 2.68
First 2,000 CF	\$ 1.217/HCF
next 98,000 CF	\$ 0.939 "
next 1,900,000 CF	\$ 0.818 "
over 2,000,000 CF	\$ 0.631 "

Billing Frequency: Monthly

Annual cost per 120 HCF ( $\approx$  90,000 gallons):

Water	\$ 178.20
Sewer	\$ 342.60
Combined	\$ 520.80
Percentage change from 1995	0.0%

**Residential Sewer Rates:**

Last adjusted: July 1, 1995  
Fund: Enterprise

Base charge/bill (5/8 " meter)	\$ 16.06
All units	\$ 1.249/HCF

Based on 100% of water usage.

---

**Portland, Maine**


---

**Residential Water Rates:**

Last adjusted: November 1, 1995  
Fund: Enterprise

Base charge per bill - includes	
first 100 CF	\$ 7.61
next 2,900 CF	\$ 1.91/HCF
next 7,000 CF	\$ 1.35 "
next 40,000 CF	\$ 0.90 "
over 50,000 CF	\$ 0.65 "

Billing Frequency: Monthly

Annual cost per 120 HCF ( $\approx$  90,000 gallons):

Water	\$ 297.60
Sewer	\$ 400.80
Combined	\$ 698.40
Percentage change from 1995	-0.15%

**Residential Sewer Rates:**

Last adjusted: April 1, 1995  
Fund: Enterprise

Base charge per bill - includes	
first 200 CF	\$ 6.68
over 200 CF	\$ 3.34/HCF

Based on 100% of water usage.

---

**Providence, Rhode Island**


---

**Residential Water Rates:**

Last adjusted: December 26, 1996  
Fund: Enterprise

Base charge (5/8" meter) \$ 9.81  
First 1,000 HCF \$ 1.14/HCF  
over 1,000 HCF \$ 1.06 "

Billing Frequency: Quarterly

Annual cost per 120 HCF ( $\approx$  90,000 gallons):

Water	\$ 176.04
Sewer	\$ 155.83
Combined	\$ 331.87
Percentage change from 1995	21.11%

**Residential Sewer Rates:**

Last adjusted: March 24, 1995  
Fund: Enterprise

Annual Fixed Fee \$44.23  
All units \$ 0.93/HCF  
(Sewer costs based on service from the Narragansett Bay Commission Field's Point Wastewater Treatment Facility)

In Providence, water services are provided by the Providence Water Supply Board, while sewer services are managed by the Narragansett Bay Commission.

---

**Saint Louis, Missouri**


---

**Residential Water Rates:**

Last adjusted: July 1, 1995  
Fund: Enterprise

Base charge (5/8" meter) \$13.23  
First 25,000 CF \$ 0.98/HCF  
next 1,975,000 CF \$ 0.77 "  
over 2,000,000 CF \$ 0.58 "

Billing Frequency: Water Quarterly, Sewer Monthly

Annual cost per 120 HCF ( $\approx$  90,000 gallons):

Water	\$ 170.52
Sewer	\$ 170.76
Combined	\$ 341.28
Percentage change from 1995	0.0%

**Residential Sewer Rates:**

Last adjusted: July 1, 1995  
Fund: General

Base charge per bill \$ 4.33  
All units \$ 0.99/HCF  
Based on 100% of water usage.

Water rates for the City of Saint Louis are calculated on a first, second and third year basis. The 1996 Survey calculation is based upon a second year entry.

---

**Saint Paul, Minnesota**


---

**Residential Water Rates:**

Last adjusted: January 1, 1996  
Fund: Enterprise

Winter - January thru May and December:  
Minimum charge per bill \$ 3.72  
First 100,000 CF/Month \$ 1.24/HCF  
over 100,000 CF/Month \$ 1.11 "

Summer - June thru November:  
Minimum charge per bill \$ 4.02  
First 100,000 CF/Month \$ 1.34/HCF  
over 100,000 CF/Month \$ 1.18 "

An additional charge of \$5.21 is collected annually which goes to the Minnesota Department of Health for testing public water supplies.

Billing Frequency: Quarterly

Annual cost per 120 HCF ( $\approx$  90,000 gallons):

Water	\$ 160.01
Sewer	\$ 274.80
Combined	\$ 434.81
Percentage change from 1995	2.94%

**Residential Sewer Rates:**

Last adjusted: January 1, 1996  
Fund: Enterprise

First 100,000 CF \$ 2.29/HCF  
next 400,000 CF \$ 2.27 "  
over 500,000 CF \$ 2.21 "  
Minimum charge of \$7.20 for 3/4" meters.  
Based on 100% of water usage.

---

**San Antonio, Texas**


---

**Residential Water Rates:**

Last adjusted: September 1, 1994  
Fund: General

Base charge/bill (5/8" meter) \$ 5.13

Winter - November thru June  
First 7,481 gals. \$ 0.661/000 gals.  
next 5,236 gals. \$ 0.950 "  
next 4,488 gals. \$ 1.178 "  
over 17,205 gals. \$ 2.473 "

Summer - July thru October  
First 7,481 gals. \$ 0.661/000 gals.  
next 5,236 gals. \$ 1.032 "  
next 4,488 gals. \$ 1.270 "  
over 17,205 gals. \$ 3.193 "

Billing Frequency: Monthly

Annual cost per 120 HCF ( $\approx$  90,000 gallons):

Water	\$ 120.90
Sewer	\$ 178.00
Combined	\$ 298.90
Percentage change from 1995	0.0%

**Residential Sewer Rates:**

Last adjusted: September 1, 1994  
Fund: General

First 1,496 gals. \$ 5.70  
over 1,496 gals. \$ 1.526/000 gals.  
Computed on the basis of average water usage for 90 days during the period beginning after November 15 and ending March 15 of each year.  
New customers or customers moving from one location to another who would not have a winter record of water usage are billed an unaveraged Residential Charge of \$15.97 per month.

---

**San Diego, California**


---

**Residential Water Rates:**

Last adjusted: July 1, 1995  
Fund: Enterprise

Base charge/bill (1" meter)	\$ 6.24
First 2,000 CF/Month	\$ 1.379/HCF
over 2,000 CF/Month	\$ 1.516 "

Billing Frequency: Bi-monthly

Annual cost per 120 HCF ( $\approx$  90,000 gallons):

Water	\$ 202.92
Sewer (1)	\$ 369.48
Combined	\$ 572.40
Percentage change from 1995	1.30%

**Residential Sewer Rates:**

Effective: October 1, 1996  
Fund: Enterprise

Base charge per bill	\$14.28
All units	\$ 2.27/HCF
Based on 60 day winter usage.	
Storm drain	\$ 1.90

(1) Single Family Dwelling Customers who were not occupants for at least 1/2 of the previous winter (Dec. '95 thru Mar. '96) will be billed at least the following Single Family Dwelling Flat Sewer Rate.

Sewer Base Fee	\$14.28
Sewer Charge	\$34.28
Total	\$48.56/Bi-monthly

The water rate has not changed since 1995 however, the consumption charge in the 1995 Survey was inappropriately calculated on a quarterly schedule instead of the proper bi-monthly basis. Thus, the percentage change from 1995 is calculated from the corrected 1995 water figure.

---

**San Francisco, California**


---

**Residential Water Rates:**

Effective: July 1, 1996  
Fund: Enterprise

Base charge/bill (5/8" meter)	\$ 6.80
All units	\$ 1.26/HCF

Billing Frequency: Bi-monthly

Annual cost per 120 HCF ( $\approx$  90,000 gallons):

Water	\$ 192.00
Sewer	\$ 468.53
Combined	\$ 660.53
Percentage change from 1995	21.62%

**Residential Sewer Rates:**

Effective: July 1, 1996  
Fund: Enterprise

First 300 CF	\$ 1.8623/HCF
over 300 CF	\$ 4.8334 "
Based on 90% of water usage.	

The wastewater 'lifeline' rate shifted from 1-600/HCF in 1995 to 1-300/HCF in 1996.

---

**San Jose, California**


---

**Residential Water Rates:**

Effective: August 22, 1996  
 Fund: n/a

Base charge/bill (5/8" meter) \$ 6.70  
 All units \$ 1.2942/HCF

Billing Frequency: Monthly

Annual cost per 120 HCF ( $\approx$  90,000 gallons):

Water	\$ 235.70
Sewer	\$ 274.92 (includes storm drain charge)
Combined	\$ 510.62
Percentage change from 1995	1.53%

**Residential Sewer Rates:**

Effective: July 1, 1994  
 Fund: Enterprise

Flat rate \$ 18.96  
 Storm drain charge \$ 3.95  
 Annual charges for a Single Family  
 Residence include the storm drain charge.

---

**Seattle, Washington**


---

**Residential Water Rates:**

Last adjusted: January 1, 1996  
 Fund: Enterprise

Base charge/bill (5/8" meter) \$ 4.00

Winter - September, 16 thru May, 15  
 All units \$ 1.405/HCF

Summer - May, 16 thru September 15  
 First 500 CF/Month \$ 1.405/HCF  
 over 500 CF/Month \$ 2.202 "

Billing Frequency: Bi-monthly

Annual cost per 120 HCF ( $\approx$  90,000 gallons):

Water	\$ 208.54
Sewer	\$ 486.00
Combined	\$ 694.54
Percentage change from 1995	8.61%

**Residential Sewer Rates:**

Last adjusted: January 1, 1996  
 Fund: Enterprise

All units \$ 4.05/HCF  
 Based on winter water consumption.



---

**Washington, District of Columbia**

---

**Residential Water Rates:**

Last adjusted: October 1, 1986  
Fund: Enterprise

All units \$ 1.004/HCF

Billing Frequency: Quarterly

Annual cost per 120 HCF ( $\approx$  90,000 gallons):

Water

Sewer

Combined

Percentage change from 1995

**Residential Sewer Rates:**

Last adjusted: October 1, 1986  
Fund: Enterprise

All units \$ 1.864/HCF  
Based on 100% of water usage.

\$ 120.48

\$ 223.68

\$ 344.16

0.0%

**[This page intentionally left blank]**