

**Advisory Board  
Communities:**

Arlington  
Ashland  
Bedford  
Belmont  
Boston  
Braintree  
Brookline  
Burlington  
Cambridge  
Canton  
Chelsea  
Chicopee  
Clinton  
Dedham  
Everett  
Framingham  
Hingham  
Holbrook  
Leominster  
Lexington  
Lynn  
Lynnfield  
Malden  
Marblehead  
Marlborough  
Medford  
Melrose  
Milton  
Nahant  
Natick  
Needham  
Newton  
Northborough  
Norwood  
Peabody  
Quincy  
Randolph  
Reading  
Revere  
Saugus  
Somerville  
South Hadley  
Southborough  
Stoneham  
Stoughton  
Swampscott  
Wakefield  
Walpole  
Waltham  
Watertown  
Wellesley  
Weston  
Westwood  
Weymouth  
Wilbraham  
Wilmington  
Winchester  
Winthrop  
Woburn  
Worcester

---

# MWRA Advisory Board

---

## ANNUAL WATER & SEWER RETAIL RATE SURVEY

NOVEMBER 1997

*Joseph E. Favaloro*  
Executive Director

---

# TABLE OF CONTENTS

<b>SECTION</b>	<b>PAGE</b>
Introduction	ii
MWRA Community 1997 Water and Sewer Charges	1
Selected Non-MWRA Massachusetts Community Charges	A1
Residential 1997 Water and Sewer Charges for U.S. Cities	B1
Appendix A - 1996 Water & Sewer Retail Rate Information	Appendix A
Appendix B - Second Meter Information and Glossary	Appendix B
Appendix C - 1997 Statewide Massachusetts Annual Household Retail Cost for Water and Sewer Service: October, 1997	Appendix C

## Introduction

This is the eleventh "Annual Water and Sewer Retail Rate Survey" prepared by the Massachusetts Water Resources Authority (MWRA) Advisory Board, providing a comparative snapshot of water and sewer retail rates for each community in the MWRA service area. In addition, this is the fifth year in which the survey also incorporates rate information from other Massachusetts communities not in the MWRA service area, as well as other cities nationwide.

For the past several years the Rate Survey has been the Advisory Board's most requested document. We hope that municipal officials, water and sewer industry professionals and concerned citizens continue to find the information presented in the survey useful and informative. As always, we welcome any questions or suggestions regarding this survey which will allow us to provide an improved document in future years. Please do not hesitate to call our office at (617) 742-7561, or e-mail us at [mwra\\_ab@mwra.state.ma.us](mailto:mwra_ab@mwra.state.ma.us) with your feedback.

## The MWRA Advisory Board

The MWRA Advisory Board was created by the Massachusetts Legislature in 1984 to represent the interests of Massachusetts Water Resources Authority service area communities. The Advisory Board is comprised of one representative from each of the sixty communities that receive water and/or sewer services from the MWRA, and one from the Metropolitan Area Planning Council. In addition six people are appointed by the Governor to include a person with skills and expertise in matters relating to environmental protection, one representative each from the Connecticut River basin, the Quabbin/Ware watershed areas, and the Wachusett watershed area, plus two persons qualified by membership or affiliation in organizations concerned with the recreational or commercial uses of the Boston Harbor.

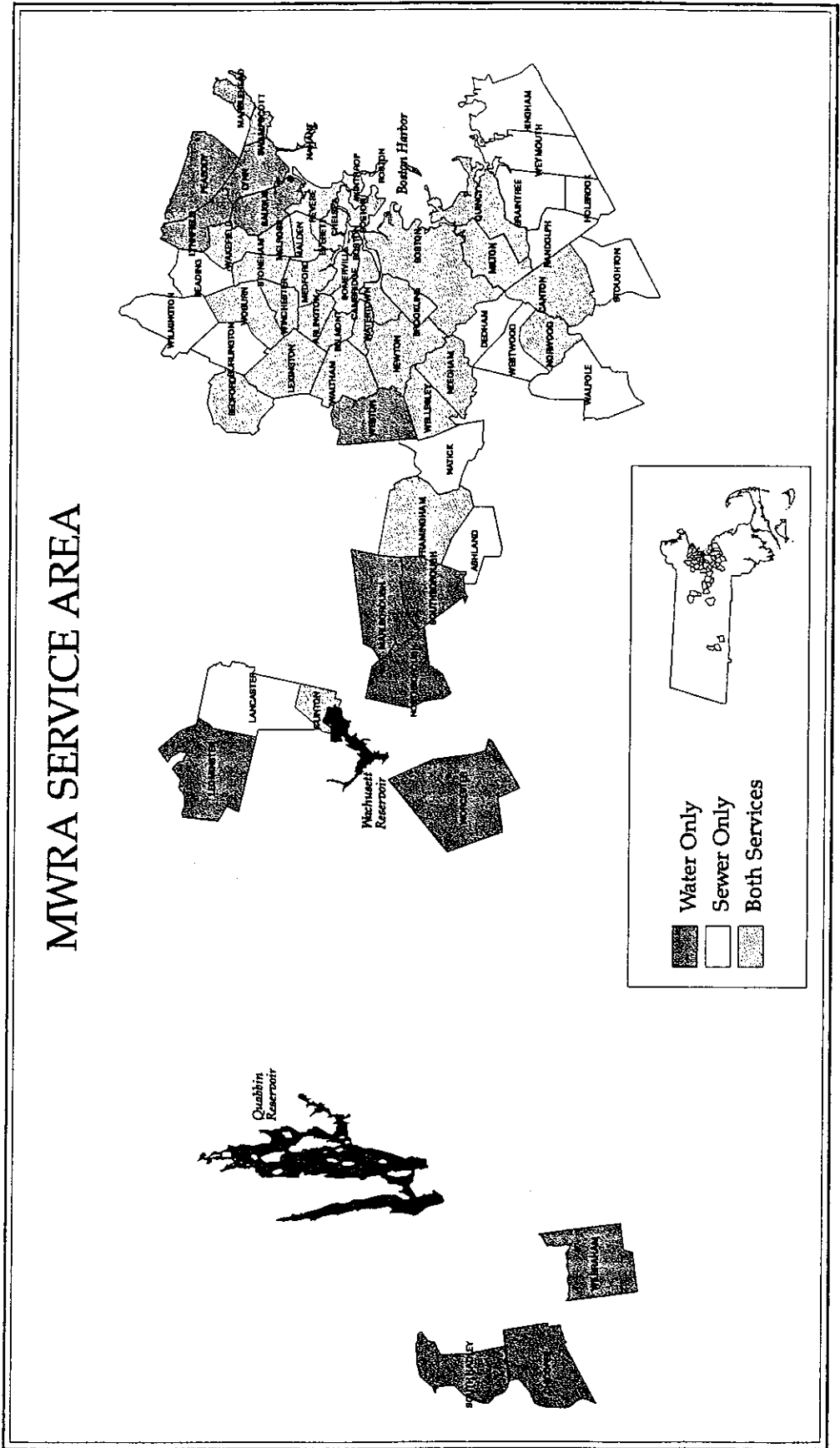
The Massachusetts Legislature has delegated specific responsibilities to the Advisory Board who in turn monitors the MWRA's programs from a ratepayer perspective.

- serving as a watchdog over the MWRA to insure proper management and budgetary control;
- making recommendations on annual expense budgets, capital facility programs, business planning, and user charges;
- holding hearings on matters relating to the MWRA and making subsequent recommendations to the Governor and the Legislature; and,
- appointing three individuals to the eleven member MWRA Board of Directors.

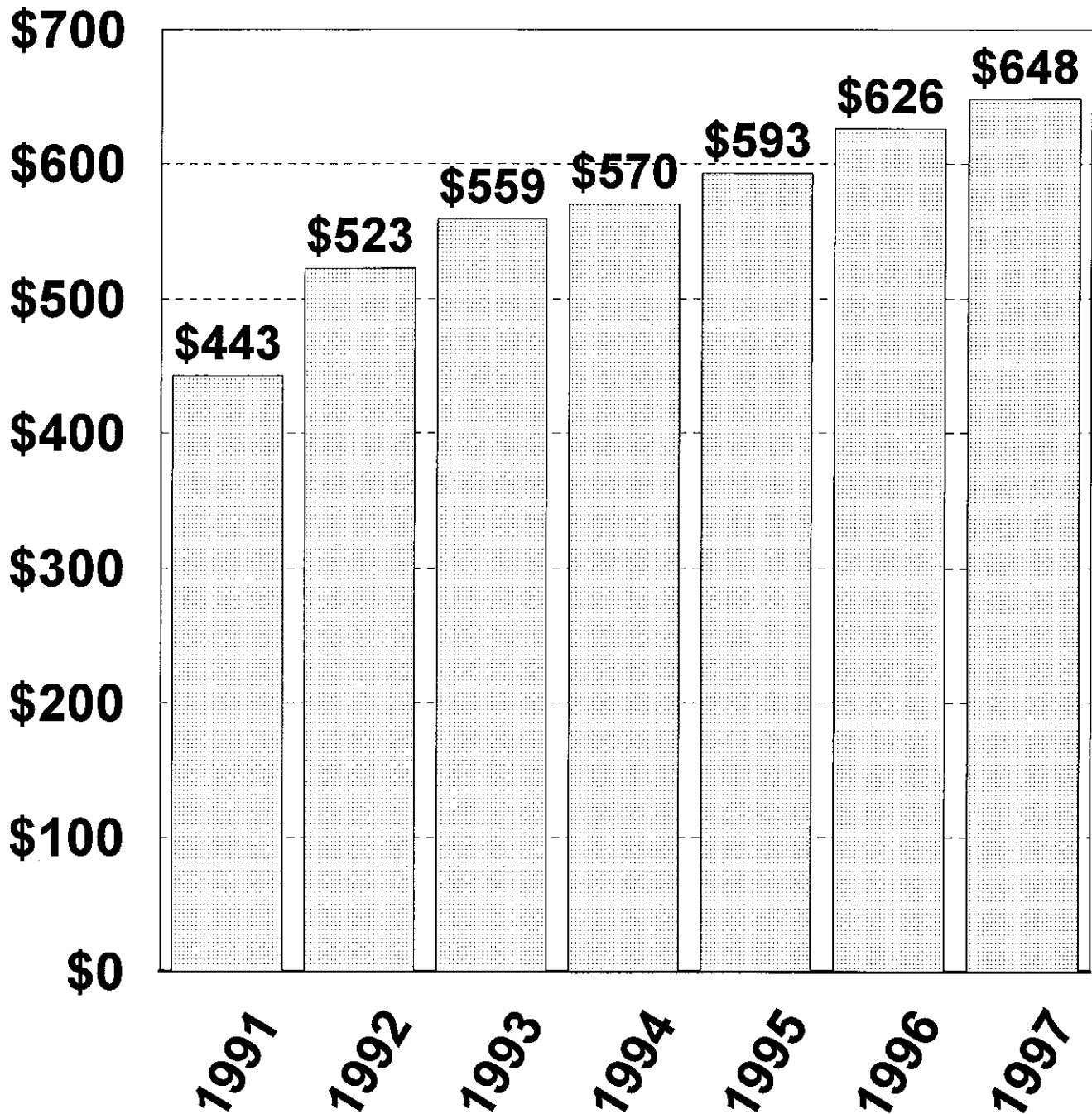
Advisory Board programmatic and budget recommendations have led to significant savings for MWRA ratepayers. The Advisory Board has outlined a multifaceted approach to managing rates which includes reductions in proposed capital outlays, tighter current expense budgeting controls, and attainment of state and federal assistance. The Advisory Board's efforts resulted in a 1.3% rate increase for FY96, and a less than 5% increase for FY97 and FY98. Special assignments, including the development of the MWRA sewer rate methodology, a cost-benefit analysis of MWRA covered storage projects, and a system expansion policy governing future expansion of the Authority, emphasize the ongoing constructive relationship between the Advisory Board and the Authority to establish the most cost-effective and efficient water and wastewater systems possible.

**[This page intentionally left blank.]**

# MWRA COMMUNITY 1997 WATER AND SEWER CHARGES

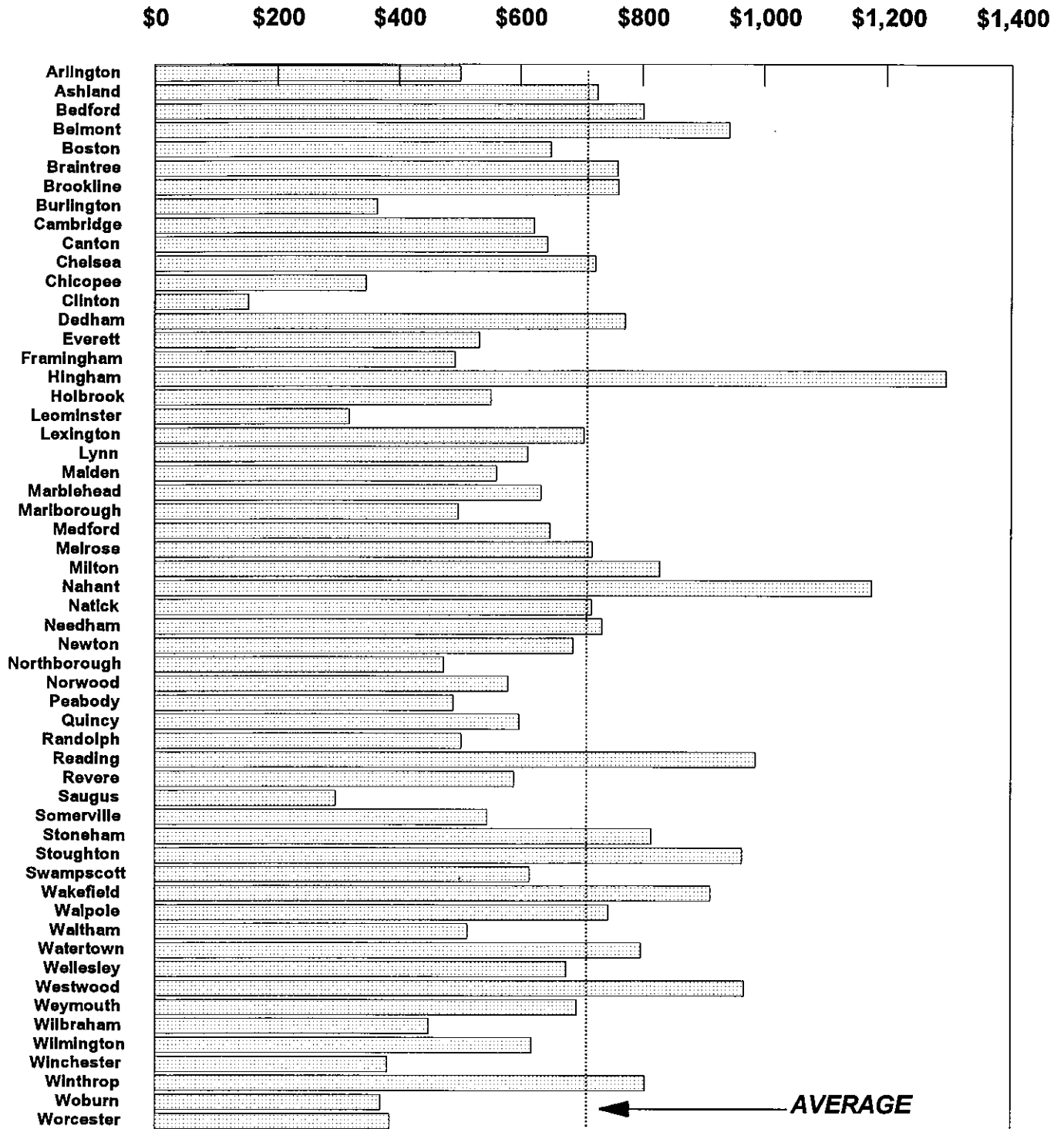


# Combined Annual Water & Sewer Charges in MWRA Communities 1991 - 1997



\* Charges are based on annual consumption of 12,000 cubic feet (approximately 90,000 gallons).

# 1997 COMBINED RETAIL WATER & SEWER RATES COMMUNITY CHARGE COMPARISONS



NOTE: Charges are based on an annual water consumption of 12,000 cubic feet (approximately 90,000 gallons).

<b>MWRA SYSTEMWIDE SUMMARY DATA 1996-1997</b>		
	<b>1996</b>	<b>1997</b>
<b>Avg. combined water and sewer cost*</b>	\$626.49	\$647.78
<b>Percent change from prior year*</b>	5.5%	3.4%
<b><u>BILLING FREQUENCY</u></b>		
Semi-annual	18	18
Tri-annual	3	3
Quarterly	35	35
Bi-monthly	2	2
Monthly	2	2
<b><u>WATER RATE STRUCTURE</u></b>		
Ascending Block with Base Charge	14	16
Ascending Block only	17	15
Flat Rate with Base Charge	6	7
Flat Rate only	22	21
Fixed Fee	1	1
<b><u>ELDERLY/LOW-INCOME DISCOUNTS</u></b>		
Yes	19	20
No (or n/a)	41	40
<b><u>DEBT SERVICE EXCLUSION</u></b>		
	2	2
<b><u>CHANGES IN COMBINED WATER AND SEWER CHARGES*</u></b>		
Decrease	6	3
No change	23	27
0 to 10% increase	18	24
10% to 20% increase	12	4
20% to 30% increase	0	2
30% to 40% increase	0	0
40% to 50% increase	0	0
Greater than 50% increase	1	0
<i>*Based on revised figures for 1996.</i>		



ANNUAL WATER AND SEWER CHARGES IN COMMUNITIES RECEIVING SERVICES FROM THE MWRA 1997		
	WATER	SEWER
Arlington (W/S)	\$261.80	\$240.00
Ashland (S)	-	420.40
Bedford (S/partial W)	328.00	475.00
Belmont (W/S)	350.00	594.00
Boston (W/S)	239.09	411.01
Braintree (S)	-	512.00
Brookline (W/S)	330.00	432.00
Burlington (S)	-	261.20
Cambridge (S/partial W)	230.40	392.40
Canton (S/partial W)	224.64	419.88
Chelsea (W/S)	231.60	492.00
Chicopee (W)	152.00	-
Clinton (W/S)	87.60	65.70
Dedham (S)	-	334.08
Everett (W/S)	177.60	355.20
Framingham (W/S)	176.70	316.50
Hingham (S)	-	582.00
Holbrook (S)	-	384.00
Leominster (partial W)	168.80	-
Lexington (W/S)	219.00	486.00
Lynn (partial W)	256.92	-
Lynnfield (W)	177.60	-
Malden (W/S)	177.40	383.60
Marblehead (W)	211.00	-
Marlborough (partial W)	252.00	-
Medford (W/S)	214.34	435.48
Melrose (W/S)	234.00	484.92
Milton (W/S)	264.00	566.40
Nahant (W)	530.40	-
Natick (S)	-	520.20
Needham (S/partial W)	160.32	575.40
Newton (W/S)	178.00	510.40
Northborough (partial W)	192.00	-
Norwood (W/S)	153.00	427.68
Peabody (partial W)	227.40	-
Quincy (W/S)	182.40	416.64
Randolph (S)	-	365.40
Reading (S)	-	613.20
Revere (W/S)	181.20	409.20
Saugus (W)	141.00	-
Somerville (W/S)	211.20	334.80
South Hadley (W)	278.00	-
Southborough (W)	261.60	-
Stoneham	216.00	600.00
Stoughton (S)	-	722.40
Swampscott (W)	308.40	-
Wakefield (S/partial W)	300.00	612.00
Walpole (S)	-	433.63
Waltham (W/S)	159.96	352.92
Watertown (W/S)	266.20	532.44
Wellesley (S/partial W)	236.70	439.20
Weston (W)	114.00	-
Westwood (S)	-	528.00
Weymouth (S)	-	470.16
Wilbraham (W)	162.00	-
Wilmington (S)	-	324.00
Winchester (S/partial W)	150.00	231.60
Winthrop (W/S)	270.00	535.20
Woburn (S/partial W)	136.00	234.00
Worcester (partial W)	226.80	-
<b>AVERAGE</b>	<b>\$221.89</b>	<b>\$437.10</b>
<b>Percent change</b>	<b>3.0%</b>	<b>4.4%</b>

\*Water and Sewer Charges are based on an annual water consumption of 12,000 cubic feet (approximately 90,000 gallons)

**COMBINED ANNUAL WATER AND SEWER CHARGES IN MWRA COMMUNITIES****1997**

(Charges include MWRA, Community, and alternatively supplied services)

	Water	Sewer	Combined	Change
Arlington (W/S)	\$261.80	\$240.00	\$501.80	0.0%
Ashland (S)	306.40	420.40	726.80	0.0%
Bedford (S/partial W)	328.00	475.00	803.00	4.4%
Belmont (W/S)	350.00	594.00	944.00	3.3%
Boston (W/S)	239.09	411.01	650.10	0.0%
Braintree (S)	248.00	512.00	760.00	0.0%
Brookline (W/S)	330.00	432.00	762.00	11.4%
Burlington (S)	102.90	261.20	364.10	0.0%
Cambridge (S/partial W)	230.40	392.40	622.80	3.6%
Canton (S/partial W)	224.64	419.88	644.52	0.0%
Chelsea (W/S)	231.60	492.00	723.60	3.4%
Chicopee (W)	152.00	194.25	346.25	0.0%
Clinton (W/S)	87.60	65.70	153.30	0.0%
Dedham (S)	438.80	334.08	772.88	0.0%
Everett (W/S)	177.60	355.20	532.80	6.5%
Framingham (W/S)	176.70	316.50	493.20	0.9%
Hingham (S)	713.16	582.00	1,295.16	2.9%
Holbrook (S)	168.00	384.00	552.00	21.1%
Leominster (partial W)	168.80	150.40	319.20	5.1%
Lexington (W/S)	219.00	486.00	705.00	5.2%
Lynn (partial W)	256.92	355.32	612.24	0.0%
Malden (W/S)	177.40	383.60	561.00	4.3%
Marblehead (W)	211.00	423.00	634.00	2.9%
Marlborough (partial W)	252.00	246.00	498.00	0.0%
Medford (W/S)	214.34	435.48	649.82	0.0%
Melrose (W/S)	234.00	484.92	718.92	0.0%
Milton (W/S)	264.00	566.40	830.40	2.4%
Nahant (W)	530.40	646.80	1,177.20	0.0%
Natick (S)	198.00	520.20	718.20	14.7%
Needham (S/partial W)	160.32	575.40	735.72	9.7%
Newton (W/S)	178.00	510.40	688.40	8.4%
Northborough (partial W)	192.00	282.60	474.60	0.0%
Norwood (W/S)	153.00	427.68	580.68	13.5%
Peabody (partial W)	227.40	262.80	490.20	0.0%
Quincy (W/S)	182.40	416.64	599.04	0.8%
Randolph (S)	138.00	365.40	503.40	0.0%
Reading (S)	373.20	613.20	986.40	20.5%
Revere (W/S)	181.20	409.20	590.40	0.7%
Saugus (W)	141.00	156.00	297.00	0.0%
Somerville (W/S)	211.20	334.80	546.00	10.2%
Stoneham	216.00	600.00	816.00	6.3%
Stoughton (S)	242.54	722.40	964.94	4.4%
Swampscott (W)	308.40	307.20	615.60	4.3%
Wakefield (S/partial W)	300.00	612.00	912.00	3.4%
Walpole (S)	311.52	433.63	745.15	-0.6%
Waltham (W/S)	159.96	352.92	512.88	0.9%
Watertown (W/S)	266.20	532.44	798.64	7.5%
Wellesley (S/partial W)	236.70	439.20	675.90	6.0%
Westwood (S)	438.80	528.00	966.80	-1.9%
Weymouth (S)	223.48	470.16	693.64	-1.0%
Wilbraham (W)	162.00	286.80	448.80	1.4%
Wilmington (S)	295.20	324.00	619.20	0.0%
Winchester (S/partial W)	150.00	231.60	381.60	0.0%
Winthrop (W/S)	270.00	535.20	805.20	0.0%
Woburn (S/partial W)	136.00	234.00	370.00	0.0%
Worcester (partial W)	226.80	158.40	385.20	0.0%
<b>AVERAGE</b>	<b>\$242.39</b>	<b>\$405.39</b>	<b>\$647.78</b>	<b>3.4%</b>
*The following communities do not provide municipal sewer services and are therefore not listed: Lynnfield Water District, South Hadley Fire District #1, Southborough, and Weston.				

### Arlington (W/S)

**Residential Water Rates:**

Last adjusted: July 1, 1994  
Fund: Enterprise

Base charge per bill \$16.90  
first 20,000 CF \$ 1.90/HCF  
over 20,000 CF \$ 2.80 "

Billing Frequency: Semi-annual

Annual cost per 120 HCF (≈ 90,000 gallons):

Water	\$ 261.80
Sewer	\$ 240.00
Combined	\$ 501.80
Percentage change from 1996	0.0%

**Residential Sewer Rates:**

Last adjusted: July 1, 1994  
Fund: Enterprise

All units \$ 2.00/HCF  
Based on 100% of water usage.

**Commercial Water Rates:**

Same as residential

Elderly and/or Lower Income Discounts: n/a

**Commercial Sewer Rates:**

Same as residential

Arlington utilizes the debt service exclusion as permitted under General Law 59 Section 21 C(n).

### Ashland (S)

**Residential Water Rates:**

Last adjusted: July 1, 1995  
Fund: Enterprise

Base Charge per bill \$15.00  
1 - 2,000 CF \$ 2.25/HCF  
2,001 - 7,000 CF \$ 2.33 "  
7,001 - 15,000 CF \$ 2.38 "  
15,000 - 30,000 CF \$ 2.43 "  
over 30,000 CF \$ 2.50 "

Billing Frequency: Semi-annual

Annual cost per 120 HCF (≈ 90,000 gallons):

Water	\$ 306.40
Sewer	\$ 420.40
Combined	\$ 726.80
Percentage change from 1996	0.0%

**Residential Sewer Rates:**

Last adjusted: July 1, 1995  
Fund: Enterprise

Base Charge per bill \$15.00  
1 - 2,000 CF \$ 3.20/HCF  
2,001 - 7,000 CF \$ 3.28 "  
7,001 - 15,000 CF \$ 3.33 "  
15,000 - 30,000 CF \$ 3.38 "  
over 30,000 CF \$ 3.45 "

Based on 100% of water usage.

**Commercial Water Rates:**

Same as residential

Elderly and/or Lower Income Discounts: Yes

**Commercial Sewer Rates:**

Same as residential

Only 58% of Ashland's census population is sewered.

**Bedford (S/partial W)****Residential Water Rates:**

Last adjusted: July 1, 1997  
Fund: General

0 - 2,000 CF \$ 1.20/HCF  
over 2,001 CF \$ 3.50 "

Billing Frequency: Semi-annual

Annual cost per 120 HCF ( $\approx$  90,000 gallons):

Water	\$ 328.00
Sewer	\$ 475.00
Combined	\$ 803.00
Percentage change from 1996	4.4%

**Commercial Water Rates:**

\$3.50/HCF

Elderly and/or Lower Income Discounts: No

**Residential Sewer Rates:**

Last adjusted: July 1, 1997  
Fund: General

0 - 2,500 CF \$ 2.50/HCF  
over 2,501 CF \$ 5.00 "

Based on 100% of water usage.

**Commercial Sewer Rates:**

\$5.00/HCF

Only 81% of Bedford's census population is sewered.

**Belmont (W/S)****Residential Water Rates:**

Last adjusted: July 1, 1995  
Fund: Special Revenue

Base charge per bill \$11.00  
All units \$ 2.55/HCF

Billing Frequency: Quarterly

Annual cost per 120 HCF ( $\approx$  90,000 gallons):

Water	\$ 350.00
Sewer	\$ 594.00
Combined	\$ 944.00
Percentage change from 1996	3.3%

**Commercial Water Rates:**

Same as residential

**Residential Sewer Rates:**

Last adjusted: October 1, 1996  
Fund: General

All units \$ 4.95/HCF  
Based on 100% of water usage.

**Commercial Sewer Rates:**

Same as residential

Elderly and/or Lower Income Discounts: Yes, water only. First 8 HCF=\$11.00, all units beyond 8 HCF=\$1.75.

**Boston - Boston Water and Sewer Commission (W/S)**

**Residential Water Rates:**

Last adjusted: January 1, 1993  
Fund: Enterprise

First 19 CF/Daily	\$1.991/HCF
next 20 CF	\$1.994 "
next 50 CF	\$1.999 "
next 70 CF	\$2.003 "
next 190 CF	\$2.010 "
next 250 CF	\$2.012 "
next 700 CF	\$2.019 "
next 1,700 CF	\$2.023 "
next 3,000 CF	\$2.028 "
over 5,999 CF	\$2.032 "

**Residential Sewer Rates:**

Last adjusted: January 1, 1993  
Fund: Enterprise

First 19 CF/Daily	\$3.409/HCF
next 20 CF	\$3.447 "
next 50 CF	\$3.488 "
next 70 CF	\$3.528 "
next 190 CF	\$3.567 "
next 250 CF	\$3.608 "
next 700 CF	\$3.649 "
next 1,700 CF	\$3.686 "
next 3,000 CF	\$3.727 "
over 5,999 CF	\$3.765 "

Based on 100% of water usage.

Billing Frequency: Monthly

Annual cost per 120 HCF (≈ 90,000 gallons):

Water	\$ 239.09
Sewer	\$ 411.01
Combined	\$ 650.10
Percentage change from 1996	0.0%

**Commercial Water Rates:**

Same as residential

**Commercial Sewer Rates:**

Same as residential

Elderly and/or Lower Income Discounts: 25% Elderly/Disabled Discount on water charges only.

**Braintree (S)****Residential Water Rates:**

Last adjusted: October 1, 1996  
Fund: Enterprise

Base charge per bill	\$ 10.00
0-5/HCF	\$ 1.40/HCF
6-35/HCF	\$ 1.80/HCF
over 35 HCF	\$ 2.00/HCF

Billing Frequency: Quarterly

Annual cost per 120 HCF ( $\approx$  90,000 gallons):

Water	\$ 248.00
Sewer	\$ 512.00
Combined	\$ 760.00
Percentage change from 1996	0.0%

**Commercial Water Rates:**

Same as residential

Elderly and/or Lower Income Discounts: No

**Residential Sewer Rates:**

Last adjusted: October 1, 1996  
Fund: Enterprise

Base charge per bill	\$ 10.00
0-5/HCF	\$ 3.60/HCF
6-35/HCF	\$ 4.00/HCF
over 35 HCF	\$ 4.90/HCF

Based on 100% of water usage.

**Commercial Sewer Rates:**

Same as residential

**Brookline (W/S)****Residential Water Rates:**

Last adjusted: July 1, 1997  
Fund: Enterprise

All units \$ 2.75/HCF

Billing Frequency: Quarterly

Annual cost per 120 HCF ( $\approx$  90,000 gallons):

Water	\$ 330.00
Sewer	\$ 432.00
Combined	\$ 762.00
Percentage change from 1996	11.4%

**Commercial Water Rates:**

Same as residential

Elderly and/or Lower Income Discounts: No

**Residential Sewer Rates:**

Last adjusted: July 1, 1997  
Fund: Enterprise

All units \$ 3.60/HCF  
Based on 100% of water usage.

**Commercial Sewer Rates:**

Same as residential

**Burlington (S)**

**Residential Water Rates:**

Last adjusted: July 1, 1992  
Fund: General

Base charge per bill - includes	
first 20,000 gals.	\$18.80
20,001 - 30,000 gals.	\$ 1.21/000 gals.
30,001 - 50,000 gals.	\$ 1.37 "
50,001 - 70,000 gals.	\$ 1.68 "
over 70,001 gals.	\$ 2.00 "

**Residential Sewer Rates:**

Last adjusted: July 1, 1992  
Fund: Enterprise

Base charge per bill - includes	
first 20,000 gals.	\$37.60
20,001 - 30,000 gals.	\$ 3.45/000 gals.
30,001 - 50,000 gals.	\$ 3.90 "
50,001 - 70,000 gals.	\$ 4.80 "
over 70,001 gals.	\$ 5.70 "
Based on 100% of water usage.	

Billing Frequency: Semi-annual residential. Commercial quarterly.

Annual cost per 120 HCF (≈ 90,000 gallons):

Water	\$ 102.90
Sewer	\$ 261.20
Combined	\$ 364.10
Percentage change from 1996	0.0%

**Commercial Water Rates:**

Base charge per bill - includes	
first 10,000 gals.	\$ 9.40
10,001 - 15,000 gals.	\$ 1.26/000 gals.
15,001 - 35,000 gals.	\$ 1.37 "
over 35,001 gals.	\$ 1.89 "

**Commercial Sewer Rates:**

Base charge per bill - includes	
first 10,000 gals.	\$18.80
10,001 - 15,000 gals.	\$ 3.60/000 gals.
15,001 - 35,000 gals.	\$ 3.90 "
over 35,001 gals.	\$ 5.40 "

Elderly and/or Lower Income Discounts: No

**Cambridge (S/partial W)****Residential Water Rates:**

Last adjusted: July 1, 1997  
Fund: Enterprise

0 - 40 HCF	\$ 1.92/HCF
41 - 400 HCF	\$ 2.07 "
401 - 2,000 HCF	\$ 2.19 "
2,001 - 10,000 HCF	\$ 2.34 "
over 10,000 HCF	\$ 2.51 "

Billing Frequency: Quarterly

Annual cost per 120 HCF ( $\approx$  90,000 gallons):

Water	\$ 230.40
Sewer	\$ 392.40
Combined	\$ 622.80
Percentage change from 1996	3.6%

**Commercial Water Rates:**

Same as residential

**Residential Sewer Rates:**

Last adjusted: July 1, 1997  
Fund: General

0 - 40 HCF	\$ 3.27/HCF
41 - 400 HCF	\$ 3.46 "
401 - 2,000 HCF	\$ 3.73 "
2,001 - 10,000 HCF	\$ 4.01 "
over 10,000 HCF	\$ 4.26 "

Based on 100% of water usage.

**Commercial Sewer Rates:**

Same as residential

Elderly and/or Lower Income Discounts: Yes, residents over 65 who own/occupy their own home are eligible for a 10% discount on water/sewer bills, not to exceed \$60.00 per year.

**Canton (S/partial W)****Residential Water Rates:**

Last adjusted: July 1, 1993  
Fund: Enterprise

0 - 17 HCF	\$ 1.78/HCF
18 - 45 HCF	\$ 1.94 "
46 - 83 HCF	\$ 2.01 "
over 83 HCF	\$ 2.26 "

Billing Frequency: Tri-annual

Annual cost per 120 HCF ( $\approx$  90,000 gallons):

Water	\$ 224.64
Sewer	\$ 419.88
Combined	\$ 644.52
Percentage change from 1996	0.0%

**Commercial Water Rates:**

Same as residential except industrial and agricultural accounts.

Elderly and/or Lower Income Discounts: No

**Residential Sewer Rates:**

Last adjusted: July 1, 1996  
Fund: Enterprise

0 - 17 HCF	\$ 3.20/HCF
18 - 45 HCF	\$ 3.72 "
46 - 83 HCF	\$ 4.44 "
over 83 HCF	\$ 4.87 "

Based on 100% of water usage.

**Commercial Sewer Rates:**

Same as residential except industrial and agricultural accounts.

Only 73% of the census population is sewered.



**Chelsea (W/S)**

**Residential Water Rates:**

Last adjusted: July 1, 1997  
 Fund: Enterprise

All units \$ 1.93/HCF

Billing Frequency: Monthly

Annual cost per 120 HCF (≈ 90,000 gallons):

Water  
 Sewer  
 Combined  
 Percentage change from 1996

**Residential Sewer Rates:**

Last adjusted: July 1, 1997  
 Fund: Enterprise

All units \$ 4.10/HCF  
 Based on 100% of water usage.

\$ 231.60  
 \$ 492.00  
 \$723.60  
 3.4%

**Commercial Water Rates:**

Same as residential

Elderly and/or Lower Income Discounts: No

**Commercial Sewer Rates:**

Same as residential

**Chicopee (W)**

**Residential Water Rates:**

Last adjusted: January 1, 1992  
 Fund: Special Revenue

Base charge per bill - includes  
 first 1,000 CF \$14.00  
 1,000 CF \$ 1.20/HCF

Billing Frequency: Quarterly

Annual cost per 120 HCF (≈ 90,000 gallons):

Water  
 Sewer  
 Combined  
 Percentage change from 1996

**Residential Sewer Rates:**

Last adjusted: October 1, 1992  
 Fund: Special Revenue

All units \$ 1.75/HCF  
 Based on 100% of water usage, with a summer discount of 30% during the months of June, July and August.

\$ 152.00  
 \$ 194.25  
 \$ 346.25  
 0.0%

**Commercial/Industrial Water Rates:**

Accounts with consumption in excess of 1.2 million CF/YR \$ 0.50/HCF

Elderly and/or Lower Income Discounts: No

**Commercial/Industrial Sewer Rates:**

Same as residential

**Clinton (W/S)****Residential Water Rates:**

Last adjusted: July 1, 1990  
Fund: General

All units \$ 0.73/HCF

Billing Frequency: Semi-annual

Annual cost per 120 HCF ( $\approx$  90,000 gallons):

Water	\$ 87.60
Sewer	\$ 65.70
Combined	\$ 153.30
Percentage change from 1996	0.0%

**Residential Sewer Rates:**

Last adjusted: July 1, 1990  
Fund: Enterprise

Sewer bill is 75% of water bill

**Commercial Water Rates:**

Same as residential

Elderly and/or Lower Income Discounts: No

**Commercial Sewer Rates:**

Same as residential

**Dedham (S)****Residential Water Rates:**

Last adjusted: January 1, 1995  
Fund: General

Base charge per bill - includes  
first 500 CF \$28.20  
over 500 CF \$ 3.26/HCF

Billing Frequency: Quarterly

Annual cost per 120 HCF ( $\approx$  90,000 gallons):

Water	\$ 438.80
Sewer	\$ 334.08
Combined	\$ 772.88
Percentage change from 1996	0.0%

**Residential Sewer Rates:**

Last adjusted: July 1, 1996  
Fund: General

All units \$ 4.64/HCF  
Based on 60% of water usage.

**Commercial Water Rates:**

Minimum charge 5/8" meter  
with 900 CF allowance \$41.25

Minimum charge 3/4" meter  
with 1,500 CF allowance \$66.75

Minimum charge 1" meter  
with 2,400 CF allowance \$108.00

Minimum charge 1 1/2" meter  
with 4,800 CF allowance \$215.97

Minimum charge 2" meter  
with 7,500 CF allowance \$339.69

**Commercial Sewer Rates:**

All units \$ 4.64/HCF  
Based on 60% of water usage.

Minimum charge 3" meter with 15,000 CF allowance	\$667.50
Minimum charge 4" meter with 24,000 CF allowance	\$1,079.49
Minimum charge 6" meter with 48,000 CF allowance	\$2,159.79
Minimum charge 8" meter with 96,000 CF allowance	\$4,081.59
All units in excess of allowance	\$ 3.26/HCF

Elderly and/or Lower Income Discounts: No

**Everett (W/S)**

**Residential Water Rates:**

Last adjusted: July 1, 1996  
Fund: General

First 10,000 CF	\$ 1.48/HCF
over 10,000 CF	\$ 1.85 "

Billing Frequency: Quarterly

Annual cost per 120 HCF. (≈ 90,000 gallons):

Water	\$ 177.60
Sewer	\$ 355.20
Combined	\$ 532.80
Percentage change from 1996	6.5%

**Commercial Water Rates:**

Same as residential

Elderly and/or Lower Income Discounts: Yes, 15% on water.

**Residential Sewer Rates:**

Last adjusted: July 1, 1996  
Fund: General

First 10,000 CF	\$ 2.96/HCF
over 10,000 CF	\$ 3.79 "

Based on 100% of water usage.

**Commercial Sewer Rates:**

Same as residential

**Framingham (W/S)****Residential Water Rates:**

Last adjusted: July 21, 1997  
Fund: Enterprise

Base charge per bill	\$ 12.90
1 - 52 HCF	\$ 1.15/HCF
53 - 1,000 HCF	\$ 1.35 "
over 1,000	\$ 1.67 "

Billing Frequency: Tri-annual

Annual cost per 120 HCF (≈ 90,000 gallons):

Water	\$ 176.70
Sewer	\$ 316.50
Combined	\$ 493.20
Percentage change from 1996	0.9%

**Commercial Water Rates:**

Same as residential

**Residential Sewer Rates:**

Last adjusted: July 21, 1997  
Fund: Enterprise

Base charge per bill	\$ 5.50
1 - 52 HCF	\$ 2.50/HCF
53 - 1,000	\$ 3.90 "
over 1,000	\$ 5.15 "

Based on 100% of water usage.

**Commercial Sewer Rates:**

Same as residential

Elderly and/or Lower Income Discounts: Yes, elderly discount for water only.

**Hingham (S)****Residential Water Rates:**

Last adjusted: June 1, 1996  
Fund: Private Company

Base charge per bill	\$ 76.35
0 - 36 HCF	\$ 2.040/HCF
37 - 839 HCF	\$ 1.073/HCF
Over 839 HCF	\$ .900/HCF
Consumption charge for water treatment facility lease 1/HCF	\$ .795/HCF
Consumption charge for water treatment O& M 1/HCF	\$ .563/HCF

Billing Frequency: Water Quarterly, Sewer Semi-annual

Annual cost per 120 HCF (≈ 90,000 gallons):

Water	\$ 713.16
Sewer	\$ 582.00
Combined	\$ 1295.16
Percentage change from 1996	2.9%

**Commercial Water Rates:**

n/a

**Residential Sewer Rates:**

Last adjusted: April 1, 1997  
Fund: Special Revenue

All units	4.85/HCF
-----------	----------

Based on 100% of water usage.

**Commercial Sewer Rates:**

n/a

Elderly and/or Lower Income Discounts: n/a

- ◆ Of Hingham's census population, only 31% has access to local sewers receiving MWRA wholesale sewer service.
- ◆ Hingham's water services are provided by the Massachusetts-American Water Company.

**Holbrook (S)**

**Residential Water Rates:**

Last adjusted: October 1, 1995  
Fund: n/a

All units \$1.40/HCF

Billing Frequency: Semi-annual

Annual cost per 120 HCF (≈ 90,000 gallons):

Water	\$ 168.00
Sewer	\$ 384.00
Combined	\$ 552.00
Percentage change from 1996	21.1%

**Residential Sewer Rates:**

Last adjusted: October 1, 1996  
Fund: General

All Units \$3.20/HCF

**Commercial Water Rates:**

All units \$ 1.45/HCF

**Commercial Sewer Rates:**

All units \$ 3.30/HCF

Elderly and/or Lower Income Discounts: No

Only 58.5% of the census population is sewered. This is the third year that Holbrook has metered water and sewer use of residential customers. Prior to this current span, users were billed a semi-annual flat fee.

**Leominster (partial W)**

**Residential Water Rates:**

Last adjusted: July 1, 1997  
Fund: Special Revenue

Minimum Charge \$ 11.00  
All units \$ 1.30/HCF

Billing Frequency: Quarterly

Annual cost per 120 HCF (≈ 90,000 gallons):

Water	\$ 168.80
Sewer	\$ 150.40
Combined	\$ 319.20
Percentage change from 1996	5.1%

**Residential Sewer Rates:**

Last adjusted: July 1, 1997  
Fund: Special Revenue

Minimum Charge \$ 10.00  
All units \$ 1.15/HCF  
Based on 100% of water usage.

**Commercial Water Rates:**

n/a

**Commercial Sewer Rates:**

n/a

Elderly and/or Lower Income Discounts: n/a

The 5.1% rate increase for 1997 is based upon revised computations of Leominster's 1996 water and sewer rates. The 1996 calculation failed to account for minimum charges per quarter (up to 6 HCF). The base charges for 1996 were \$12.30 for water and \$12.00 for sewer. Thus, the percentage change from 1996 is calculated from a revised 120 HCF average of \$159.60 for water, and \$144.00 for sewer.

**Lexington (W/S)****Residential Water Rates:**

Last adjusted: October 15, 1996  
Fund: Enterprise

First 10 HCF	\$ 1.20/HCF
11 - 20 HCF	\$ 1.75 "
21 - 80 HCF	\$ 2.00 "
81 - 120 HCF	\$ 3.32 "
over 121HCF	\$ 3.45 "

Billing Frequency: Semi-annual

Annual cost per 120 HCF (≈ 90,000 gallons):

Water	\$ 219.00
Sewer	\$ 486.00
Combined	\$ 705.00
Percentage change from 1996	5.2%

**Commercial Water Rates:**

Same as residential

Elderly and/or Lower Income Discounts: No

**Residential Sewer Rates:**

Last adjusted: October 15, 1996  
Fund: Enterprise

First 10 HCF	\$ 1.80/HCF
11 - 20 HCF	\$ 3.80 "
21 - 40 HCF	\$ 4.00 "
41 - 80 HCF	\$ 5.35 "
Over 81 HCF	\$ 7.65 "

Based on 100% of water usage.

**Commercial Sewer Rates:**

Same as residential

**Lynn (partial W)****Residential Water Rates:**

Last adjusted: July 1, 1997  
Fund: Enterprise

0 - 2,700 CF	\$ 2.14/HCF
2,800 - 7,300 CF	\$ 2.15 "
7,400 - 281,000 CF	\$ 2.16 "
over 281,000 CF	\$ 2.17 "

Billing Frequency: Quarterly

Annual cost per 120 HCF (≈ 90,000 gallons):

Water	\$ 256.92
Sewer	\$ 355.32
Combined	\$ 612.24
Percentage change from 1996	0.0%

**Commercial Water Rates:**

Same as residential

Elderly and Disabled Discounts: Yes, for owner occupied discounts on water service for widows and widowers, elderly, and fully disabled.

**Residential Sewer Rates:**

Last adjusted: July 1, 1997  
Fund: Enterprise

0 - 2,700 CF	\$ 2.96/HCF
2,800 - 7,300 CF	\$ 2.97 "
7,400 - 281,000 CF	\$ 2.98 "
over 281,000 CF	\$ 2.99 "

Based on 100% of water usage.

**Commercial Sewer Rates:**

Same as residential

**Lynnfield - Lynnfield Water District (W)**

**Residential Water Rates:**

Last adjusted: October 1, 1994  
 Fund: n/a

Base charge per bill - includes  
 first 2,000 CF \$36.00  
 2,000 - 10,000 CF \$ 1.32/HCF  
 over 10,000 CF \$ 1.50 "

Billing Frequency: Semi-annual

Annual cost per 120 HCF (≈ 90,000 gallons):

Water  
 Sewer  
 Combined  
 Percentage change from 1996

**Residential Sewer Rates:**

Last adjusted: n/a  
 Fund: n/a

Community not sewered

\$ 177.60  
 \$ not sewered  
 \$ 177.60  
 0.0%

**Commercial Water Rates:**

Base charge per quarterly bill - includes  
 first 1,000 CF \$ 18.00  
 1,000 - 5,000 CF \$ 1.32 "  
 over 5,000 CF \$ 1.50 "

Elderly and/or Lower Income Discounts: n/a

**Commercial Sewer Rates:**

n/a

**Malden (W/S)**

**Residential Water Rates:**

Last adjusted: July 1, 1997  
 Fund: Enterprise

Base charge per bill - includes  
 first 1,000 CF \$15.00  
 1,001 - 5,000 CF \$ 1.33/HCF  
 5,001 - 75,000 CF \$ 2.05 "  
 over 75,000 CF \$ 2.53 "

Billing Frequency: Semi-annual

Annual cost per 120 HCF (≈ 90,000 gallons):

Water  
 Sewer  
 Combined  
 Percentage change from 1996

**Residential Sewer Rates:**

Last adjusted: July 1, 1997  
 Fund: Enterprise

Base charge per bill - includes  
 first 1,000 CF \$15.00  
 1,001 - 5,000 CF \$ 3.11/HCF  
 5,001 - 75,000 CF \$ 5.24 "  
 over 75,000 CF \$ 5.78 "  
 Based on 100% of water usage.

\$ 177.40  
 \$ 383.60  
 \$ 561.00  
 4.3%

**Commercial Water Rates:**

n/a

**Commercial Sewer Rates:**

n/a

Elderly and/or Lower Income Discounts: n/a

**Marblehead (W)****Residential Water Rates:**

Last adjusted: July 1, 1997  
Fund: Enterprise

Base charge per quarter \$ 6.25  
First 3,000 CF \$ 1.55/HCF  
over 3,000 CF \$ 1.85 "

Billing Frequency: Quarterly

Annual cost per 120 HCF ( $\approx$  90,000 gallons):

Water	\$ 211.00
Sewer	\$ 423.00
Combined	\$ 634.00
Percentage change from 1996	2.9%

**Residential Sewer Rates:**

Last adjusted: July 1, 1997  
Fund: Enterprise

Base charge per quarter \$ 3.75  
First 3,000 CF \$ 3.40/HCF  
over 3,000 CF \$ 3.70 "

Based on 100% of water usage.

**Commercial Water Rates:**

Same as residential

Elderly and/or Lower Income Discounts: No

**Commercial Sewer Rates:**

Same as residential

Marblehead is a member of the South Essex Sewer District.

**Marlborough (partial W)****Residential Water Rates:**

Last adjusted: July 1, 1996  
Fund: Enterprise

All units \$ 2.10/HCF

Billing Frequency: Quarterly for residencies. Monthly for large volume users.

Annual cost per 120 HCF ( $\approx$  90,000 gallons):

Water	\$ 252.00
Sewer	\$ 246.00
Combined	\$ 498.00
Percentage change from 1996	0.0%

**Residential Sewer Rates:**

Last adjusted: July 1, 1996  
Fund: Enterprise

All units \$ 2.05/HCF  
Based on 100% of water usage.

**Commercial Water Rates:**

Same as residential

Elderly and/or Lower Income Discounts: No

**Commercial Sewer Rates:**

Same as residential



**Medford (W/S)**

**Residential Water Rates:**

Last adjusted: July 1, 1995  
Fund: Enterprise

All units \$ 1.7862/HCF

Billing Frequency: Quarterly

Annual cost per 120 HCF (≈ 90,000 gallons):

Water	\$ 214.34
Sewer	\$ 435.48
Combined	\$ 649.82
Percentage change from 1996	0.0%

**Residential Sewer Rates:**

Last adjusted: July 1, 1995  
Fund: Enterprise

All units \$ 3.62896/HCF  
Based on 100% of water usage.

**Commercial Water Rates:**

Same as residential

Elderly and/or Lower Income Discounts: Yes

**Commercial Sewer Rates:**

Same as residential

**Melrose (W/S)**

**Residential Water Rates:**

Last adjusted: June 17, 1996  
Fund: Enterprise

All units \$ 1.95/HCF

Billing Frequency: Quarterly

Annual cost per 120 HCF (≈ 90,000 gallons):

Water	\$ 234.00
Sewer	\$ 484.92
Combined	\$ 718.92
Percentage change from 1996	0.0%

**Residential Sewer Rates:**

Last adjusted: July 18, 1994  
Fund: Enterprise

All units \$ 4.49/HCF  
Based on 90% of water usage.

**Commercial Water Rates:**

All units \$ 2.42/HCF

Elderly and/or Lower Income Discounts: Yes, 20% discount on water and sewer.

**Commercial Sewer Rates:**

All units \$ 4.49/HCF

**Milton (W/S)****Residential Water Rates:**

Last adjusted: July 1, 1997  
Fund: Special Revenue

Base charge per bill - includes  
From 0 - 6 HCF \$ 6.00  
over 6 HCF \$ 2.50/HCF

Billing Frequency: Quarterly

Annual cost per 120 HCF ( $\approx$  90,000 gallons):

Water  
Sewer  
Combined  
Percentage change from 1996

**Residential Sewer Rates:**

Last adjusted: July 1, 1997  
Fund: Special Revenue

Base charge per bill - includes  
From 0 - 6 HCF \$ 6.00  
over 6 HCF \$ 5.65/HCF  
Based on 100% of water usage.

\$ 264.00  
\$ 566.40  
\$ 830.40  
2.4%

**Commercial Water Rates:**

Same as residential

Elderly and/or Lower Income Discounts: No

**Commercial Sewer Rates:**

Same as residential

**Nahant (W)****Residential Water Rates:**

Last adjusted: July, 1996  
Fund: General

All units \$ 4.42/HCF

Billing Frequency: Tri-annual

Annual cost per 120 HCF ( $\approx$  90,000 gallons):

Water  
Sewer  
Combined  
Percentage change from 1996

**Residential Sewer Rates:**

Last adjusted: July, 1996  
Fund: General

All units \$ 5.39/HCF  
Based on 100% of water usage.

\$ 530.40  
\$ 646.80  
\$ 1,177.20  
0.0%

**Commercial Water Rates:**

Same as residential

Elderly and/or Lower Income Discounts: No

**Commercial Sewer Rates:**

Same as residential

Nahant receives wholesale wastewater services from the Lynn Water and Sewer Commission.

**Natick (S)**

**Residential Water Rates:**

Last adjusted: June 16, 1997  
Fund: General

From 0-7 HCF	\$ 6.30
7-20 HCF	\$ 1.80/HCF
20-100 HCF	\$ 1.98/HCF
Balance	\$ 2.18/HCF

Billing Frequency: Quarterly

Annual cost per 120 HCF (≈ 90,000 gallons):

Water	\$ 198.00
Sewer	\$ 520.20
Combined	\$ 718.20
Percentage change from 1996	14.7%

**Residential Sewer Rates:**

Last adjusted: June 16, 1997  
Fund: General

From 0-7 HCF	\$ 16.56
7-20 HCF	\$ 4.73/HCF
20-100 HCF	\$ 5.20/HCF
Balance	\$ 5.72/HCF

Based on 100% water usage.

**Commercial Water Rates:**

n/a

**Commercial Sewer Rates:**

n/a

Elderly and/or Lower Income Discounts: Yes, 25% discount for eligible senior citizens.

- ◆ Natick moved from a flat HCF rate to an ascending block structure on June 16, 1997.
- ◆ Only 82% of Natick's census population is sewerred.

**Needham (S/partial W)**

**Residential Water Rates:**

Last adjusted: September 25, 1997  
Fund: Enterprise

1-12/HCF	\$ 1.15/HCF
13-30/HCF	\$ 1.46/ "
31-50/HCF	\$ 1.74/ "
over 50/HCF	\$ 2.10/ "

Billing Frequency: Quarterly

Annual cost per 120 HCF (≈ 90,000 gallons):

Water	\$ 160.32
Sewer	\$ 575.40
Combined	\$ 735.72
Percentage change from 1996	9.7%

**Residential Sewer Rates:**

Last adjusted: September 25, 1997  
Fund: Enterprise

1-15/HCF	\$ 4.42/HCF
16-30/HCF	\$ 5.17/ "
31-50/HCF	\$ 5.78/ "
over 50/HCF	\$ 6.37/ "

Based on 100% of water usage.

**Commercial Water Rates:**

Same as residential

Elderly and/or Lower Income Discounts: n/a

**Commercial Sewer Rates:**

Same as residential with the exception of Coca-Cola:  
1-15/HCF \$2.47; 16-30/HCF \$2.79;  
31-50/HCF \$3.04; over 50/HCF \$3.13

Only 88% of Needham's census population is sewerred.

**Newton (W/S)****Residential Water Rates:**

Last adjusted: August 3, 1997  
Fund: Special Revenue

First 20 HCF \$ 1.39/HCF  
21 - 70 HCF \$ 1.67 "  
over 70 HCF \$ 2.00 "

Billing Frequency: Quarterly

Annual cost per 120 HCF ( $\approx$  90,000 gallons):

Water	\$ 178.00
Sewer	\$ 510.40
Combined	\$ 688.40
Percentage change from 1996	8.4%

**Residential Sewer Rates:**

Last adjusted: August 3, 1997  
Fund: Special Revenue

First 20 HCF \$ 3.99/HCF  
21 - 70 HCF \$ 4.78 "  
over 70 HCF \$ 5.75 "

Based on 100% of water usage.

**Commercial Water Rates:**

Same as residential

**Commercial Sewer Rates:**

Same as residential

Elderly and/or Lower Income Discounts: Yes, a 30% discount for water supplied to dwellings owned and inhabited by any person who is certified by the Board of Assessors as qualifying under one or more of the tax exemption programs set out in Massachusetts General Laws.

**Northborough (partial W)****Residential Water Rates:**

Last adjusted: May, 1993  
Fund: Enterprise

All units \$ 1.60/HCF

Billing Frequency: Semi-annual

Annual cost per 120 HCF ( $\approx$  90,000 gallons):

Water	\$ 192.00
Sewer	\$ 282.60
Combined	\$ 474.60
Percentage change from 1996	0.0%

**Residential Sewer Rates:**

Last adjusted: February, 1994  
Fund: Enterprise

All units \$ 2.355/HCF  
Based on 100% of water usage.

**Commercial Water Rates:**

Same as residential

**Commercial Sewer Rates:**

Same as residential

Elderly and/or Lower Income Discounts: Yes

**Norwood (W/S)**

**Residential Water Rates:**

Last adjusted: July 1, 1997  
Fund: General

First 1,000 CF \$ 1.10/HCF  
over 1,000 CF \$ 1.45 "

Billing Frequency: Residential use billed bi-monthly, Commercial use billed monthly

Annual cost per 120 HCF (≈ 90,000 gallons):

Water	\$ 153.00
Sewer	\$ 427.68
Combined	\$ 580.68
Percentage change from 1996	13.5%

**Commercial Water Rates:**

First 500 CF \$ 1.10/HCF  
over 500 CF \$ 1.45 "  
Billed on a monthly basis.

Elderly and/or Lower Income Discounts: No

**Residential Sewer Rates:**

Last adjusted: July 1, 1997  
Fund: General

First 600 CF \$ 4.10/HCF  
over 600 CF \$ 7.78 "  
Based on 60% of water usage.

**Commercial Sewer Rates:**

First 300 CF \$ 4.10/HCF  
over 300 CF \$ 7.78 "  
Based on 60% of water usage.  
Billed on a monthly basis.

**Peabody (partial W)**

**Residential Water Rates:**

Last adjusted: July 1, 1995  
Fund: General

First 15 HCF \$ 1.81/HCF  
over 15 HCF \$ 1.98 "

Billing Frequency: Quarterly

Annual cost per 120 HCF (≈ 90,000 gallons):

Water	\$ 227.40
Sewer	\$ 262.80
Combined	\$ 490.20
Percentage change from 1996	0.0%

**Commercial Water Rates:**

First 15 HCF \$ 2.07/HCF  
over 15 HCF \$ 2.27 "

Elderly and/or Lower Income Discounts: No

**Residential Sewer Rates:**

Last adjusted: July 1, 1995  
Fund: General

First 15 HCF \$ 2.09/HCF  
over 15 HCF \$ 2.29 "  
Based on 100% of water usage.

**Commercial Sewer Rates:**

First 15 HCF \$ 2.41/HCF  
over 15 HCF \$ 2.66 "

Peabody receives wholesale wastewater service from the South Essex Sewerage District.

**Quincy (W/S)****Residential Water Rates:**

Last adjusted: July 1, 1995  
Fund: General

All units \$ 1.52/HCF

Billing Frequency: Quarterly

Annual cost per 120 HCF ( $\approx$  90,000 gallons):

Water  
Sewer  
Combined  
Percentage change from 1996

**Residential Sewer Rates:**

Last adjusted: July 1, 1997  
Fund: General

All units \$ 4.96/HCF  
Based on 70% of water usage

\$ 182.40  
\$ 416.64  
\$ 599.04  
0.8%

**Commercial Water Rates:**

Same as residential

**Commercial Sewer Rates:**

Same as residential

Elderly and/or Lower Income Discounts: Yes, 25% discount for both water and sewer.

**Randolph (S)****Residential Water Rates:**

Last adjusted: July 1, 1995  
Fund: General

All units \$ 1.15/HCF

Billing Frequency: Semi-annual

Annual cost per 120 HCF ( $\approx$  90,000 gallons):

Water  
Sewer  
Combined  
Percentage change from 1996

**Residential Sewer Rates:**

Last adjusted: July 1, 1995  
Fund: General

Base charge - includes  
first 500 CF \$15.00  
next 4,500 CF \$ 2.80/HCF  
over 5,000 CF \$ 4.17 "  
Based on 100% of water usage.

\$ 138.00  
\$ 365.40  
\$ 503.40  
0.0%

**Commercial Water Rates:**

Same as residential

**Commercial Sewer Rates:**

Same as residential

Elderly and/or Lower Income Discounts: Elderly credit on water only, \$8.00 per year.

**Reading (S)**

**Residential Water Rates:**

Last adjusted: August 1, 1997  
 Fund: Enterprise

All units \$ 3.11/HCF

Billing Frequency: Quarterly

Annual cost per 120 HCF (≈ 90,000 gallons):

Water	\$ 373.20
Sewer	\$ 613.20
Combined	\$ 986.40
Percentage change from 1996	20.5%

**Residential Sewer Rates:**

Last adjusted: August 1, 1997  
 Fund: Enterprise

All units \$5.11/HCF  
 Based on 100% of water usage.

**Commercial Water Rates:**

Same as residential

Elderly and/or Lower Income Discounts: No

**Commercial Sewer Rates:**

Same as residential

**Revere (W/S)**

**Residential Water Rates:**

Last adjusted: July 1, 1996  
 Fund: General

All units \$ 1.51/HCF

Billing Frequency: Quarterly for residential. Monthly for Commercial.

Annual cost per 120 HCF (≈ 90,000 gallons):

Water	\$ 181.20
Sewer	\$ 409.20
Combined	\$ 590.40
Percentage change from 1996	0.7%

**Residential Sewer Rates:**

Last adjusted: July 1, 1996  
 Fund: General

All units \$ 3.41/HCF  
 Based on 100% of water usage.

**Commercial Water Rates:**

Same as residential

Elderly and/or Lower Income Discounts: No

**Commercial Sewer Rates:**

Same as residential

For the 1996 survey, the sewer charge was calculated at 99% of the water charge. This year's Survey calculates the sewer charge at 100% of the water charge, otherwise there were no other changes to Revere's rate structure for 1997.

**Saugus (W)****Residential Water Rates:**

Last adjusted:	July 1, 1990
Fund:	Enterprise
First 30 HCF	\$ 1.00/HCF
31 - 100 HCF	\$ 1.35 "
101 - 200 HCF	\$ 1.40 "
201 - 500 HCF	\$ 1.50 "
501 - 1,000 HCF	\$ 1.60 "
over 1,000 HCF	\$ 1.70 "

**Residential Sewer Rates:**

Last adjusted:	July 1, 1990
Fund:	Enterprise
First 30 HCF	\$ 1.20/HCF
31 - 100 HCF	\$ 1.40 "
101 - 200 HCF	\$ 1.60 "
201 - 500 HCF	\$ 1.80 "
500 - 1,000 HCF	\$ 2.00 "
over 1,000 HCF	\$ 2.20 "

Based on 100% of water usage.

Billing Frequency: Semi-annual

Annual cost per 120 HCF ( $\approx$  90,000 gallons):

Water	\$ 141.00
Sewer	\$ 156.00
Combined	\$ 297.00
Percentage change from 1996	0.0%

**Commercial Water Rates:**

Same as residential

Elderly and/or Lower Income Discounts: No

**Commercial Sewer Rates:**

Same as residential

**Somerville (W/S)****Residential Water Rates:**

Last adjusted:	July 1, 1997
Fund:	General
First 50 HCF	\$ 1.76/HCF
51 - 100 HCF	\$ 1.85 "
over 100 HCF	\$ 1.91 "

**Residential Sewer Rates:**

Last adjusted:	July 1, 1997
Fund:	General
First 50 HCF	\$ 2.79/HCF
51 - 100 HCF	\$ 2.92 "
over 100 HCF	\$ 3.04 "

Based on 100% of water usage.

Billing Frequency: Quarterly

Annual cost per 120 HCF ( $\approx$  90,000 gallons):

Water	\$ 211.20
Sewer	\$ 334.80
Combined	\$ 546.00
Percentage change from 1996	10.2%

**Commercial Water Rates:**

Same as residential

Elderly and/or Lower Income Discounts: No

**Commercial Sewer Rates:**

Same as residential



**South Hadley (partial W)**

**Residential Water Rates:**

Last adjusted: June 1, 1994  
 Fund: Special Revenue

Base charge per family unit \$ 5.00  
 0 - 250,000,000 CF \$ 2.15/HCF  
 over 250,000,000 CF \$ 2.25 "

Billing Frequency: Quarterly

Annual cost per 120 HCF (≈ 90,000 gallons):

Water  
 Sewer  
 Combined  
 Percentage change from 1996

**Residential Sewer Rates:**

Last adjusted: n/a  
 Fund: n/a

Community not sewered.

\$ 278.00  
 \$ not sewered  
 \$ 278.00  
 0.0%

**Commercial Water Rates:**

Same as residential

Elderly and/or Lower Income Discounts: No

**Commercial Sewer Rates:**

Same as residential

**Southborough (W)**

**Residential Water Rates:**

Last adjusted: November 1, 1990  
 Fund: Special Revenue

All units \$ 2.18/HCF

Billing Frequency: Quarterly

Annual cost per 120 HCF (≈ 90,000 gallons):

Water  
 Sewer  
 Combined  
 Percentage change from 1996

**Residential Sewer Rates:**

Last adjusted: n/a  
 Fund: n/a

Community not sewered.

\$ 261.60  
 Not Sewered  
 \$ 261.60  
 0.0%

**Commercial Water Rates:**

Same as residential

Elderly and/or Lower Income Discounts: Yes, elderly water rate is \$18.17 for the first 1,000 CF and \$2.18 for each additional 100 CF utilized in each billing period.

**Commercial Sewer Rates:**

Same as residential

**Stoneham (W/S)****Residential Water Rates:**

Last adjusted: July 1, 1997  
Fund: Special Revenue

All units \$ 1.80/HCF

Billing Frequency: Quarterly

Annual cost per 120 HCF ( $\approx$  90,000 gallons):

Water	\$ 216.00
Sewer	\$ 600.00
Combined	\$ 816.00
Percentage change from 1996	6.3%

**Residential Sewer Rates:**

Last adjusted: July 1, 1997  
Fund: Special Revenue

All units \$ 5.00/HCF  
Based on 100% of water usage.

**Commercial Water Rates:**

Same as residential

Elderly and/or Lower Income Discounts: No

**Commercial Sewer Rates:**

Same as residential

**Stoughton (S)****Residential Water Rates:**

Last adjusted: July 1, 1996  
Fund: Enterprise

First 1,000 CF	\$ 37.33
next 1,000 CF	\$ 1.49/HCF
next 3,200 CF	\$ 1.69 "
next 6,600 CF	\$ 1.87 "
next 6,600 CF	\$ 2.05 "
next 6,600 CF	\$ 2.25 "
next 25,000 CF	\$ 2.44 "
next 50,000 CF	\$ 2.60 "
over 100,000 CF	\$ 3.09 "

Billing Frequency: Semi-annual

Annual cost per 120 HCF ( $\approx$  90,000 gallons):

Water	\$ 242.54
Sewer	\$ 722.40
Combined	\$ 964.94
Percentage change from 1996	4.4%

**Residential Sewer Rates:**

Last adjusted: July 1, 1997  
Fund: Enterprise

Customers on town water pay \$6.02/HCF, based on 100% of water usage, with a minimum charge of \$93.86 per billing period.

Customers with private wells pay a flat charge of: \$240.84 per condominium \$361.28 per private home.

**Commercial Water Rates:**

Same as residential

Elderly and/or Lower Income Discounts: Yes, 15% discount on water only for residents 70 and above.

**Commercial Sewer Rates:**

Same as residential

Only 58% of Stoughton's census population is sewered.

**Swampscott (W)**

**Residential Water Rates:**

Last adjusted: July 10, 1997  
Fund: General

All units \$ 2.57/HCF

Billing Frequency: Semi-annual

Annual cost per 120 HCF (≈ 90,000 gallons):

Water	\$ 308.40
Sewer	\$ 307.20
Combined	\$ 615.60
Percentage change from 1996	4.3%

**Residential Sewer Rates:**

Last adjusted: July 10, 1997  
Fund: General

All units \$ 2.56/HCF  
Based on 100% of water usage.

**Commercial Water Rates:**

Same as residential

Elderly and/or Lower Income Discounts: No

**Commercial Sewer Rates:**

Same as residential

**Wakefield (S/partial W)**

**Residential Water Rates:**

Last adjusted: July 1, 1997  
Fund: Enterprise

Base charge per bill \$ 18.00  
All units \$ 1.90/HCF

Billing Frequency: Quarterly

Annual cost per 120 HCF (≈ 90,000 gallons):

Water	\$ 300.00
Sewer	\$ 612.00
Combined	\$ 912.00
Percentage change from 1996	3.4%

**Residential Sewer Rates:**

Last adjusted: July 1, 1997  
Fund: Enterprise

Base charge per bill \$ 18.00  
All units \$ 4.50/HCF  
Based on 100% of water usage.

**Commercial Water Rates:**

Same as residential

Elderly and/or Lower Income Discounts: No

**Commercial Sewer Rates:**

Same as residential

**Walpole (S)****Residential Water Rates:**

Last adjusted: July 1, 1997  
Fund: Special Revenue

All units \$ 2.596/HCF

**Residential Sewer Rates:**

Last adjusted: July 1, 1997  
Fund: Special Revenue

Base charge per bill - includes  
All units \$4.517/HCF  
Based on 80% of water usage.

Billing Frequency: Quarterly for residential. Monthly for commercial/industrial.

Annual cost per 120 HCF ( $\approx$  90,000 gallons):

Water	\$ 311.52
Sewer	\$ 433.63
Combined	\$ 745.15
Percentage change from 1996	-0.6%

**Commercial Water Rates:**

Same as residential

**Commercial Sewer Rates:**

Same as residential

Elderly and/or Lower Income Discounts: No

Only 59% of Walpole's census population is sewered.

**Waltham (W/S)****Residential Water Rates:**

Last adjusted: January 1, 1997  
Fund: Enterprise

First 800 CF per month	\$ 1.30/HCF
801 - 1,500 CF per month	\$ 1.41 "
1,500 - 4,000 CF per month	\$ 1.71 "
over 4,000	\$ 1.98 "

Billing Frequency: Quarterly

Annual cost per 120 HCF ( $\approx$  90,000 gallons):

Water	\$ 159.96
Sewer	\$ 352.92
Combined	\$ 512.88
Percentage change from 1996	0.9%

**Commercial Water Rates:**

Same as residential

**Residential Sewer Rates:**

Last adjusted: January 1, 1997  
Fund: Enterprise

First 800 CF per month	\$ 2.86/HCF
801 - 1,500 CF per month	\$ 3.13 "
1,500 - 4,000 CF per month	\$ 3.29 "
over 4,000	\$ 3.44 "

**Commercial Sewer Rates:**

Same as residential

Elderly and/or Lower Income Discounts: No

**Watertown (W/S)**

**Residential Water Rates:**

Last adjusted: July 1, 1997  
Fund: General

Base charge per bill - includes  
first 25 HCF \$22.50  
over 25 HCF \$ 3.16/HCF

Billing Frequency: Semi-annual

Annual cost per 120 HCF (≈ 90,000 gallons):  
Water  
Sewer  
Combined  
Percentage change from 1996

**Residential Sewer Rates:**

Last adjusted: July 1, 1997  
Fund: General

All units \$ 5.22/HCF  
Based on 85% of water usage.

\$ 266.20  
\$ 532.44  
\$ 798.64  
7.5%

**Commercial Water Rates:**

Same as residential

Elderly and/or Lower Income Discounts: No

**Commercial Sewer Rates:**

Same as residential

**Wellesley (S/partial W)**

**Residential Water Rates:**

Last adjusted: May, 1997  
Fund: Enterprise

Base charge per bill \$ 3.45  
First 2,500 CF \$ 1.80/HCF  
over 2,500:  
winter \$ 1.80 "  
summer (two billing periods) \$ 2.90 "  
outdoor meter (summer) \$ 2.90 "

Billing Frequency: Bi-monthly

Annual cost per 120 HCF (≈ 90,000 gallons):  
Water  
Sewer  
Combined  
Percentage change from 1996

**Residential Sewer Rates:**

Last adjusted: August, 1995  
Fund: Enterprise

Base charge per bill \$ 3.00  
All units \$ 3.51/HCF  
Based on 100% of water usage.

\$ 236.70  
\$ 439.20  
\$ 675.90  
6.0%

**Commercial Water Rates:**

"Readiness-to-serve" charge on water meters in excess of 5/8". Consumption charges same as residential.

Elderly and/or Lower Income Discounts: No

**Commercial Sewer Rates:**

Same as residential

**Weston (W)****Residential Water Rates:**

Last adjusted: January 1, 1993  
Fund: General

First 10,000 CF \$ 0.95/HCF  
next 10,000 CF \$ 1.30 "  
over 20,000 CF \$ 2.20 "  
(Minimum semi-annual charge of \$25.00)

Billing Frequency: Semi-annual

Annual cost per 120 HCF ( $\approx$  90,000 gallons):

Water  
Sewer  
Combined  
Percentage change from 1996

**Residential Sewer Rates:**

Last adjusted: n/a  
Fund: n/a

Community not sewered.

\$ 114.00  
Not Sewered  
\$ 114.00  
0.0%

**Commercial Water Rates:**

All units \$ 2.20/HCF n/a

Elderly and/or Lower Income Discounts: No

**Commercial Sewer Rates:****Westwood (S)****Residential Water Rates:**

Effective: January 1, 1995  
Fund: General

Base charge - includes  
first 500 CF \$28.20  
over 500 CF \$ 3.26/HCF

Billing Frequency: Quarterly

Annual cost per 120 HCF ( $\approx$  90,000 gallons):

Water  
Sewer  
Combined  
Percentage change from 1996

**Residential Sewer Rates:**

Last adjusted: September 1, 1997  
Fund: Enterprise

Base charge (5/8" meter) \$15.00  
First 25 HCF \$ 3.60/HCF  
25 - 70 HCF \$ 5.40 "  
over 70 HCF \$ 9.50 "  
Based on 100% of water usage.

\$ 438.80  
\$ 528.00  
\$ 966.80  
-1.9%

**Commercial Water Rates:**

Same as residential

Elderly and/or Lower Income Discounts: No

**Commercial Sewer Rates:**

Same as residential

Only 81% of Westwood's census population is sewered.

**Weymouth (S)**

**Residential Water Rates:**

Last adjusted: January 1, 1996  
 Fund: Enterprise

Base charge per bill	\$ 7.30
First 108 HCF (Annually)	\$ 1.54/HCF
over 108 HCF	\$ 2.33 "

Billing Frequency: Quarterly

Annual cost per 120 HCF (≈ 90,000 gallons):

Water	\$ 223.48
Sewer	\$ 470.16
Combined	\$ 693.64
Percentage change from 1996	-1.0%

**Commercial Water Rates:**

Base charges per bill:

1" meter	\$ 17.32
1 ½" meter	\$ 34.01
2" meter	\$ 54.05
3" meter	\$107.48
4" meter	\$167.59
6" meter	\$334.56
8" meter	\$534.92
10" meter	\$768.68

Consumption rates same as residential.

Elderly and/or Lower Income Discounts: Yes, for water only.

**Residential Sewer Rates:**

Last adjusted: January 1, 1997  
 Fund: Enterprise

Base charge per bill	\$ 3.75
First 108 HCF (Annually)	\$ 3.64/HCF
over 108 HCF	\$ 5.17 "

Based on 100% of water usage.

Septage fee \$ .05/gal.

\$ 223.48
\$ 470.16
\$ 693.64
-1.0%

**Commercial Sewer Rates:**

Base charges per bill:

1" meter	\$ 8.84
1 ½" meter	\$ 17.33
2" meter	\$ 27.52
3" meter	\$ 54.69
4" meter	\$ 85.25
6" meter	\$170.15
8" meter	\$272.02
10" meter	\$390.88

Consumption rates same as residential.

**Wilbraham (W)****Residential Water Rates:**

Last revised: May 1, 1997  
Fund: Enterprise

Minimum bill \$15.60  
First 100 HCF \$ 1.35/HCF  
101 - 200 HCF \$ 1.75 "  
over 200 HCF \$ 2.15 "

Billing Frequency: Semi-annual

Annual cost per 120 HCF ( $\approx$  90,000 gallons):

Water	\$ 162.00
Sewer	\$ 286.80
Combined	\$ 448.80
Percentage change from 1996	1.4%

**Residential Sewer Rates:**

Last adjusted: April 1, 1996  
Fund: Enterprise

All units \$ 2.39/HCF  
Sewer charges for residences is capped at 120 HCF.

**Commercial Water Rates:**

All units \$ 1.35/HCF

Elderly and/or Lower Income Discounts: No

**Commercial Sewer Rates:**

All units \$ 3.11/HCF

Wilbraham receives wholesale water from the MWRA and wastewater services from the City of Springfield.

**Wilmington (S)****Residential Water Rates:**

Last revised: September 26, 1996  
Fund: Special Revenue

All units \$ 2.46/HCF

Billing Frequency: Quarterly

Annual cost per 120 HCF ( $\approx$  90,000 gallons):

Water	\$ 295.20
Sewer	\$ 324.00
Combined	\$ 619.20
Percentage change from 1996	0.0%

**Residential Sewer Rates:**

Last adjusted: September 26, 1996  
Fund: General

All units \$ 2.70/HCF  
Based on 100% of water usage.

**Commercial Water Rates:**

Same as residential

Elderly and/or Lower Income Discounts: No

**Commercial Sewer Rates:**

Same as residential

Only 13% of Wilmington's census population is sewered.



**Winchester (S/partial W)**

**Residential Water Rates:**

Last adjusted: July 1, 1994  
Fund: Enterprise

First 1,500 CF \$ 0.53/HCF  
1,600 - 4,500 CF \$ 1.97 "  
over 4,500 CF \$ 3.22 "

Billing Frequency: Quarterly

Annual cost per 120 HCF (≈ 90,000 gallons):

Water	\$ 150.00
Sewer	\$ 231.60
Combined	\$ 381.60
Percentage change from 1996	0.0%

**Residential Sewer Rates:**

Last adjusted: July 1, 1994  
Fund: Enterprise

First 1,500 CF \$ 0.81/HCF  
1,500 - 4,500 CF \$ 3.05 "  
over 4,500 CF \$ 4.98 "

Based on 100% of water usage.

**Commercial Water Rates:**

First 7,500 CF \$ 2.33/HCF  
over 7,500 CF \$ 2.80 "

**Commercial Sewer Rates:**

First 7,500 CF \$ 3.23/HCF  
over 7,500 CF \$ 3.87 "

Elderly and/or Lower Income Discounts: Yes

Winchester utilizes the debt service exclusion as provided for under General Law 59 Section 21C(n).

**Winthrop (W/S)**

**Residential Water Rates:**

Last adjusted: July 1, 1996  
Fund: Enterprise

All units \$ 2.25/HCF

Billing Frequency: Quarterly

Annual cost per 120 HCF (≈ 90,000 gallons):

Water	\$ 270.00
Sewer	\$ 535.20
Combined	\$ 805.20
Percentage change from 1996	0.0%

**Residential Sewer Rates:**

Last adjusted: July 1, 1996  
Fund: Enterprise

All units \$ 4.46/HCF

Based on 100% of water usage.

**Commercial Water Rates:**

Same as residential

**Commercial Sewer Rates:**

Same as residential

Elderly and/or Lower Income Discounts: No

**Woburn (S/partial W)****Residential Water Rates:**

Last adjusted: July, 1996  
Fund: Enterprise

Flat rate of \$136.00 per year

Billing Frequency: Semi-annual

Annual cost per 120 HCF ( $\approx$  90,000 gallons):

Water	\$ 136.00
Sewer	\$ 234.00
Combined	\$ 370.00
Percentage change from 1996	0.0%

**Residential Sewer Rates:**

Last adjusted: July, 1996  
Fund: Enterprise

Flat rate of \$234.00 per year

**Commercial Water Rates:**

All units \$2.77/HCF

**Commercial Sewer Rates:**

304% of water charges

Elderly and/or Lower Income Discounts: Yes, 20% on water, and 66% for sewer.

Woburn moved from a general to an enterprise fund in 1997.

**Worcester (partial W)****Residential Water Rates:**

Last adjusted: July 1, 1996  
Fund: Enterprise

All units \$ 1.89/HCF

Billing Frequency: Semi-annual

Annual cost per 120 HCF ( $\approx$  90,000 gallons):

Water	\$ 226.80
Sewer	\$ 158.40
Combined	\$ 385.20
Percentage change from 1996	0.0%

**Residential Sewer Rates:**

Last adjusted: July 1, 1996  
Fund: Enterprise

All units \$ 1.65/HCF  
Based on 80% of water usage.  
(For meters 1" and larger, sewer usage is based on 100% of water usage.)

**Commercial Water Rates:**

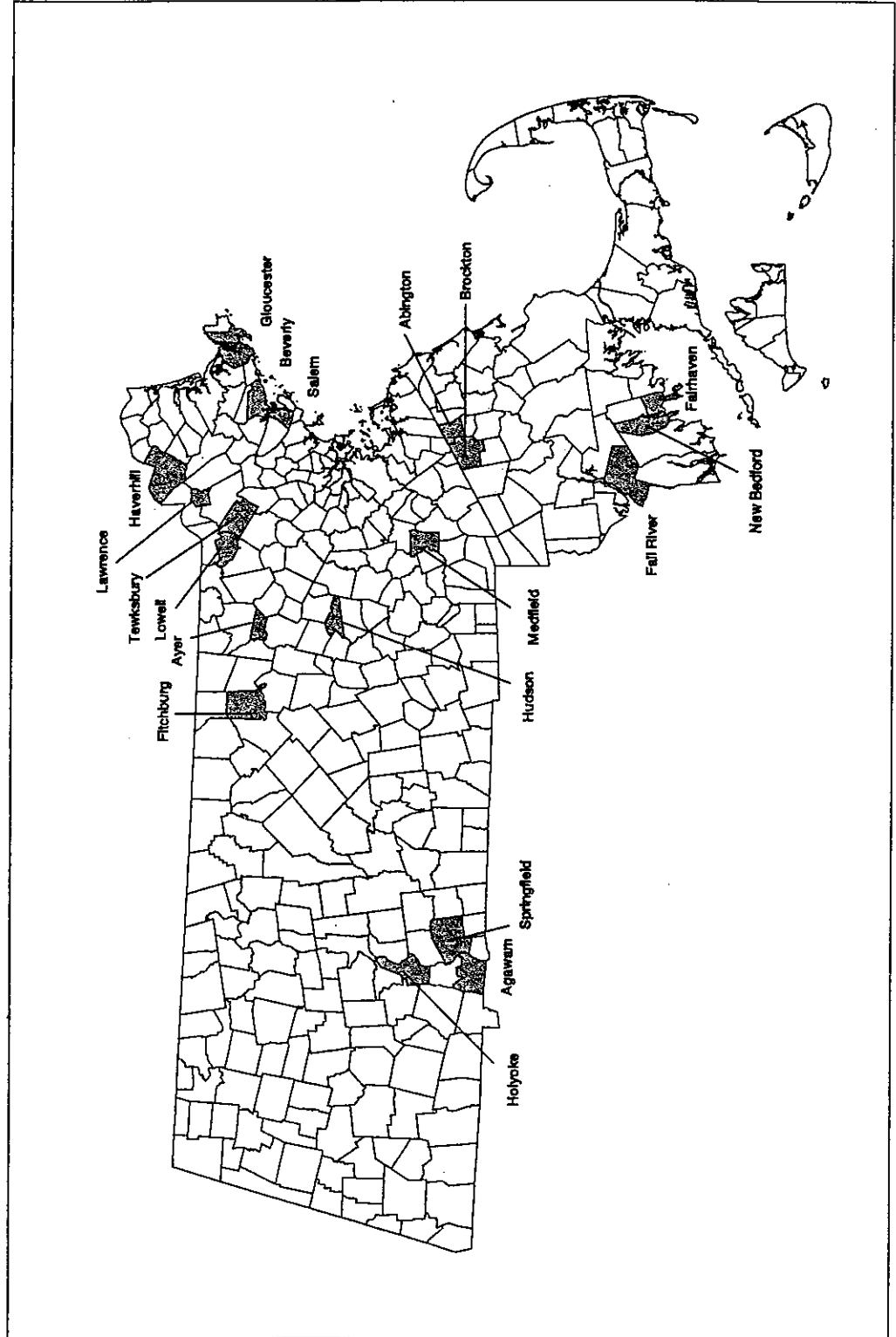
Same as residential

**Commercial Sewer Rates:**

See note above

Elderly and/or Lower Income Discounts: Yes, \$2.50 per each 3-month bill shall be exempted for eligible residents age 65 and over.


**SELECTED NON-MWRA MASSACHUSETTS  
COMMUNITIES 1997 WATER AND SEWER CHARGES**



COMPARATIVE ANNUAL RESIDENTIAL WATER AND SEWER CHARGES FOR SELECTED NON-MWRA COMMUNITIES IN MASSACHUSETTS 1997				
	Water	Sewer	Combined	Percentage Change
Abington	\$300.00	\$240.00	\$540.00	0.00%
Agawam	151.40	180.36	331.76	0.00%
Ayer	108.00	240.00	348.00	0.00%
Beverly	199.20	490.80	690.00	8.49%
Brockton	227.00	215.00	442.00	0.00%
Fairhaven	201.60	366.00	567.60	0.00%
Fall River	69.60	144.00	213.60	15.58%
Fitchburg	236.00	98.60	334.60	0.00%
Gloucester	244.80	405.90	650.70	0.00%
Haverhill	177.60	205.20	382.80	0.00%
Holyoke	234.00	175.50	409.50	4.60%
Hudson	247.20	157.20	404.40	2.12%
Lawrence	162.00	168.00	330.00	0.00%
Lowell	142.80	180.12	322.92	0.00%
Medfield	148.80	249.75	398.55	0.00%
New Bedford	133.42	454.36	587.78	0.00%
Salem	168.00	333.60	501.60	12.37%
Springfield	118.80	155.60	274.40	0.00%
Tewksbury	337.50	252.00	589.50	0.00%

*Water and sewer charges based on an annual water consumption of 12,000 cubic feet (approximately 90,000 gallons).*

### COMPARATIVE CHART OF RESIDENTIAL COMBINED WATER AND SEWER CHARGES - 1997



SOURCE: 1997 MWRA Advisory Board Water & Sewer Rate Survey.  
Charges Based on annual water consumption of 12,000 CF.

**Abington**

**Residential Water Rates:**

Last adjusted: July, 1990  
Fund: Enterprise

Base charge per bill \$10.00  
Meter rental \$ 2.00/year  
All units \$ 2.15/HCF

Billing Frequency: Quarterly

Annual cost per 120 HCF (≈ 90,000 gallons):

Water	\$ 300.00
Sewer	\$ 240.00
Combined	\$ 540.00
Percentage change from 1996	0.0%

**Residential Sewer Rates:**

Last adjusted: 1988  
Fund: n/a

All units \$ 2.00/HCF  
Based on 100% of water usage.

**Commercial Water Rates:**

n/a

**Commercial Sewer Rates:**

n/a

Elderly and/or Lower Income Discounts: n/a

**Agawam**

**Residential Water Rates:**

Last adjusted: January 1, 1991  
Fund: Enterprise

Annual service charge \$ 29.00  
All units \$ 1.02/HCF

Billing Frequency: Semi-annual

Annual cost per 120 HCF (≈ 90,000 gallons):

Water	\$ 151.40
Sewer	\$ 180.36
Combined	\$ 331.76
Percentage change from 1996	0.0%

**Residential Sewer Rates:**

Last adjusted: May 1, 1990  
Fund: Special Revenue

Base charge per bill - includes  
first 1,000 CF \$16.70  
Over first 1,000 CF \$ 1.67/HCF  
Based on 90% of water usage.

**Commercial Water Rates:**

Same as residential

**Commercial Sewer Rates:**

Same as residential, except sewer usage is based on 100% of water usage.

Elderly and/or Lower Income Discounts: Yes

**Ayer****Residential Water Rates:**

Last adjusted: November, 1995  
Fund: General

First 100/HCF \$ 0.90/HCF  
over 100/HCF \$ 1.60/HCF

Billing Frequency: Semi-annual

Annual cost per 120 HCF (≈ 90,000 gallons):

Water	\$ 108.00
Sewer	\$ 240.00
Combined	\$ 348.00
Percentage change from 1996	0.0%

**Commercial Water Rates:**

Same as residential

Elderly and/or Lower Income Discounts: n/a

**Residential Sewer Rates:**

Last adjusted: January 2, 1993  
Fund: General

All units \$ 2.00/HCF

Based on 100% of water usage.

**Commercial Sewer Rates:**

Same as residential

**Beverly****Residential Water Rates:**

Last adjusted: July 1, 1997  
Fund: General

All units \$ 1.66/HCF

Billing Frequency: Quarterly

Annual cost per 120 HCF (≈ 90,000 gallons):

Water	\$ 199.20
Sewer	\$ 490.80
Combined	\$ 690.00
Percentage change from 1996	8.5%

**Commercial Water Rates:**

Same as residential

Elderly and/or Lower Income Discounts: No

**Residential Sewer Rates:**

Last adjusted: July 1, 1997  
Fund: General

All units \$ 4.09/HCF

Based on 100% of water usage.

**Commercial Sewer Rates:**

Same as residential

**Brockton**

**Residential Water Rates:**

Last adjusted (Bills issued after): January 1, 1994

Fund:	Enterprise	
First 5,000 CF		\$ 1.80/HCF
5,000 - 10,000 CF		\$ 2.35 "
10,000 - 20,000 CF		\$ 2.45 "
20,000 - 50,000 CF		\$ 2.55 "
over 50,000 CF		\$ 2.60 "

**Residential Sewer Rates:**

Last adjusted (Bills issued after): July 1, 1996

Fund:	Enterprise	
First 5,000 CF		\$ 1.72/HCF
5,000 - 10,000 CF		\$ 2.15 "
10,000 - 20,000 CF		\$ 2.52 "
20,000 - 50,000 CF		\$ 2.89 "
50,000 - 1,750,000 CF		\$ 3.15 "
over 1,750,000 CF		\$ 3.65 "
Based on 100% of water usage.		

Billing Frequency: Semi-annual readings, quarterly payments

Annual cost per 120 HCF (≈ 90,000 gallons):

Water	\$ 227.00
Sewer	\$ 215.00
Combined	\$ 442.00
Percentage change from 1996	0.0%

**Commercial Water Rates:**

Same as residential

Elderly and/or Lower Income Discounts: No

**Commercial Sewer Rates:**

Same as residential

**Fairhaven**

**Residential Water Rates:**

Last adjusted: July 1, 1990

Fund:	Enterprise	
All units		\$ 1.68/HCF

**Residential Sewer Rates:**

Last adjusted: July 1, 1996

Fund:	Enterprise	
All units		\$ 3.05/HCF
Based on 100% of water usage.		

Billing Frequency: Semi-annual residential, Quarterly commercial

Annual cost per 120 HCF (≈ 90,000 gallons):

Water	\$ 201.60
Sewer	\$ 366.00
Combined	\$ 567.60
Percentage change from 1996	0.0%

**Commercial Water Rates:**

Same as residential

Elderly and/or Lower Income Discounts: No

**Commercial Sewer Rates:**

Same as residential

**Fall River**

**Residential Water Rates:**

Last adjusted: October 21, 1996  
Fund: General

All units \$ 0.58/HCF

Billing Frequency: Quarterly

Annual cost per 120 HCF (≈ 90,000 gallons):

Water	\$ 69.60
Sewer	\$ 144.00
Combined	\$ 213.60
Percentage change from 1996	15.6%

**Residential Sewer Rates:**

Last adjusted: September 1, 1997  
Fund: Enterprise

All units \$ 1.20/HCF  
Based on 100% of water usage.

**Commercial Water Rates:**

All units \$ 0.58/HCF

**Commercial Sewer Rates:**

First 1,250 HCF \$1.20/HCF  
Balance \$0.55/HCF  
Based on 100% of water usage.

Elderly and/or Lower Income Discounts: n/a

**Fitchburg**

**Residential Water Rates:**

Last adjusted: January 1, 1996  
Fund: Enterprise

Base charge per bill - includes  
first 500 CF \$10.00  
over 500 CF \$ 1.96/HCF

Billing Frequency: Quarterly

Annual cost per 120 HCF (≈ 90,000 gallons):

Water	\$ 236.00
Sewer	\$ 98.60
Combined	\$ 334.60
Percentage change from 1996	0.0%

**Residential Sewer Rates:**

Last adjusted: 1985  
Fund: General

Base charge per bill - includes  
first 1,300 CF \$ 10.20  
over 1,300 CF \$ 0.85  
Based on 100% of water usage.

**Commercial Water Rates:**

Same as residential

**Commercial Sewer Rates:**

Same as residential

Elderly and/or Lower Income Discounts: No



**Gloucester**

**Residential Water Rates:**

Last adjusted: July 1, 1994  
 Fund: Special Revenue

All units \$ 2.72/000 gals.

Billing Frequency: Quarterly

Annual cost per 120 HCF (≈ 90,000 gallons):

Water	\$ 244.80
Sewer	\$ 405.90
Combined	\$ 650.70
Percentage change from 1996	0.0%

**Residential Sewer Rates:**

Last adjusted: July 1, 1994  
 Fund: Special Revenue

All units \$ 4.51/000 gals.  
 Based on 100% of water usage.

**Commercial Water Rates:**

Same as residential

Elderly and/or Lower Income Discounts: n/a

**Commercial Sewer Rates:**

Same as residential

**Haverhill**

**Residential Water Rates:**

Last adjusted: October 4, 1994  
 Fund: Enterprise

All units \$ 1.48/HCF

Billing Frequency: Semi-annual

Annual cost per 120 HCF (≈ 90,000 gallons):

Water	\$ 177.60
Sewer	\$ 205.20
Combined	\$ 382.80
Percentage change from 1996	0.0%

**Residential Sewer Rates:**

Last adjusted: October 4, 1994  
 Fund: Enterprise

All units \$ 1.71/HCF  
 Based on 100% of water usage.

**Commercial Water Rates:**

Same as residential

Elderly and/or Lower Income Discounts: No

**Commercial Sewer Rates:**

Same as residential

---

**Holyoke**


---

**Residential Water Rates:**

Last adjusted: May, 1996  
Fund: Enterprise

First 15,000 gallons \$ 39.00  
All units over 15,000 gallons \$ 2.60/000 gals.

**Residential Sewer Rates:**

Last adjusted: July, 1990  
Fund: Enterprise

All units \$ 1.95/000 gals.  
Based on 100% water usage.

Billing Frequency: Quarterly

Annual cost per 120 HCF ( $\approx$  90,000 gallons):

Water	\$ 234.00
Sewer	\$ 175.50
Combined	\$ 409.50
Percentage change from 1996	4.6%

**Commercial Water Rates:**

Same as residential

Elderly and/or Lower Income Discounts: n/a

**Commercial Sewer Rates:**

Same as residential

---

**Hudson**


---

**Residential Water Rates:**

Last adjusted: July, 1997  
Fund: General

All units \$ 2.06/HCF

Billing Frequency: Quarterly

Annual cost per 120 HCF ( $\approx$  90,000 gallons):

Water	\$ 247.20
Sewer	\$ 157.20
Combined	\$ 404.40
Percentage change from 1996	2.1%

**Residential Sewer Rates:**

Last adjusted: July, 1997  
Fund: General

All units \$ 1.31/HCF  
Based on 100% of water usage.

**Commercial Water Rates:**

Same as residential

Elderly and/or Lower Income Discounts: No

**Commercial Sewer Rates:**

Same as residential

**Lawrence**

**Residential Water Rates:**

Last adjusted: 1988  
Fund: General

All units \$ 1.35/HCF

Billing Frequency: Quarterly

Annual cost per 120 HCF (≈ 90,000 gallons):

Water	\$ 162.00
Sewer	\$ 168.00
Combined	\$ 330.00
Percentage change from 1996	0.0%

**Commercial Water Rates:**

Same as residential

Elderly and/or Lower Income Discounts: n/a

**Residential Sewer Rates:**

Last adjusted: 1993  
Fund: General

1 - 57,500 CF \$ 1.40/HCF  
over 57,500 CF \$ 2.64 "  
Based on 100% of water usage.

**Commercial Sewer Rates:**

Same as residential

**Lowell**

**Residential Water Rates:**

Last adjusted: July 1, 1996  
Fund: General

First 50 HCF	\$ 1.190/HCF
51-100 HCF	\$ 1.284 "
101-200 HCF	\$ 1.301 "
201-500 HCF	\$ 1.336 "
Over 500 HCF	\$ 1.350 "

Billing Frequency: Quarterly

Annual cost per 120 HCF (≈ 90,000 gallons):

Water	\$ 142.80
Sewer	\$ 180.12
Combined	\$ 322.92
Percentage change from 1996	.0.0%

**Commercial Water Rates:**

Same as residential

Elderly and/or Lower Income Discounts: Yes for water only.

**Residential Sewer Rates:**

Last adjusted: July 1, 1996  
Fund: Enterprise

First 50 HCF	\$ 1.501/HCF
51-100 HCF	\$ 1.623 "
101-200 HCF	\$ 1.655 "
201-500 HCF	\$ 1.690 "
Over 500 HCF	\$ 1.723 "

Based on 100% of water usage.

**Commercial Sewer Rates:**

Same as residential

**Medfield****Residential Water Rates:**

Last adjusted: October 1, 1993  
Fund: Enterprise

0 - 35,000 gals.	\$ 1.44/000 gals.
35,000 - 70,000 gals.	\$ 2.40 "
over 70,000 gals.	\$ 3.30 "

Billing Frequency: Semi-annual

Annual cost per 120 HCF ( $\approx$  90,000 gallons):

Water	\$ 148.80
Sewer	\$ 249.75
Combined	\$ 398.55
Percentage change from 1996	0.0%

**Commercial Water Rates:**

Same as residential

Elderly and/or Lower Income Discounts: n/a

**Residential Sewer Rates:**

Last adjusted: April 1, 1991  
Fund: Enterprise

All units \$ 3.70/000 gals.  
Based on 75% of water usage.

**Commercial Sewer Rates:**

Same as residential - usage based on 100% of water usage.

**New Bedford****Residential Water Rates:**

Last adjusted: July 1, 1990  
Fund: General

Base charge per year	\$ 26.17
Meter rental fee per year	\$ 5.25
All units	\$ 0.85/HCF

Billing Frequency: Quarterly

Annual cost per 120 HCF ( $\approx$  90,000 gallons):

Water	\$ 133.42
Sewer	\$ 454.36
Combined	\$ 587.78
Percentage change from 1996	0.0%

**Commercial Water Rates:**

Same as residential

Elderly and/or Lower Income Discounts: n/a

**Residential Sewer Rates:**

Last adjusted: July 1, 1996  
Fund: Special Revenue

Base charge per year	\$ 70.00
All units	\$ 3.203/HCF
Based on 100% of water usage.	

**Commercial Sewer Rates:**

Same as residential

**Salem****Residential Water Rates:**

Last adjusted: November, 1994  
Fund: Enterprise

Minimum bill - 5/8" meter \$ 14.00  
All units \$ 1.40/HCF

Billing Frequency: Quarterly

Annual cost per 120 HCF ( $\approx$  90,000 gallons):

Water	\$ 168.00
Sewer	\$ 333.60
Combined	\$ 501.60
Percentage change from 1996	12.4%

**Commercial Water Rates:**

n/a

**Residential Sewer Rates:**

Last adjusted: December, 1996  
Fund: Enterprise

All units \$ 2.78/HCF  
Based on 100% of water usage.

**Commercial Sewer Rates:**

n/a

Elderly and/or Lower Income Discounts: Yes, 10% Discount on water and sewer rates.

**Springfield****Residential Water Rates:**

Last adjusted: January 1, 1991  
Fund: Enterprise

Minimum bill - 5/8" meter \$15.00  
All units \$ 0.99/HCF

Billing Frequency: Quarterly

Annual cost per 120 HCF ( $\approx$  90,000 gallons):

Water	\$ 118.80
Sewer	\$ 155.60
Combined	\$ 274.40
Percentage change from 1996	0.0%

**Commercial Water Rates:**

n/a

**Residential Sewer Rates:**

Last adjusted: January 1, 1996  
Fund: Special Revenue

Base charge \$ 2.00  
All units \$ 1.23/HCF  
Based on 100% water usage.

**Commercial Sewer Rates:**

n/a

Elderly and/or Lower Income Discounts: Yes, elderly discount for water only.

---

**Tewksbury**


---

**Residential Water Rates:**

Last adjusted: July 1, 1992  
Fund: General

First 150,000 gals/year \$ 3.75/000 gals.  
over 150,000 gals/year \$ 4.50 "

Billing Frequency: Semi-annual

Annual cost per 120 HCF ( $\approx$  90,000 gallons):

Water  
Sewer  
Combined  
Percentage change from 1996

**Residential Sewer Rates:**

Last adjusted: July 1, 1992  
Fund: General

All units \$ 2.80/000 gals.  
Based on 100% water usage.

\$ 337.50  
\$ 252.00  
\$ 589.50  
0.0%

**Commercial Water Rates:**

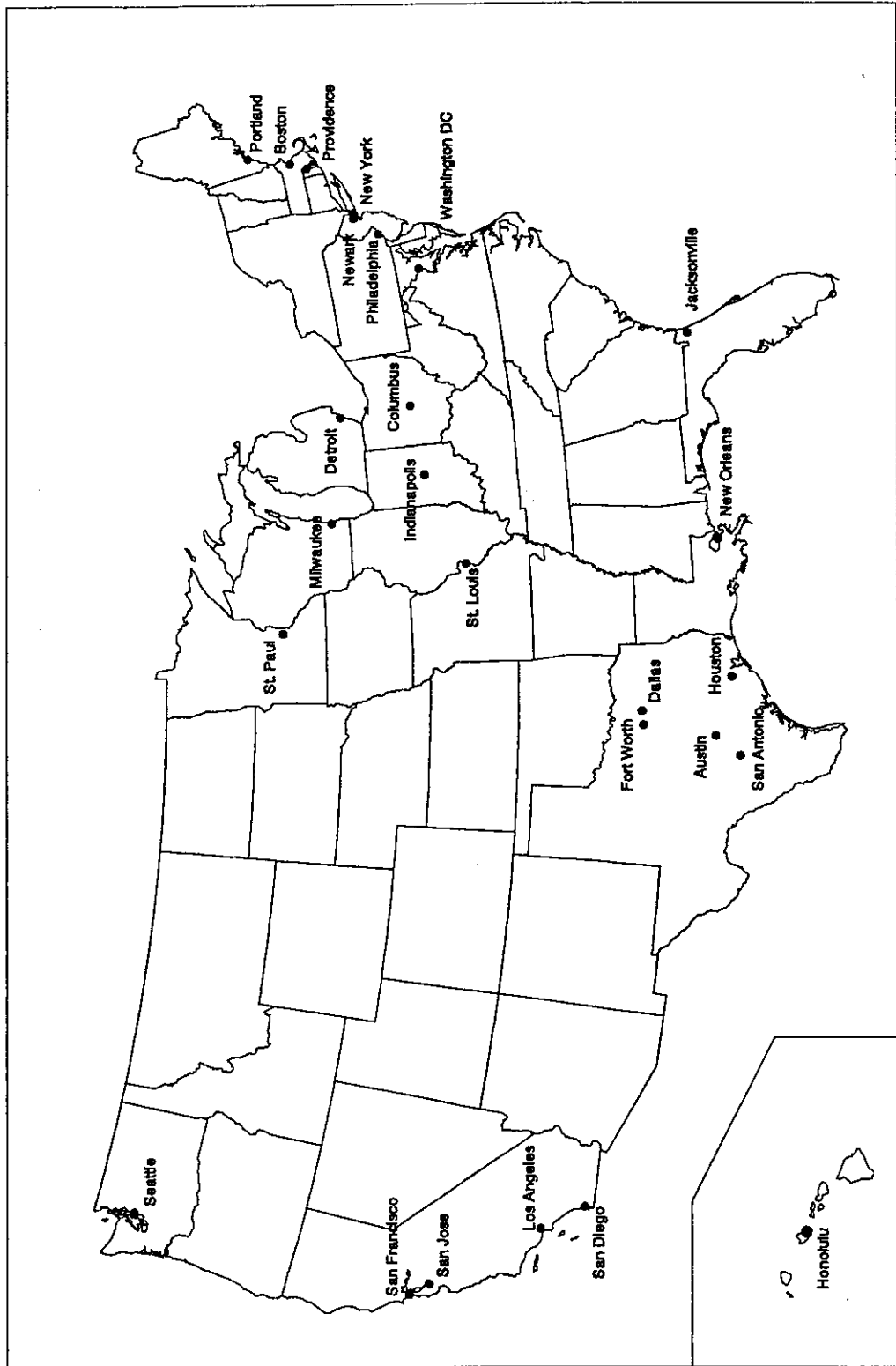
Same as residential

Elderly and/or Lower Income Discounts: No

**Commercial Sewer Rates:**

Same as residential


# COMPARATIVE RESIDENTIAL 1997 WATER AND SEWER CHARGES FOR U.S. CITIES



COMPARATIVE ANNUAL RESIDENTIAL WATER & SEWER CHARGES FOR MAJOR U.S. CITIES 1997				
	WATER	SEWER	COMBINED	CHANGE
Austin, TX	\$211.02	\$316.08	\$527.10	-0.85%
Boston, MA	239.09	411.01	650.10	0.00%
Columbus, OH	169.68	231.10	400.78	3.01%
Dallas, TX	155.16	253.34	408.50	-4.66%
Detroit, MI	105.36	162.96	268.32	6.22%
Forth Worth, TX	202.20	222.00	424.20	0.00%
Honolulu, HI	181.50	355.03	536.53	0.00%
Houston, TX	259.80	276.30	536.10	0.00%
Indianapolis, IN	218.40	126.41	344.81	0.00%
Jacksonville, FL	188.10	371.40	559.50	0.00%
Los Angeles, CA	185.22	225.10	410.32	13.12%
Milwaukee, WI	152.20	120.64	272.84	-1.22%
MWRA Service Area	242.39	406.39	647.78	3.40%
New Orleans, LA	222.60	163.59	386.19	0.00%
New York, N.Y.	144.00	228.96	372.96	6.08%
Newark, N.J.	162.84	172.80	335.64	-2.78%
Philadelphia, PA	178.20	342.60	520.80	0.00%
Portland, ME	296.52	400.80	697.32	-0.15%
Providence, RI	188.04	143.83	331.87	0.00%
Saint Louis, MO	170.52	195.72	366.24	7.31%
Saint Paul, MINN	164.81	280.80	445.61	2.48%
San Antonio, TX	120.90	178.00	298.90	0.00%
San Diego, CA	207.12	387.84	594.96	3.94%
San Francisco, CA	192.00	468.53	660.53	0.00%
San Jose, CA	235.07	274.92	509.99	-0.12%
Seattle, WA	219.40	486.00	705.40	1.56%
Washington, D.C.	171.12	317.64	488.76	42.02%
<b>AVERAGE</b>	<b>\$191.97</b>	<b>\$278.47</b>	<b>\$470.45</b>	<b>2.36%</b>

*Water and sewer charges are based on an annual water consumption of 12,000 cubic feet (approximately 90,000 gallons).*

**COMPARATIVE CHART OF RESIDENTIAL COMBINED  
WATER AND SEWER CHARGES - 1997**



SOURCE: 1997 MWRA Advisory Board Water & Sewer Rate Survey.  
Charges based on annual water consumption of 12,000 CF.



**Austin, Texas**

**Residential Water Rates:**

Last adjusted: November 1, 1996  
 Fund: Enterprise

Base charge (5/8" meter)	\$ 4.40
0 - 2,900 gals.	\$ 1.25/000 gals.
2,901 - 6,900 gals.	\$ 2.00 "
6,901 - 14,900 gals.	\$ 2.60 "
over 14,900 gals.	\$ 3.80 "

**Residential Sewer Rates:**

Last adjusted: November 1, 1996  
 Fund: Enterprise

Base charge per bill	\$ 3.90
First 2000 gallons	\$ 1.65/000 gals.
Over 2000 gallons	\$ 3.48/"
Based on 100% of water usage	

Billing Frequency: Monthly

Annual cost per 120 HCF (≈ 90,000 gallons):

Water	\$ 211.02
Sewer	\$ 316.08
Combined	\$ 527.10
Percentage change from 1996	-0.8%

**Columbus, Ohio**

**Residential Water Rates:**

Last adjusted: January 1, 1997  
 Fund: Enterprise

Base charge per bill	\$ 4.37
First 1,500 CF/month	\$ 1.006/HCF
next 23,500 CF/month	\$ 0.948 "
next 175,000 CF/month	\$ 0.735 "
next 800,000 CF/month	\$ 0.703 "
next 1,000,000 CF/month	\$ 0.629 "
balance/month	\$ 0.629 "

**Residential Sewer Rates:**

Last adjusted: January 1, 1997  
 Fund: Enterprise

Base charge per bill	\$ 6.51
All units	\$ 1.7088/HCF
Based on 100% of water usage.	

Billing Frequency: Quarterly

Annual cost per 120 HCF (≈ 90,000 gallons):

Water	\$ 169.68
Sewer	\$ 231.10
Combined	\$ 400.78
Percentage change from 1996	3.0%

**Dallas, Texas****Residential Water Rates:**

Last adjusted: October 1, 1997  
Fund: Enterprise

Base charge/bill (5/8" meter)	\$ 2.45
First 4,000 gals.	\$ 1.08/000 gals.
4,001 - 10,000 gals.	\$ 1.76 "
over 10,000	\$ 2.30 "

**Residential Sewer Rates:**

Last adjusted: October 1, 1997  
Fund: Enterprise

Base charge/bill	\$ 2.50
All units	\$ 2.82/000 gals.

Based on the annually adjusted average water consumed during the winter months of December, January, February and March. 40,000 gallon maximum or actual consumption rate per month, whichever is less. Winter monthly average consumption for prior year: 6,600 gallons.

Billing Frequency: Monthly

Annual cost per 120 HCF ( $\approx$  90,000 gallons):

Water	\$ 155.16
Sewer	\$ 253.34
Combined	\$ 408.50
Percentage change from 1996	-4.7%

The sewer charge for Dallas in the 1996 survey improperly accounted for that year's 7,400 winter monthly average. The annual sewer charge for 1996 should have been cited as \$276.55. The winter monthly average is adjusted annually to account for year to year fluctuations relating to water billing.

**Detroit, Michigan****Residential Water Rates:**

Last adjusted: August 1, 1997  
Fund: Enterprise

Monthly charge (5/8" meter)	\$ 1.51
First 3,000 CF	\$ 0.727/HCF
next 30,000 CF	\$ 0.663 "
over 33,000 CF	\$ 0.597 "

Billing Frequency: Quarterly

Annual cost per 120 HCF ( $\approx$  90,000 gallons):

Water	\$ 105.36
Sewer	\$ 162.96
Combined	\$ 268.32
Percentage change from 1996	6.2%

**Residential Sewer Rates:**

Last adjusted: August 1, 1997  
Fund: Enterprise

Base charge/bill	\$ 5.25
Drainage chg. (5/8" meter)/month	\$ 3.01
All units	\$ 0.882/HCF

Based on 100% of water usage.

**Fort Worth, Texas**

**Residential Water Rates:**

Last adjusted: October 1995  
 Fund: Enterprise

Base charge/bill (5/8" meter) \$ 3.25  
 First 4,000 CF \$ 1.36/HCF  
 over 4,000 CF \$ 1.53 "

Billing Frequency: Monthly

Annual cost per 120 HCF (≈ 90,000 gallons):  
 Water  
 Sewer  
 Combined  
 Percentage change from 1996

**Residential Sewer Rates:**

Last adjusted: October 1996  
 Fund: Enterprise

Base charge per bill \$ 4.50  
 All units \$ 1.40/HCF

Based on individual customer's average monthly usage during the preceding months of December, January and February. In no event shall the volume used to compute this monthly charge exceed 1,500 cubic feet.

\$ 202.20  
 \$ 222.00  
 \$ 424.20  
 2.0%

**Honolulu, Hawaii**

**Residential Water Rates:**

Last adjusted: July 1, 1995  
 Fund: Enterprise

Base charge per bill \$ 3.70  
 First 13,000 gals/month \$ 1.77/000 gals.  
 13,001 - 30,000 gals/month \$ 2.12 "  
 over 30,000 gals/month \$ 3.18 "

Billing Frequency: Bi-monthly

Annual cost per 120 HCF (≈ 90,000 gallons):  
 Water  
 Sewer  
 Combined  
 Percentage change from 1996

**Residential Sewer Rates:**

Last adjusted: July 1, 1993  
 Fund: Enterprise

Base charge per month - includes first 2,000 gals/month \$24.85  
 over 2,000 gals/month \$ 1.05/000 gals.

Based on 82% of water usage after first 2,000 gals/month.

\$ 181.50  
 \$ 355.03  
 \$ 536.53  
 0.0%

---

**Houston, Texas**


---

**Residential Water Rates:**

Last adjusted: March 30, 1993  
Fund: Enterprise

Base charge/bill (5/8" meter) with 0 - 3,000 gals/month	\$ 2.95
at 4,000 gals/month	\$12.82
at 5,000 gals/month	\$15.13
at 6,000 gals/month	\$18.11
6,000 - 12,000 gals/month	\$ 2.36/000 gals.
over 12,000 gals/month	\$ 4.30/000 gals.

Billing Frequency: Monthly

Annual cost per 120 HCF ( $\approx$  90,000 gallons):

Water	\$ 259.80
Sewer	\$ 276.30
Combined	\$ 536.10
Percentage change from 1996	0.0%

**Residential Sewer Rates:**

Effective: March 30, 1993  
Fund: Enterprise

Base charge per bill - includes with 0 - 3,000 gals/month	\$ 5.55
at 4,000 gals/month	\$ 11.80
at 5,000 gals/month	\$ 14.75
at 6,000 gals/month	\$ 18.42
over 6,000 gals/month	\$ 3.07/000 gals.

---

**Indianapolis, Indiana**


---

**Residential Water Rates:**

Last adjusted: May 10, 1995  
Fund: n/a

Base charge/bill (5/8" meter)	\$ 6.70
First 1,500 CF	\$ 1.15/HCF
next 18,500 CF	\$ 1.12 "
next 80,000 CF	\$ 1.03 "
next 400,000 CF	\$ 0.68 "
over 500,000 CF	\$ 0.48 "

Billing Frequency: Monthly

Annual cost per 120 HCF ( $\approx$  90,000 gallons):

Water	\$ 218.40
Sewer	\$ 126.41
Combined	\$ 344.81
Percentage change from 1996	0.0%

**Residential Sewer Rates:**

Last adjusted: December 6, 1992  
Fund: n/a

Base charge per bill	\$ 2.03
All units	\$ 0.850425/HCF
Based on individual's customer's average water usage during the preceding months of October through April	

**Jacksonville, Florida**

**Residential Water Rates:**

Last adjusted: May, 1996  
Fund: Enterprise

Base charge/bill (5/8" meter)	\$ 8.45
1-15 HCF	\$ 0.58/HCF
16 - 30 HCF	\$ 0.73 "
over 30 HCF	\$ 0.96 "

Billing Frequency: Monthly

Annual cost per 120 HCF (≈ 90,000 gallons):

Water	\$ 188.10
Sewer	\$ 371.40
Combined	\$ 559.50
Percentage change from 1996	0.0%

**Residential Sewer Rates:**

Last adjusted: May, 1996  
Fund: Enterprise

Base charge/bill (5/8" meter)	\$ 3.40
All units	\$ 2.90/HCF

Residential sewer charges are based on actual water usage up to a maximum of 3,000 CF per month for October through March. April through September sewer charges are based on 90% of actual water usage.

A 10% Public Service Tax on water charges is included.

**Los Angeles, California**

**Residential Water Rates:**

Last adjusted: July 1, 1997  
Fund: Enterprise

November 1 thru May 31	
0 - 22 HCF (average rate)	\$ 1.51/HCF
over 22 HCF	\$ 2.33 "

June 1 through October 31	
0 - 28 HCF (average rate)	\$ 1.60/HCF
over 28 HCF	\$ 2.98 "

Billing Frequency: Bi-monthly

Annual cost per 120 HCF (≈ 90,000 gallons):

Water	\$ 185.22
Sewer	\$ 225.10
Combined	\$ 410.32
Percentage change from 1996	13.1%

**Residential Sewer Rates:**

Last adjusted: July 1, 1997  
Fund: Enterprise

All units	\$ 2.26/HCF
Dry winter compensation factor is 83%	

- ◆ The 1996 survey mistakenly discounted wastewater rates at 60% from a base of 1.356. The 1996 rate has been adjusted utilizing the correct base of \$2.26.
- ◆ Los Angeles no longer bases wastewater charges on 60% of water usage. The City now utilizes an annually adjusted 'dry winter compensation factor' in calculating rates.
- ◆ The Los Angeles Department of Water and Power uses lot size, temperature zone and household size to determine the number of HCF each customer has at the first tier rate.

---

**Milwaukee, Wisconsin**


---

**Residential Water Rates:**

Last adjusted: September 13, 1994  
Fund: Enterprise

Base charge/bill (3/4" meter)	\$11.35
First 10,000 CF	\$ 0.890/HCF
next 490,000 CF	\$ 0.830 "
next 1,500,000 CF	\$ 0.530 "
over 2,000,000 CF	\$ 0.483 "

Billing Frequency: Quarterly

Annual cost per 120 HCF ( $\approx$  90,000 gallons):

Water	\$ 152.20
Sewer	\$ 120.64
Combined	\$ 272.84
Percentage change from 1996	-1.2%

**Commercial Water Rates:**

Same as residential

**Residential Sewer Rates:**

Last adjusted: February 1, 1997  
Fund: Enterprise

Service charge per bill	\$ 8.56
All units	\$ 0.72/HCF

Based on 100% of water usage.

**Commercial Sewer Rates:**

Same as Residential

---

**New Orleans, Louisiana**


---

**Residential Water Rates:**

Last adjusted: April 1, 1990  
Fund: n/a

Base charge/bill (5/8" meter)	\$ 3.10
0 - 20,000 gals.	\$ 2.06/000 gals.
20,000 - 1,000,000 gals.	\$ 1.85 "
over 1,000,000 gals.	\$ 1.42 "

Billing Frequency: Monthly

Annual cost per 120 HCF ( $\approx$  90,000 gallons):

Water	\$ 222.60
Sewer	\$ 163.59
Combined	\$ 386.19
Percentage change from 1996	0.0%

**Residential Sewer Rates:**

Last adjusted: January 1, 1986  
Fund: n/a

Base charge per bill	\$ 5.60
All units	\$ 1.26/000 gals.

Based on 85% of water usage.

**New York, New York**

**Residential Water Rates:**

Effective: July 01, 1995  
 Fund: Enterprise

All units \$ 1.20/HCF

Billing Frequency: Quarterly

Annual cost per 120 HCF (≈ 90,000 gallons):

Water	\$ 144.00
Sewer	\$ 228.96
Combined	\$ 372.96
Percentage change from 1996	6.1%

**Residential Sewer Rates:**

Effective: July 01, 1995  
 Fund: Enterprise

All units \$ 1.908/HCF  
 Based on 159% of water usage.

**Newark, New Jersey**

**Residential Water Rates:**

Last adjusted: January 1, 1997  
 Fund: General

Base charge per bill - includes

first 1,000 CF	\$ 13.57
next 99,000 CF	\$ 1.357/HCF
next 400,000 CF	\$ 1.211 "
over 500,000 CF	\$ 1.086 "

Billing Frequency: Quarterly

Annual cost per 120 HCF (≈ 90,000 gallons):

Water	\$ 162.84
Sewer	\$ 172.80
Combined	\$ 335.64
Percentage change from 1996	-2.8%

**Residential Sewer Rates:**

Last adjusted: January 1, 1994  
 Fund: Enterprise

Base charge per bill - includes

first 2,000 CF	\$28.80
over 2,000 CF	\$ 1.44/HCF

Based on 100% of water usage.

First 2,000 CF sewer rate was rounded up to \$28.81 in the 1996 survey but has been adjusted to \$28.80 for this year's survey.

---

**Philadelphia, Pennsylvania**


---

**Residential Water Rates:**

Last adjusted: July 1, 1995  
Fund: Enterprise

Base charge/bill (5/8" meter)	\$ 2.68
First 2,000 CF	\$ 1.217/HCF
next 98,000 CF	\$ 0.939 "
next 1,900,000 CF	\$ 0.818 "
over 2,000,000 CF	\$ 0.631 "

Billing Frequency: Monthly

Annual cost per 120 HCF ( $\approx$  90,000 gallons):

Water	\$ 178.20
Sewer	\$ 342.60
Combined	\$ 520.80
Percentage change from 1996	0.0%

**Residential Sewer Rates:**

Last adjusted: July 1, 1995  
Fund: Enterprise

Base charge/bill (5/8 " meter)	\$ 16.06
All units	\$ 1.249/HCF

Based on 100% of water usage.

---

**Portland, Maine**


---

**Residential Water Rates:**

Last adjusted: November 1, 1997  
Fund: Enterprise

Base charge per bill - includes	
first 100 CF	\$ 7.61
next 2,900 CF	\$ 1.90/HCF
next 7,000 CF	\$ 1.38 "
next 40,000 CF	\$ 1.02 "
over 50,000 CF	\$ 0.70 "

Billing Frequency: Monthly

Annual cost per 120 HCF ( $\approx$  90,000 gallons):

Water	\$ 296.52
Sewer	\$ 400.80
Combined	\$ 697.32
Percentage change from 1996	-0.2%

**Residential Sewer Rates:**

Last adjusted: June 22, 1995  
Fund: Enterprise

Base charge per bill - includes	
first 200 CF	\$ 6.68
over 200 CF	\$ 3.34/HCF

Based on 100% of water usage.

The 1997 water charge is anticipated to take effect as of November 1, 1997.



**Providence, Rhode Island**

**Residential Water Rates:**

Last adjusted: January 1, 1997  
 Fund: Enterprise

Base charge per bill \$ 9.81  
 First 1,000 HCF \$ 1.24/HCF  
 over 1,000 HCF \$ 1.16 "

**Residential Sewer Rates:**

Last adjusted: July 1, 1996  
 Fund: Enterprise

Annual Fixed Fee \$44.23  
 All units \$ 0.83/HCF  
 (Sewer costs based on service from the Narragansett Bay  
 Commission Field's Point Wastewater Treatment Facility)

Billing Frequency: Quarterly

Annual cost per 120 HCF (≈ 90,000 gallons):

Water	\$ 188.04
Sewer	\$ 143.83
Combined	\$ 331.87
Percentage change from 1996	0.0%

- The 1996 survey mistakenly cited that the water rate was last adjusted on December 26, 1996. The date should have been December 26, 1995.
- In Providence, water services are provided by the Providence Water Supply Board, while sewer services are managed by the Narragansett Bay Commission.

**Saint Louis, Missouri**

**Residential Water Rates:**

Last adjusted: July 1, 1995  
 Fund: Enterprise

Base charge (5/8" meter) \$13.23  
 First 25,000 CF \$ 0.98/HCF  
 next 1,975,000 CF \$ 0.77 "  
 over 2,000,000 CF \$ 0.58 "

**Residential Sewer Rates:**

Last adjusted: October 1, 1997  
 Fund: Special Revenue

Base charge per bill \$ 5.81  
 All units \$ 1.05/HCF  
 Based on 100% of water usage.

Billing Frequency: Water Quarterly, Sewer Monthly

Annual cost per 120 HCF (≈ 90,000 gallons):

Water	\$ 170.52
Sewer	\$ 195.72
Combined	\$ 366.24
Percentage change from 1996	7.3%

---

**Saint Paul, Minnesota**


---

**Residential Water Rates:**

Last adjusted: January 1, 1997  
Fund: Enterprise

Winter - January thru May and December:

First 100,000 CF/Month \$ 1.28/HCF  
over 100,000 CF/Month \$ 1.15 "

Summer - June thru November:

First 100,000 CF/Month \$ 1.38/HCF  
over 100,000 CF/Month \$ 1.18 "

Billing Frequency: Quarterly

Annual cost per 120 HCF ( $\approx$  90,000 gallons):

Water	\$ 164.81
Sewer	\$ 280.80
Combined	\$ 445.61
Percentage change from 1996	2.5%

**Residential Sewer Rates:**

Last adjusted: January 1, 1997  
Fund: Enterprise

First 100,000 CF \$ 2.34/HCF

next 400,000 CF \$ 2.31 "

over 500,000 CF \$ 2.25 "

Minimum charge of \$7.20 for 3/4" meters.

Based on 100% of water usage.

---

**San Antonio, Texas**


---

**Residential Water Rates:**

Last adjusted: September 1, 1994  
Fund: n/a

Base charge/bill (5/8" meter) \$ 5.13

Winter - November thru June

First 7,481 gals. \$ 0.661/000 gals.

next 5,236 gals. \$ 0.950 "

next 4,488 gals. \$ 1.178 "

over 17,205 gals. \$ 2.473 "

Summer - July thru October

First 7,481 gals. \$ 0.661/000 gals.

next 5,236 gals. \$ 1.032 "

next 4,488 gals. \$ 1.270 "

over 17,205 gals. \$ 3.193 "

Billing Frequency: Monthly

Annual cost per 120 HCF ( $\approx$  90,000 gallons):

Water	\$ 120.90
Sewer	\$ 178.00
Combined	\$ 298.90
Percentage change from 1996	0.0%

**Residential Sewer Rates:**

Last adjusted: September 1, 1994  
Fund: n/a

First 1,496 gals. \$ 5.70

over 1,496 gals. \$ 1.526/000 gals.

Computed on the basis of average water

usage for 90 days during the period

beginning November 15 and ending

March 15 of each year.

New customers or customers moving

from one location to another who would not

have a winter record of water usage are

billed an Unaveraged Residential Charge

of \$15.97 per month.

**San Diego, California**

**Residential Water Rates:**

Last adjusted: August 12, 1997  
 Fund: Enterprise

Base charge/bill (1" meter)	\$ 6.24
First 2,000 CF/Month	\$ 1.414/HCF
over 2,000 CF/Month	\$ 1.551 "

Billing Frequency: Bi-monthly

Annual cost per 120 HCF (≈ 90,000 gallons):

Water	\$ 207.12
Sewer (1)	\$ 387.84
Combined	\$ 594.96
Percentage change from 1996	3.9%

**Residential Sewer Rates:**

Effective: July 1, 1997  
 Fund: Enterprise

Base charge per bill	\$15.14
All units	\$ 2.38/HCF
Based on 60 day winter usage.	
Storm drain	\$ 1.90

(1) Single Family Dwelling Customers who were not occupants for at least ½ of the previous winter (Dec. '96 thru Mar. '97) will be billed at least the following Single Family Dwelling Flat Sewer Rate:

Sewer Base Fee	\$ 15.14
Sewer Charge	\$ 36.34
Total	\$51.48/Bi-monthly

**San Francisco, California**

**Residential Water Rates:**

Effective: July 1, 1996  
 Fund: Enterprise

Base charge/bill (5/8" meter)	\$ 6.80
All units	\$ 1.26/HCF

Billing Frequency: Bi-monthly

Annual cost per 120 HCF (≈ 90,000 gallons):

Water	\$ 192.00
Sewer	\$ 468.53
Combined	\$ 660.53
Percentage change from 1996	0.0%

**Residential Sewer Rates:**

Effective: July 1, 1996  
 Fund: Enterprise

First 300 CF	\$ 1.8623/HCF
over 300 CF	\$ 4.8334 "
Based on 90% of water usage.	

---

**San Jose, California**


---

**Residential Water Rates:**

Effective: January 9, 1997  
 Fund: n/a

Base charge/bill (5/8" meter) \$ 6.80  
 All units \$ 1.2789/HCF

**Residential Sewer Rates:**

Effective: July 1, 1994  
 Fund: n/a

Flat rate \$ 18.96  
 Storm drain charge \$ 3.95  
 Monthly charges for a Single Family  
 Residence include the storm drain charge.

Billing Frequency: Monthly

Annual cost per 120 HCF ( $\approx$  90,000 gallons):

Water	\$ 235.07
Sewer	\$ 274.92 (includes storm drain charge)
Combined	\$ 509.99
Percentage change from 1996	-0.1%

---

**Seattle, Washington**


---

**Residential Water Rates:**

Last adjusted: January 1, 1997  
 Fund: Enterprise

Base charge/month (5/8" meter) \$ 2.50

Winter - September 16 thru May 15  
 All units \$ 1.44/HCF

Summer - May 16 thru September 15  
 First 500 CF/Month \$ 1.44/HCF  
 over 500 CF/Month \$ 2.27 "

**Residential Sewer Rates:**

Last adjusted: January 1, 1996  
 Fund: Enterprise

All units \$ 4.05/HCF  
 Based on 100% of winter water consumption.

Billing Frequency: Bi-monthly

Annual cost per 120 HCF ( $\approx$  90,000 gallons):

Water	\$ 219.40
Sewer	\$ 486.00
Combined	\$ 705.40
Percentage change from 1996	1.6%

**Washington, District of Columbia**

---

**Residential Water Rates:**

Last adjusted: April 4, 1997  
 Fund: Enterprise

All units \$ 1.426/HCF

Billing Frequency: Quarterly

Annual cost per 120 HCF (≈ 90,000 gallons):

Water  
 Sewer  
 Combined  
 Percentage change from 1996

**Residential Sewer Rates:**

Last adjusted: April 4, 1997  
 Fund: Enterprise

All units \$ 2.647/HCF  
 Based on 100% of water usage.

\$ 171.12  
 \$ 317.64  
 \$ 488.76  
 42.0%

**[This page intentionally left blank.]**

# **APPENDIX A**

## **1996 WATER & SEWER RETAIL RATE INFORMATION**

---

---

NOTE: Some of the 1996 rates have been updated to account for the revised rate structures as reflected in the 1997 Annual Water & Sewer Retail Rate Survey.

---

---

**COMBINED ANNUAL WATER AND SEWER CHARGES IN MWRA COMMUNITIES****1996**

(Charges include MWRA, Community, and alternatively supplied services)

	Water	Sewer	Combined	Change
Arlington (W/S)	\$261.80	\$240.00	\$501.80	0.0%
Ashland (S)	306.40	420.40	726.80	0.0%
Bedford (S/partial W)	320.00	449.00	769.00	0.0%
Belmont (W/S)	350.00	564.00	914.00	0.0%
Boston (W/S)	239.09	411.01	650.10	0.0%
Braintree (S)	248.00	512.00	760.00	18.9%
Brookline (W/S)	300.00	384.00	684.00	0.0%
Burlington (S)	102.90	261.20	364.10	0.0%
Cambridge (S/partial W)	214.80	386.40	601.20	5.5%
Canton (S/partial W)	224.64	419.88	644.52	18.0%
Chelsea (W/S)	175.20	524.40	699.60	4.1%
Chicopee (W)	152.00	194.25	346.25	0.0%
Clinton (W/S)	87.60	65.70	153.30	0.0%
Dedham (S)	438.80	334.08	772.88	17.6%
Everett (W/S)	177.60	322.80	500.40	-2.3%
Framingham (W/S)	171.00	318.00	489.00	-5.8%
Hingham (S)	713.16	546.00	1,259.16	65.2%
Holbrook (S)	168.00	288.00	456.00	0.0%
Leominster (partial W)	159.60	144.00	303.60	0.0%
Lexington (W/S)	219.60	450.40	670.00	9.5%
Lynn (partial W)	256.92	355.32	612.24	15.9%
Malden (W/S)	165.00	373.00	538.00	12.5%
Marblehead (W)	205.00	411.00	616.00	13.2%
Marlborough (partial W)	252.00	246.00	498.00	16.9%
Medford (W/S)	214.34	435.48	649.82	0.0%
Melrose (W/S)	234.00	484.92	718.92	4.4%
Milton (W/S)	254.40	556.80	811.20	11.9%
Nahant (W)	530.40	646.80	1,177.20	11.1%
Natick (S)	160.80	465.60	626.40	-0.0%
Needham (S/partial W)	135.60	535.20	670.80	7.1%
Newton (W/S)	204.80	430.00	634.80	15.1%
Northborough (partial W)	192.00	282.60	474.60	0.0%
Norwood (W/S)	146.40	365.40	511.80	7.9%
Peabody (partial W)	227.40	262.80	490.20	0.0%
Quincy (W/S)	182.40	411.60	594.00	0.0%
Randolph (S)	138.00	365.40	503.40	0.0%
Reading (S)	342.00	476.40	818.40	-1.4%
Revere (W/S)	181.20	405.11	586.31	7.4%
Saugus (W)	141.00	156.00	297.00	0.0%
Somerville (W/S)	192.00	303.60	495.60	-0.0%
Stoneham	180.00	588.00	768.00	-2.3%
Stoughton (S)	242.54	681.60	924.14	4.3%
Swampscott (W)	285.60	304.80	590.40	13.1%
Wakefield (S/partial W)	300.00	582.00	882.00	-2.0%
Walpole (S)	320.52	428.83	749.35	3.6%
Waltham (W/S)	159.24	348.96	508.20	4.3%
Watertown (W/S)	248.00	494.70	742.70	8.0%
Wellesley (S/partial W)	198.30	439.20	637.50	1.9%
Westwood (S)	438.80	547.00	985.80	5.2%
Weymouth (S)	223.48	477.36	700.84	6.2%
Wilbraham (W)	156.00	286.80	442.80	4.2%
Wilmington (S)	295.20	324.00	619.20	-23.6%
Winchester (S/partial W)	150.00	231.60	381.60	0.0%
Winthrop (W/S)	270.00	535.20	805.20	3.2%
Woburn (S/partial W)	136.00	234.00	370.00	17.8%
Worcester (partial W)	226.80	158.40	385.20	6.6%
<b>AVERAGE</b>	<b>\$236.01</b>	<b>\$390.48</b>	<b>\$626.49</b>	<b>5.5%</b>

\*The following communities do not provide municipal sewer services and are therefore not listed:  
Lynnfield Water District, South Hadley Fire District #1, Southborough, and Weston.



**ANNUAL WATER AND SEWER CHARGES IN  
COMMUNITIES RECEIVING SERVICES FROM THE MWRA  
1996**

	WATER	SEWER
Arlington (W/S)	\$261.80	\$240.00
Ashland (S)	-	420.40
Bedford (S/partial W)	320.00	449.00
Belmont (W/S)	350.00	564.00
Boston (W/S)	239.09	411.01
Braintree (S)	-	512.00
Brookline (W/S)	300.00	384.00
Burlington (S)	-	261.20
Cambridge (S/partial W)	214.80	386.40
Canton (S/partial W)	224.64	419.88
Chelsea (W/S)	175.20	524.40
Chicopee (W)	152.00	-
Clinton (W/S)	87.60	65.70
Dedham (S)	-	334.08
Everett (W/S)	177.80	322.80
Frammingham (W/S)	171.00	318.00
Hingham (S)	-	546.00
Holbrook (S)	-	288.00
Leominster (partial W)	159.60	-
Lexington (W/S)	219.60	450.40
Lynn (partial W)	256.92	-
Lynnfield (W)	177.60	-
Malden (W/S)	165.00	373.00
Marblehead (W)	205.00	-
Marlborough (partial W)	252.00	-
Medford (W/S)	214.34	435.48
Melrose (W/S)	234.00	484.92
Milton (W/S)	254.40	556.80
Nahant (W)	530.40	-
Natick (S)	-	465.60
Needham (S/partial W)	135.60	535.20
Newton (W/S)	204.80	430.00
Northborough (partial W)	192.00	-
Norwood (W/S)	146.40	365.40
Peabody (partial W)	227.40	-
Quincy (W/S)	182.40	411.60
Randolph (S)	-	365.40
Reading (S)	-	476.40
Revere (W/S)	181.20	405.11
Saugus (W)	141.00	-
Somerville (W/S)	192.00	303.60
South Hadley (W)	278.00	-
Southborough (W)	261.60	-
Stoneham	180.00	588.00
Stoughton (S)	-	681.60
Swampscott (W)	285.60	-
Wakefield (S/partial W)	300.00	582.00
Walpole (S)	-	428.83
Waltham (W/S)	159.24	348.96
Watertown (W/S)	248.00	494.70
Wellesley (S/partial W)	198.30	439.20
Weston (W)	114.00	-
Westwood (S)	-	547.00
Weymouth (S)	-	477.36
Wilbraham (W)	156.00	-
Wilmington (S)	-	324.00
Winchester (S/partial W)	150.00	231.60
Winthrop (W/S)	270.00	535.20
Woburn (S/partial W)	136.00	234.00
Worcester (partial W)	226.80	-
<b>AVERAGE</b>	<b>\$215.41</b>	<b>\$418.60</b>

\*Water and sewer charges are based on annual water consumption of 12,000 cubic feet (approximately 90,000 gallons).

<b>COMPARATIVE ANNUAL RESIDENTIAL WATER AND SEWER CHARGES FOR SELECTED NON-MWRA COMMUNITIES IN MASSACHUSETTS 1996</b>			
	<b>Water</b>	<b>Sewer</b>	<b>Combined</b>
Abington	\$300.00	\$240.00	\$540.00
Agawam	151.40	180.36	331.76
Ayer	108.00	240.00	348.00
Beverly	183.60	452.40	636.00
Brockton	227.00	215.00	442.00
Fairhaven	201.60	366.00	567.60
Fall River	69.60	115.20	184.80
Fitchburg	236.00	98.60	334.60
Gloucester	244.80	405.90	650.70
Haverhill	177.60	205.20	382.80
Holyoke	216.00	175.50	391.50
Hudson	226.80	169.20	396.00
Lawrence	162.00	168.00	330.00
Lowell	142.80	180.12	322.92
Medfield	148.80	249.75	398.55
New Bedford	133.42	454.36	587.78
Salem	168.00	278.40	446.40
Springfield	118.80	155.60	274.40
Tewksbury	337.50	252.00	589.50

<b>COMPARATIVE ANNUAL RESIDENTIAL WATER &amp; SEWER CHARGES FOR MAJOR U.S. CITIES 1996</b>			
	<b>Water</b>	<b>Sewer</b>	<b>Combined</b>
Austin, TX	\$216.30	\$315.30	\$531.60
Boston, MA	239.09	411.01	650.10
Columbus, OH	164.70	224.35	389.05
Dallas, TX	151.92	276.55	428.47
Detroit, MI	101.28	151.32	252.60
Forth Worth, TX	202.20	222.00	424.20
Honolulu, HI	181.50	355.03	536.53
Houston, TX	259.80	276.30	536.10
Indianapolis, IN	218.40	126.41	344.81
Jacksonville, FL	188.10	371.40	559.50
Los Angeles, CA	200.00	162.72	362.72
Milwaukee, WI	152.20	124.00	276.20
MWRA Service Area	235.62	390.05	625.67
New Orleans, LA	222.60	163.59	386.19
New York, N.Y.	135.60	216.00	351.60
Newark, N.J.	172.44	172.80	345.24
Philadelphia, PA	178.20	342.60	520.80
Portland, ME	297.60	400.80	698.40
Providence, RI	176.04	155.83	331.87
Saint Louis, MO	170.52	170.76	341.28
Saint Paul, MINN	160.01	274.80	434.81
San Antonio, TX	120.90	178.00	298.90
San Diego, CA	202.92	369.48	572.40
San Francisco, CA	192.00	468.53	660.53
San Jose, CA	235.70	274.92	510.62
Seattle, WA	208.54	486.00	694.54
Washington, D.C.	120.48	223.68	344.16
<b>AVERAGE</b>	<b>\$189.06</b>	<b>\$270.53</b>	<b>\$459.59</b>

## APPENDIX B

# SECOND METER INFORMATION AND GLOSSARY

**SECOND METER INFORMATION:**

	#	%
MWRA or partially supplied communities with second water meters	YES: 43 NO: 17	YES: 77.7% NO: 28.3%
MWRA or partially supplied communities utilizing second meters to adjust water bills	YES: 32 NO: 28	YES: 53.3% NO: 46.7%

**GLOSSARY:**

All of the information cited below is taken directly from *Massachusetts Water Resources Authority Technical Assistance Program: Municipal Water and Sewer Rate Making, A Guide for Local Officials*. May, 1989.

**DEBT EXCLUSION**

A referendum to increase the levy limit by the amount of principal and interest payable each year on specific long-term bonds issued by a community; this exclusion remains in effect for the life of the debt only.

**WATER AND SEWER WHOLESALE CHARGES**

Within the MWRA service area, these are the charges which are made by the MWRA to each community for the total amount of water and/or sewer treatment service which is provided to that community for a fiscal year; MWRA wholesale charges constitute one component of each community's total water and sewer service costs.

**WATER AND SEWER RETAIL CHARGES**

User charges which are billed to specific properties by a municipality or public utility for the provision of water and sewer service; these charges are generally billed periodically during the year and are generally based on the metered flow of water into each property; also known as "retail rates".

**GENERAL FUND - 17 water, 17 sewer (full and partial MWRA communities)**

General fund accounting for water and sewer operations is generally the most understood accounting support alternative. This option does not require adoption of any legislation. Essentially, water and sewer expenditure and revenue accounts exist with the general fund along with other community financial activity. No segregation of utility costs and revenues is provided for. General fund accounting is on the budgetary (cash) basis and period-end or year-end reporting is on the modified accrual basis.

**SPECIAL REVENUE FUND - 10 water, 7 sewer (full and partial MWRA communities)**

A special revenue fund is defined as "a fund used to account for the proceeds of specific revenue sources (other than expendable trusts or major capital projects) that are legally restricted to expenditure for specified purposes".

Special revenue fund accounting provides for segregation of water/sewer costs and revenues from other municipal financial activity.

Like the general fund, special revenue fund accounting is on the budgetary (cash) basis and financial reporting is on the modified accrual basis.

**ENTERPRISE FUND** - 30 water, 32 sewer (full and partial MWRA Communities)

A fund established to account for operations financed and operated in a manner similar to private business enterprises. In this instance the governing body intends that costs (expenses, including depreciation) of providing goods or services to the general public on a continuing basis be recovered primarily through user charges.

A fund established because the governing body has decided that periodic determination of revenues earned, expenses incurred and/or net income is appropriate for capital maintenance, public policy management control, accountability or other purposes.

Like special revenue funds, enterprise funds allow communities to separately account for the expenditures and revenues of their water/sewer operations. Similarly, this segregated accounting provides enhanced information regarding the results of operations and facilitates rate setting and rate analyses. A community may elect to adopt enterprise fund(s) through city council or town meeting vote. Each enterprise fund must be adopted individually.

Enterprise fund accounting is generally the most complex of the accounting alternatives. Its accounting may be on the accrual basis or budgetary (cash) basis. Reporting, however, should be on the accrual basis. Accordingly, if accounting is on the budgetary basis, year-end accrual adjustments will be required to attain accrual basis reporting. These year-end accrual adjustments will generally include:

- ◆ Fixed asset capitalization and related depreciation
- ◆ Pension liabilities
- ◆ Sick, vacation, and other compensated absences
- ◆ Revenue
- ◆ Contributed capital
- ◆ Other year-end accruals

**[This page intentionally left blank.]**

## **APPENDIX C**

# **1997 STATEWIDE MASSACHUSETTS ANNUAL HOUSEHOLD RETAIL COST FOR WATER AND SEWER SERVICE: OCTOBER, 1997**

---

---

NOTE: The statewide retail rates cited in Appendix C is provided in partnership with the Massachusetts Department of Housing and Community Development, Low-Income Sewer and Water Assistance Program (LISAWAP).

---

---

<b>1997 MASSACHUSETTS ANNUAL HOUSEHOLD RETAIL COST FOR WATER AND SEWER SERVICE: OCTOBER, 1997</b>			
<b>Community</b>	<b>Water</b>	<b>Sewer</b>	<b>Combined</b>
Abington	\$298.00	\$240.00	\$538.00
Acushnet	252.00	420.00	672.00
Agawam	151.40	180.36	331.76
Amesbury	324.00	294.00	618.00
Andover	302.40	237.60	540.00
Arlington (1992)	270.20	492.00	762.20
Ashburnham	222.00	300.00	522.00
Ashfield	669.72	425.20	1094.92
Ashland	306.40	420.40	726.80
Attleboro	309.60	199.80	509.40
Auburn I (Water Dist.)	240.80	125.20	366.00
Auburn II (Elm Hill Dist.)	431.20	125.20	556.40
Auburn III (Woodland Dist.)	434.40	125.20	559.60
Ayer	108.00	240.00	348.00
Barnstable I	220.40	387.60	608.00
Barnstable II	197.00	387.60	584.60
Barnstable III	89.00	387.60	476.60
Barnstable IV	186.00	387.60	573.60
Barre	264.00	360.00	624.00
Bedford	328.00	475.00	803.00
Belchertown	340.00	344.40	684.40
Bellingham	188.00	162.00	350.00
Belmont	350.00	594.00	944.00
Beverly	199.20	490.80	690.00
Billerica	154.20	216.00	370.20
Boston	239.09	411.01	650.10
Braintree	248.00	512.00	760.00
Bridgewater	180.00	319.00	499.00
Brockton	227.00	215.00	442.00
Brookline	330.00	432.00	762.00
Buckland	180.00	340.80	520.80
Burlington	102.90	261.20	364.10
Cambridge	230.40	392.40	622.80
Canton	224.64	419.88	644.52
Chatam (Summer)	552.00	474.00	1026.00
Chatam (Winter)	348.00	282.00	630.00
Chelsea	231.60	492.00	723.60
Chicopee	152.00	194.25	346.25
Clinton	87.60	65.70	153.30
Cohasset	662.40	584.00	1246.40
Concord	288.00	519.00	807.00
Dalton	170.00	146.00	316.00
Danvers	330.00	490.80	820.80
Dartmouth	186.80	225.00	411.80
Dartmouth II	186.80	454.36	641.16
Dedham	438.80	334.08	772.88



<b>1997 MASSACHUSETTS ANNUAL HOUSEHOLD RETAIL COST FOR WATER AND SEWER SERVICE: OCTOBER, 1997</b>			
<b>Community</b>	<b>Water</b>	<b>Sewer</b>	<b>Combined</b>
Dighton (Fire Dist.)	\$336.00	\$130.00	\$466.00
Dighton (Water Dist.)	100.00	130.00	230.00
Douglas	224.00	258.40	482.40
Dracut	305.00	420.00	725.00
Dudley	246.00	516.81	762.81
Duxbury	279.00	275.00	554.00
East Longmeadow	216.00	240.00	456.00
Easthampton (1996)	144.00	240.00	384.00
Edgartown	340.00	363.30	703.30
Erving	459.00	40.00	499.00
Everett	177.60	355.20	532.80
Fairhaven	201.60	366.00	567.60
Fall River	69.60	144.00	213.60
Falmouth	236.00	277.20	513.20
Fitchburg	236.00	98.60	334.60
Framingham	171.00	316.50	487.50
Franklin	180.60	210.00	390.60
Gardner	268.80	324.00	592.80
Gill	300.00	486.00	786.00
Gloucester	244.80	405.90	650.70
Grafton I	356.20	157.50	513.70
Grafton II	114.00	157.50	271.50
Granby I	237.00	170.00	407.00
Granby II	278.00	170.00	448.00
Great Barrington I	147.00	155.00	302.00
Great Barrington II	564.00	155.00	719.00
Greenfield	129.60	235.20	364.80
Groton	336.00	739.20	1075.20
Groveland	252.00	254.50	506.50
Hardwick II	156.25	203.36	359.61
Hardwick III	140.00	252.41	392.41
Haverhill	177.60	205.20	382.80
Hingham	713.16	582.00	1295.16
Hinsdale	360.00	120.00	480.00
Holbrook	168.00	384.00	552.00
Holden	238.36	484.04	722.40
Holyoke	234.00	175.50	409.50
Hopedale	194.40	234.00	428.40
Hopkington	214.00	482.40	696.40
Hudson	247.20	157.20	404.40
Hull	713.16	346.20	1059.36
Ipswich	339.60	258.00	597.60
Lancaster	187.28	184.80	372.08
Lanesborough	232.00	110.00	342.00
Lawrence	162.00	168.00	330.00
Lee	142.00	160.00	302.00

<b>1997 MASSACHUSETTS ANNUAL HOUSEHOLD RETAIL COST FOR WATER AND SEWER SERVICE: OCTOBER, 1997</b>			
<b>Community</b>	<b>Water</b>	<b>Sewer</b>	<b>Combined</b>
Leicester Chry Val Oxfd	\$679.05	\$400.00	\$1,079.05
Leicester Wat Dist	360.00	540.00	900.00
Lenox	327.60	252.90	580.50
Lemonister	168.80	150.20	319.00
Lexington	219.00	486.00	705.00
Longmeadow	112.40	164.40	276.80
Lowell	142.80	180.12	322.92
Ludlow	118.80	126.00	244.80
Lunenburg	307.20	600.00	907.20
Lynn	256.92	355.32	612.24
Malden	177.40	383.60	561.00
Manchester	288.00	774.00	1062.00
Mansfield	216.96	230.72	447.68
Marblehead	211.00	423.00	634.00
Marion	373.00	229.60	602.60
Marlborough	252.00	246.00	498.00
Marshfield	306.25	361.00	667.25
Mattapoissett	288.00	261.60	549.60
Maynard	138.00	264.00	402.00
Medfield	148.80	249.75	398.55
Medford	214.34	435.48	649.82
Medway	216.00	120.00	336.00
Melrose	234.00	484.92	718.92
Merrimac	400.00	311.00	711.00
Methuen	181.20	213.60	394.80
Middleborough	199.92	208.12	408.04
Milford	237.84	192.36	430.20
Milbury	380.04	222.30	602.34
Millis	207.00	360.81	567.81
Milton	264.00	566.40	830.40
Monroe	162.00	314.90	476.90
Monson	108.00	135.00	243.00
Montague I (Turners Falls)	127.50	294.30	421.80
Montague II (Outer Limits)	195.00	294.30	489.30
Montague III (Center)	255.00	294.30	549.30
Montague IV (Lake Pleasant)	386.50	294.30	680.80
Nahant	530.40	646.80	1177.20
Nantucket	252.00	196.20	448.20
Natick	190.00	520.00	710.00
Needham	135.60	535.20	670.80
New Bedford	133.42	454.36	587.78
Newburyport	234.00	330.00	564.00
Newton	178.00	510.40	688.40
North Adams	220.78	144.00	364.78
North Andover	298.80	306.00	604.80
North Attleborough	165.00	144.00	309.00

<b>1997 MASSACHUSETTS ANNUAL HOUSEHOLD RETAIL COST FOR WATER AND SEWER SERVICE: OCTOBER, 1997</b>			
<b>Community</b>	<b>Water</b>	<b>Sewer</b>	<b>Combined</b>
North Brookfield	\$200.00	\$450.00	\$650.00
Northhampton	198.00	255.60	453.60
Northborough	192.00	282.60	474.60
Northbridge	292.08	161.20	453.28
Northfield I (Water District)	206.00	249.59	455.59
Northfield II (East Water)	200.00	249.59	449.59
Norton	136.00	153.00	289.00
Norwood	153.00	427.68	580.68
Orange	252.00	185.76	437.76
Oxford	380.04	400.00	780.04
Palmer Water District	478.25	127.50	605.75
Palmer 3 Rivers	163.50	127.50	291.00
Palmer Thorndike	145.50	127.50	273.00
Palmer Bondville	314.60	127.50	442.10
Peabody	227.40	262.80	490.20
Pepperell	150.00	250.00	400.00
Pittsfield	89.10	70.20	159.30
Plainville	270.00	183.60	453.60
Plymouth	144.00	210.00	354.00
Quincy	182.40	416.64	599.04
Randolph	138.00	365.40	503.40
Rayham (Center)	50.00	148.00	198.00
Rayham (North)	50.00	148.00	198.00
Reading	373.20	613.20	986.40
Revere	181.20	409.20	590.40
Rockland	298.00	300.00	598.00
Russell	198.00	280.00	478.00
Rutland	392.00	434.00	826.00
Salem	168.00	333.60	501.60
Salisbury	273.60	240.00	513.60
Saugus	141.00	156.00	297.00
Scituate	242.40	319.20	561.60
Shelburne	123.60	337.16	460.76
Shrewsbury	222.00	171.00	393.00
Somerset	141.50	88.01	229.51
Somerville	211.20	334.80	546.00
Southbridge	239.56	270.00	509.56
Spencer	290.40	252.00	542.40
Springfield	118.80	155.60	274.40
Stoneham	216.00	600.00	816.00
Stoughton	242.54	722.40	964.94
Sturbridge	230.40	238.80	469.20
Swampscott	308.40	307.20	615.60
Templeton	157.00	229.15	386.15
Tewksbury	337.50	252.00	589.50
Upton	153.00	305.10	458.10

<b>1997 MASSACHUSETTS ANNUAL HOUSEHOLD RETAIL COST FOR WATER AND SEWER SERVICE: OCTOBER, 1997</b>			
<b>Community</b>	<b>Water</b>	<b>Sewer</b>	<b>Combined</b>
Uxbridge	\$230.40	\$241.20	\$471.60
Wakefield	300.00	612.00	912.00
Walpole	311.52	433.63	745.15
Waltham	159.96	352.92	512.88
Ware	150.00	73.50	223.50
Wareham (Onset)	259.50	200.00	459.50
Wareham (Fire District)	150.00	200.00	350.00
Warren (Watter District)	260.00	195.00	455.00
Warren (West District)	235.00	195.00	430.00
Watertown	266.20	532.44	798.64
Webster	176.40	372.00	548.40
Wellesley	236.70	439.20	675.90
West Springfield	148.80	181.20	330.00
West Stockbridge	659.84	651.20	1311.04
Westborough	182.77	234.10	416.87
Westfield	162.90	89.00	251.90
Westwood	438.80	528.00	966.80
Weymouth	223.48	470.16	693.64
Whitman	240.00	240.00	480.00
Wilbraham	162.00	286.80	448.80
Williamsburg	468.00	120.00	588.00
Williamstown	247.20	286.80	534.00
Wilmington	295.20	324.00	619.20
Winchendon	196.80	152.40	349.20
Winchester (1993)	279.60	412.80	692.40
Winthrop	270.00	535.20	805.20
Woburn	136.00	234.00	370.00
Worcester	226.80	158.40	385.20
<b>Commonwealth Median</b>	<b>\$227.20</b>	<b>\$272.50</b>	<b>\$513.65</b>
<b>Commonwealth Average</b>	<b>\$246.91</b>	<b>\$304.56</b>	<b>\$551.47</b>
<b>MWRA Average</b>	<b>\$242.39</b>	<b>\$405.39</b>	<b>\$647.39</b>
<b>% Difference Between MWRA and Commonwealth Rates:</b>	<b>-1.8%</b>	<b>33.1%</b>	<b>17.4%</b>

# ADVISORY BOARD MEMBERS

CITY/TOWN	CEO	DESIGNEE
ARLINGTON	Kevin Greeley	Joseph Loyacano
ASHLAND	John Ellsworth	Edward Maguire
BEDFORD	Laura Goldenberg	Richard Warrington
BELMONT	William Monahan	Guy Carbone*
BOSTON	Hon. Thomas Menino	John Sullivan, Jr.*
BRAINTREE	Thomas Reynolds	Darrin Mc Auliffe
BROOKLINE	Sydney Ronny	Peter Ditto
BURLINGTON	Guy Gianino	Syamal Chaudhuri
CAMBRIDGE	Hon. Sheila Russell	Michael Nicoloro*
CANTON	George Jenkins Jr.	Edward Sullivan*
CHELSEA	Guy Santagate	Andrew DeSantis*
CHICOPEE	Hon. Joseph Chessy, Jr.	Christopher Golba
CLINTON	Michael Dziokonski	
DEDHAM	Mary Louise Kehoe	David Keane
EVERETT	Hon. John R. McCarthy	Joseph Nargi*
FRAMINGHAM	Kathleen Pendergast	John McMahon
HINGHAM	Martin Crane	John Brandt
HOLBROOK	Daniel M. Andrea	Thomas Cummings
LEOMINSTER	Hon. Dean Mazzarella	
LEXINGTON	Leo McSweeney	William Hadley
LYNN	Hon. Patrick McManus	
LYNNFIELD	Arthur Bourque	Bruce Kenerson
MALDEN	Hon. Richard Howard	Neil Callahan*
MARBLEHEAD	Thomas McNulty	Dana Snow
MARLBOROUGH	Hon. J. Michael McGorty	Doran Crouse
MEDFORD	Hon. Michael McGlynn	Gabriel Federico
MELROSE	Hon. Richard Lyons	Peter Hersey*
MILTON	Katherine Haynes Dunphy	Katherine Haynes Dunphy*
NAHANT	Michael Manning	
NATICK	Mel Willens	Frank Foss
NEEDHAM	Daniel Matthews	Stanley Stanzin*
NEWTON	Hon. Thomas Concannon	John Patota
NORTHBOROUGH	William Henries	Stacia Smith
NORWOOD	Domenic Fruci	Bernard Cooper*
PEABODY	Hon. Peter Torigian	Peter Smyrnios
QUINCY	Hon. James Sheets	Ed Nelson
RANDOLPH	William Alexopoulos	Paul Connors
READING	George Hines	Edward McIntire, Jr.
REVERE	Hon. Robert Haas, Jr.	John Squibb
SAUGUS	Janet Fasano	Joseph Attubato
SOMERVILLE	Hon. Michael Capuano	Joseph Foti**
SOUTH HADLEY	Myron Ryder	John Mikuszewski
SOUTHBOROUGH	William Christenson	Donald Buzzell
STONEHAM	Albert Conti	Jeffrey Oxman
STOUGHTON	Richard Fitzgerald	Philip Farrington*
SWAMPSCOTT	Douglas Allen	Alan Taubert
WAKEFIELD	Wayne Tarr	Wayne Tarr
WALPOLE	John Sheehan	Thomas Bowen
WALTHAM	Hon. William Stanley	John Snedeker/David Savoy
WATERTOWN	Jack Zollo	Gerald Mee
WELLESLEY	Vincent Julliani	Walter Woods*
WESTON	John Mullin	Jean M. Thurston
WESTWOOD	Anthony Antonelli	Philip Caruso/Timothy Walsh
WEYMOUTH	Susan Kay	Frank Lagrotteria*
WILBRAHAM	Frank Everton	Albert Kirk
WILMINGTON	Daniel Wandell	Michael Woods/Robert Antico
WINCHESTER	William O'Leary	Stephen Powers*
WINTHROP	Joseph Ferrino	Joseph Ferrino
WOBURN	Hon. Robert Dever	Robert Simonds*
WORCESTER	Hon. Raymond Mariano	Robert Moylan, Jr.

**Gubernatorial Appointees:**

*Quabbin and Ware Watershed* - J.R. Greene  
*Wachusett Watershed* - Barbara Wyatt  
*Environmental Protection* - Vacant  
*Boston Harbor* - Vacant  
*Boston Harbor* - Vacant  
*Connecticut River Basin* - Vacant

**MAPC Appointee:**

Elizabeth Bransfield

back cover -  
 this goes  
 on inside  
 of book 5 -

\*Member of Executive Committee  
 \*\*Chairman of Executive Committee

**Advisory Board Designees to the MWRA Board of Directors:**

John Carroll - Norwood  
 Norman Jacques - Needham  
 Andrew Pappastergion - Brookline