

MWRA ADVISORY BOARD

ANNUAL WATER & SEWER RETAIL RATE SURVEY

NOVEMBER 1998



**THE COMMUNITY ADVISORY BOARD TO THE
MASSACHUSETTS WATER RESOURCES AUTHORITY**

The MWRA Advisory Board...


was established by the Legislature of the Commonwealth to represent the sixty communities in the MWRA service area. Through annual comments and recommendations on the Authority's proposed capital and current expense budgets and rates, the Advisory Board provides a ratepayer's perspective on the MWRA's plans and policies to improve the region's water and sewer systems.

For more information call: **(617) 742-7561**, fax **(617) 742-4614**, write:

**MWRA Advisory Board
11 Beacon Street
Suite 1010
Boston, MA 02108-3002**

E-Mail: mwra_ab@mwra.state.ma.us

or visit the Advisory Board website at:
<http://www.mwra.state.ma.us/advbd/html/hpadbd.htm>



MWRA ADVISORY BOARD

ANNUAL WATER & SEWER RETAIL RATE SURVEY

NOVEMBER 1998



**THE COMMUNITY ADVISORY BOARD TO THE
MASSACHUSETTS WATER RESOURCES AUTHORITY**

The MWRA Advisory Board...

was established by the Legislature of the Commonwealth to represent the sixty communities in the MWRA service area. Through annual comments and recommendations on the Authority's proposed capital and current expense budgets and rates, the Advisory Board provides a ratepayer's perspective on the MWRA's plans and policies to improve the region's water and sewer systems.

For more information call: (617) 742-7561, fax (617) 742-4614, write:

**MWRA Advisory Board
11 Beacon Street
Suite 1010
Boston, MA 02108-3002**

E-Mail: mwra_ab@mwra.state.ma.us

or visit the Advisory Board website at:
<http://www.mwra.state.ma.us/advbd/html/hpadbd.htm>

MWRA ADVISORY BOARD

ANNUAL WATER & SEWER RETAIL RATE SURVEY

NOVEMBER 1998



**THE COMMUNITY ADVISORY BOARD TO THE
MASSACHUSETTS WATER RESOURCES AUTHORITY**

The MWRA Advisory Board...

was established by the Legislature of the Commonwealth to represent the sixty communities in the MWRA service area. Through annual comments and recommendations on the Authority's proposed capital and current expense budgets and rates, the Advisory Board provides a ratepayer's perspective on the MWRA's plans and policies to improve the region's water and sewer systems.

For more information call: **(617) 742-7561**, fax **(617) 742-4614**, write:

**MWRA Advisory Board
11 Beacon Street
Suite 1010
Boston, MA 02108-3002**

E-Mail: mwra_ab@mwra.state.ma.us

or visit the Advisory Board website at:
<http://www.mwra.state.ma.us/advbd/html/hpadbd.htm>

**Advisory Board
Communities:**

Arlington
Ashland
Bedford
Belmont
Boston
Braintree
Brookline
Burlington
Cambridge
Canton
Chelsea
Chicopee
Clinton
Dedham
Everett
Framingham
Hingham
Holbrook
Leominster
Lexington
Lynn
Lynnfield
Malden
Marblehead
Marlborough
Medford
Melrose
Milton
Nahant
Natick
Needham
Newton
Northborough
Norwood
Peabody
Quincy
Randolph
Reading
Revere
Saugus
Somerville
South Hadley
Southborough
Stoneham
Stoughton
Swampscott
Wakefield
Walpole
Waltham
Watertown
Wellesley
Weston
Westwood
Weymouth
Wilbraham
Wilmington
Winchester
Winthrop
Woburn
Worcester

MWRA Advisory Board

ANNUAL WATER & SEWER RETAIL RATE SURVEY

NOVEMBER 1998

Joseph E. Favaloro
Executive Director

TABLE OF CONTENTS

SECTION	PAGE
Introduction	ii
MWRA Community 1998 Water and Sewer Charges	1
Select Non-MWRA Massachusetts Community Charges	A1
Select Residential 1998 Water and Sewer Charges for U.S. Cities	B1
Appendix A - 1997 Water & Sewer Retail Rate Information	Appendix A
Appendix B - Second Meter Information and Glossary	Appendix B
Appendix C - 1998 Statewide Massachusetts Annual Household Retail Rates for Water and Sewer Service: October, 1998	Appendix C

Introduction

This is the twelfth "Annual Water and Sewer Retail Rate Survey" prepared by the Massachusetts Water Resources Authority (MWRA) Advisory Board, providing a comparative snapshot of water and sewer retail rates for each community in the MWRA service area. In addition, the survey also incorporates rate information from Massachusetts communities outside of the MWRA service area, as well as other cities nationwide.

For the past several years the Rate Survey has been the Advisory Board's most requested document. We hope that municipal officials, water and sewer industry professionals and concerned citizens continue to find the information presented in the survey useful and informative. As always, we welcome any questions or suggestions regarding this survey which will allow us to provide an improved document in future years. Please do not hesitate to call our office at (617) 742-7561, or e-mail us at mwra_ab@mwra.state.ma.us with your feedback.

Average Water and Sewer Rates

The water and sewer rates cited on the following pages for average annual household use is based upon the industry standard of 120 hundred cubic feet, or 90,000 gallons. Actual usage per household varies. Readers should keep in context that the standardized measure utilized to calculate average household rates within this document is primarily intended to allow for equitable rate comparisons between municipalities. While actual water and sewer use may vary by household and geographic setting, the Advisory Board believes the 120 hundred cubic feet (90,000 gallons) measure utilized to make comparisons among the communities cited within this document is justifiable.

The MWRA Advisory Board

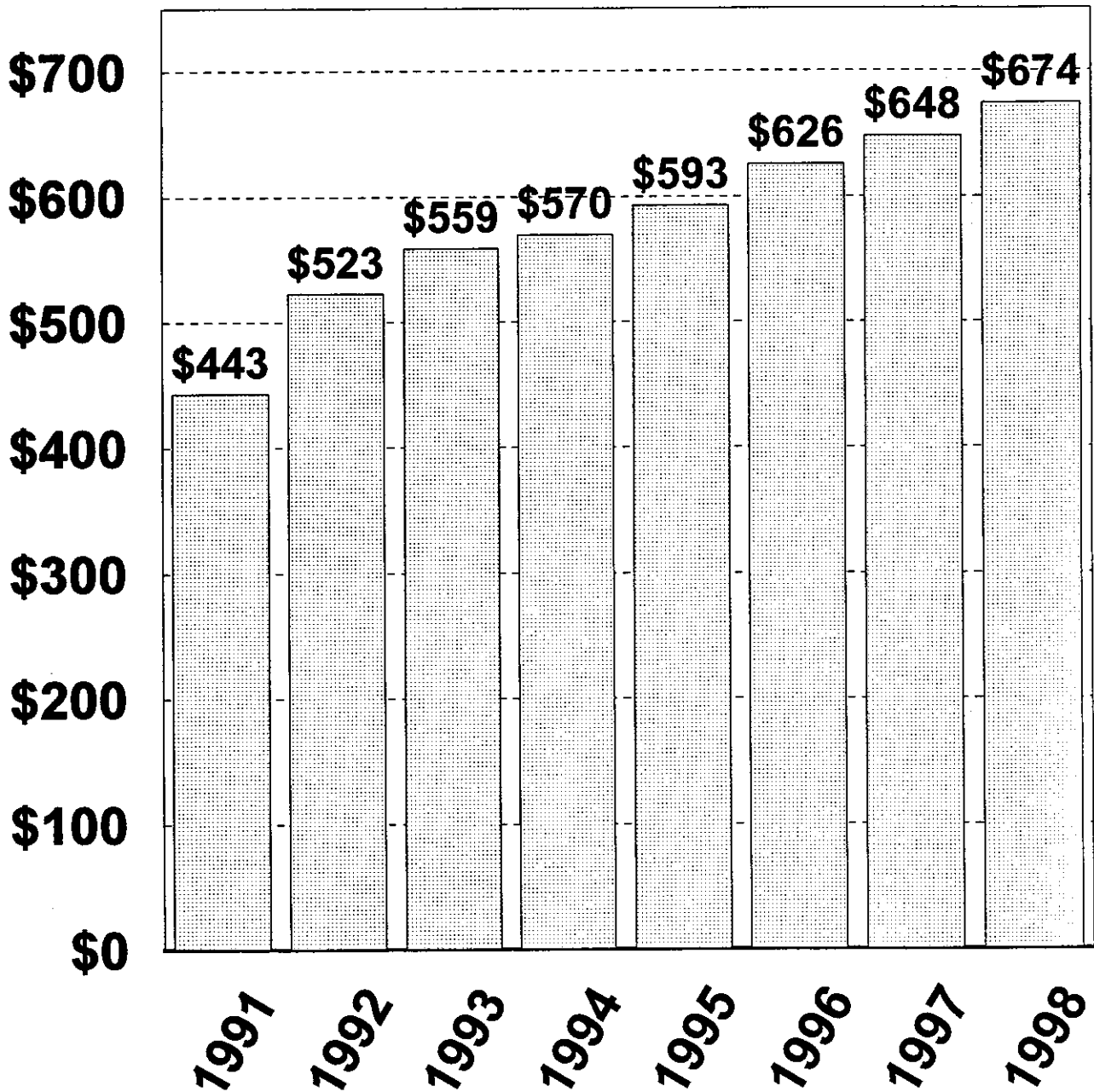
The MWRA Advisory Board was created by the Massachusetts Legislature in 1984 to represent the interests of Massachusetts Water Resources Authority service area communities. The Advisory Board is comprised of one representative from each of the sixty communities that receive water and/or sewer services from the MWRA, and one from the Metropolitan Area Planning Council. In addition, six people are appointed by the Governor to include a person with skills and expertise in matters relating to environmental protection, one representative each from the Connecticut River basin, the Quabbin/Ware watershed areas and the Wachusett watershed area, plus two persons qualified by membership or affiliation in organizations concerned with the recreational or commercial uses of the Boston Harbor.

The Massachusetts Legislature has delegated specific responsibilities to the Advisory Board who in turn monitors the MWRA's programs from a ratepayer perspective.

- serving as a watchdog over the MWRA to ensure proper management and budgetary control;
- making recommendations on annual expense budgets, capital facility programs, business planning and user charges;
- holding hearings on matters relating to the MWRA and making subsequent recommendations to the Governor and the Legislature; and,
- appointing three individuals to the eleven member MWRA Board of Directors.

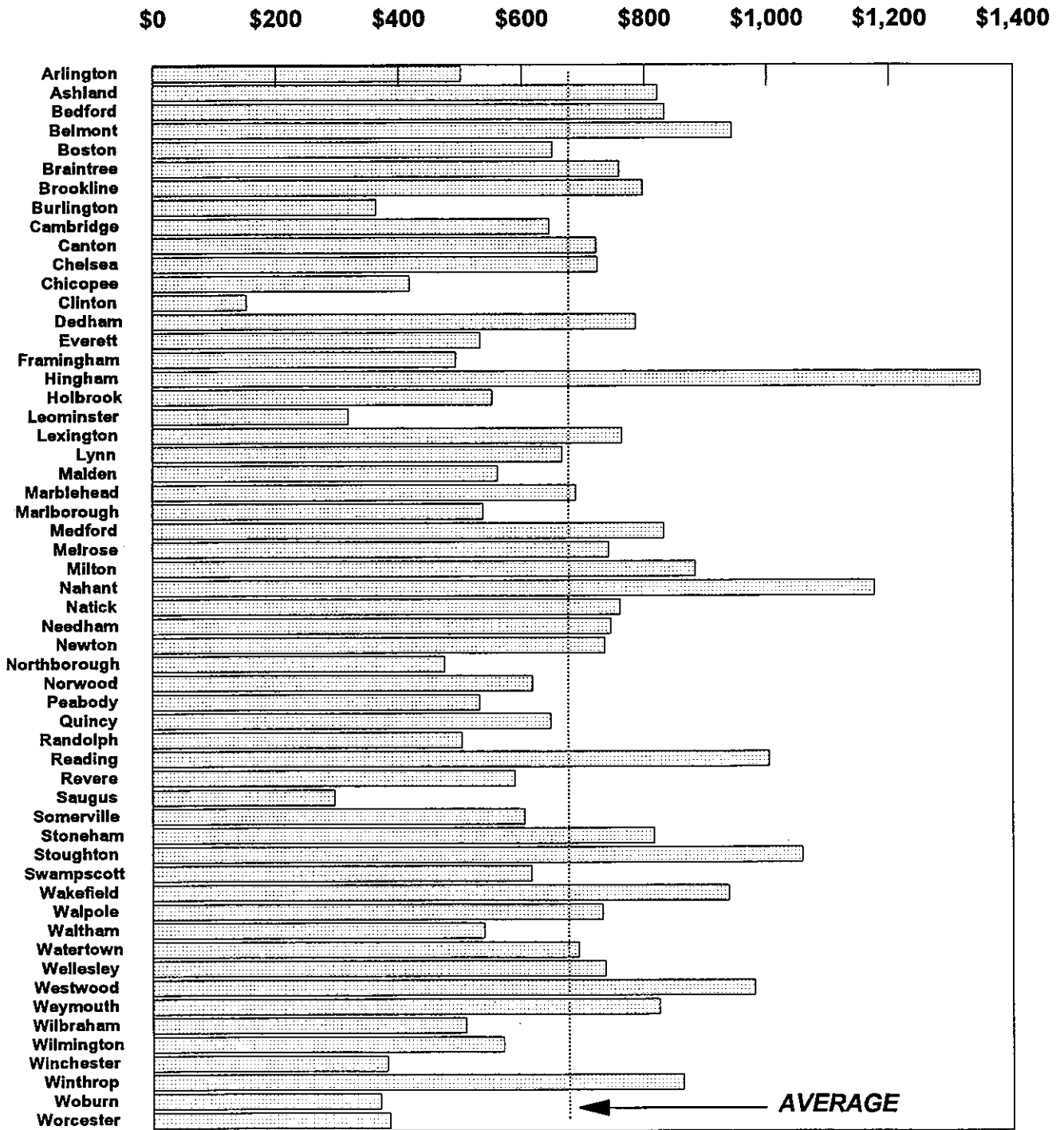
Advisory Board programmatic and budget recommendations have led to significant savings for MWRA ratepayers. The Advisory Board continues to outline a multifaceted approach to managing rates which include reductions in proposed capital outlays, tighter current expense budgeting controls, and attainment of state and federal assistance. The Advisory Board's efforts have helped lead to a less than 5% increase in FY97 and FY98, and a 2.5% addition for FY99. Special assignments, including the development of a sewer rate methodology, a cost-benefit analysis of MWRA covered storage projects, and the establishment of a water and sewer system expansion policy, emphasize the ongoing constructive relationship between the Advisory Board and the Authority to establish the most cost-effective and efficient water and wastewater systems possible.

Combined Annual Water & Sewer Charges in MWRA Communities 1991 - 1998



* Charges are based on annual consumption of 12,000 cubic feet (approximately 90,000 gallons).

1998 COMBINED RETAIL WATER & SEWER RATES COMMUNITY CHARGE COMPARISONS



NOTE: Charges are based on an annual water consumption of 12,000 cubic feet (approximately 90,000 gallons).

MWRA SYSTEMWIDE SUMMARY DATA 1997-1998		
	1997	1998
Avg. combined water and sewer cost*	\$647.92	\$674.03
Percent change from prior year*	3.4%	4.0%
<u>WATER BILLING FREQUENCY</u>		
Semi-annual	18	18
Tri-annual	3	2
Quarterly	35	36
Bi-monthly	2	2
Monthly	2	2
<u>WATER RATE STRUCTURE</u>		
Ascending Block with Base Charge	16	16
Ascending Block only	15	16
Flat Rate with Base Charge	7	7
Flat Rate only	21	20
Fixed Fee	1	1
<u>ELDERLY/LOW-INCOME DISCOUNTS</u>		
Yes	20	21
No (or n/a)	40	39
<u>DEBT SERVICE EXCLUSION</u>		
	2	2
<u>CHANGES IN COMBINED WATER AND SEWER CHARGES*</u>		
Decrease	3	4
No change	27	22
0 to 10% increase	24	25
10% to 20% increase	4	8
20% to 30% increase	2	1
30% to 40% increase	0	0
40% to 50% increase	0	0
Greater than 50% increase	0	0
<i>*Based on revised figures for 1997.</i>		

ANNUAL WATER AND SEWER CHARGES IN COMMUNITIES RECEIVING SERVICES FROM THE MWRA 1998		
	WATER	SEWER
Arlington (W/S)	\$261.80	\$240.00
Ashland (S)	-	518.00
Bedford (S/partial W)	328.00	506.00
Belmont (W/S)	350.00	594.00
Boston (W/S)	239.09	411.01
Braintree (S)	-	512.00
Brookline (W/S)	342.00	456.00
Burlington (S)	-	261.20
Cambridge (S/partial W)	230.40	415.20
Canton (S/partial W)	302.96	419.36
Chelsea (W/S)	276.00	447.60
Chicopee (W)	224.00	-
Clinton (W/S)	87.60	65.70
Dedham (S)	-	347.76
Everett (W/S)	177.60	355.20
Framingham (W/S)	176.70	316.50
Hingham (S)	-	636.00
Holbrook (S)	-	384.00
Leominster (partial W)	168.80	-
Lexington (W/S)	230.00	534.00
Lynn (partial W)	262.90	-
Lynnfield (W)	196.00	-
Malden (W/S)	177.40	383.60
Marblehead (W)	230.00	-
Marlborough (partial W)	272.40	-
Medford (W/S)	254.59	577.56
Melrose (W/S)	234.00	508.68
Milton (W/S)	293.76	590.40
Nahant (W)	530.40	-
Natick (S)	-	562.80
Needham (S/partial W)	170.16	575.40
Newton (W/S)	236.80	499.20
Northborough (partial W)	192.00	-
Norwood (W/S)	178.20	438.84
Peabody (partial W)	227.40	-
Quincy (W/S)	192.00	455.28
Randolph (S)	-	365.40
Reading (S)	-	597.60
Revere (W/S)	187.20	402.00
Saugus (W)	141.00	-
Somerville (W/S)	234.00	370.80
South Hadley (W)	329.60	-
Southborough (W)	261.60	-
Stoneham (W/S)	228.00	588.00
Stoughton (S)	-	801.60
Swampscott (W)	308.40	-
Wakefield (S/partial W)	300.00	638.00
Walpole (S)	-	433.63
Waltham (W/S)	168.24	370.20
Watertown (W/S)	195.40	498.00
Wellesley (S/partial W)	249.90	486.00
Weston (W)	144.90	-
Westwood (S)	-	541.00
Weymouth (S)	-	568.96
Wilbraham (W)	222.00	-
Wilmington (S)	-	295.20
Winchester (S/partial W)	150.00	231.60
Winthrop (W/S)	306.00	556.80
Woburn (S/partial W)	136.00	234.00
Worcester (partial W)	226.80	-
AVERAGE	\$235.48	\$454.32
Percent change	6.0%	3.9%

*Water and Sewer Charges are based on an annual water consumption of 12,000 cubic feet (approximately 90,000 gallons)

COMBINED ANNUAL WATER AND SEWER CHARGES IN MWRA COMMUNITIES 1998

(Charges include MWRA, Community and alternatively supplied services)

	Water	Sewer	Combined	Change
Arlington (W/S)	\$261.80	\$240.00	\$501.80	0.0%
Ashland (S)	304.00	518.00	822.00	13.1%
Bedford (S/partial W)	328.00	506.00	834.00	3.9%
Belmont (W/S)	350.00	594.00	944.00	0.0%
Boston (W/S)	239.09	411.01	650.10	0.0%
Braintree (S)	248.00	512.00	760.00	0.0%
Brookline (W/S)	342.00	456.00	798.00	4.7%
Burlington (S)	102.90	261.20	364.10	0.0%
Cambridge (S/partial W)	230.40	415.20	645.60	3.7%
Canton (S/partial W)	302.96	419.36	722.32	12.1%
Chelsea (W/S)	276.00	447.60	723.60	0.0%
Chicopee (W)	224.00	194.25	418.25	18.1%
Clinton (W/S)	87.60	65.70	153.30	0.0%
Dedham (S)	438.80	347.76	786.56	1.8%
Everett (W/S)	177.60	355.20	532.80	0.0%
Framingham (W/S)	176.70	316.50	493.20	0.0%
Hingham (S)	713.16	636.00	1,349.16	4.2%
Holbrook (S)	168.00	384.00	552.00	0.0%
Leominster (partial W)	168.80	150.40	319.20	0.0%
Lexington (W/S)	230.00	534.00	764.00	8.4%
Lynn (partial W)	262.90	403.30	666.21	8.8%
Malden (W/S)	177.40	383.60	561.00	0.0%
Marblehead (W)	230.00	459.00	689.00	8.7%
Marlborough (partial W)	272.40	265.20	537.60	8.0%
Medford (W/S)	254.59	577.56	832.15	28.1%
Melrose (W/S)	234.00	508.68	742.68	3.3%
Milton (W/S)	293.76	590.40	884.16	6.5%
Nahant (W)	530.40	646.80	1,177.20	0.0%
Natick (S)	198.00	562.80	760.80	5.9%
Needham (S/partial W)	170.16	575.40	745.56	1.3%
Newton (W/S)	236.80	499.20	736.00	6.9%
Northborough (partial W)	192.00	282.60	474.60	0.0%
Norwood (W/S)	178.20	438.84	617.04	6.3%
Peabody (partial W)	227.40	303.60	531.00	8.3%
Quincy (W/S)	192.00	455.28	647.28	8.1%
Randolph (S)	138.00	365.40	503.40	0.0%
Reading (S)	406.80	597.60	1,004.40	1.8%
Revere (W/S)	187.20	402.00	589.20	-0.2%
Saugus (W)	141.00	156.00	297.00	0.0%
Somerville (W/S)	234.00	370.80	604.80	10.8%
Stoneham (W/S)	228.00	588.00	816.00	0.0%
Stoughton (S)	256.98	801.60	1,058.58	9.7%
Swampscott (W)	308.40	307.20	615.60	0.0%
Wakefield (S/partial W)	300.00	638.00	938.00	2.9%
Walpole (S)	297.96	433.63	731.59	-1.8%
Waltham (W/S)	168.24	370.20	538.44	5.0%
Watertown (W/S)	195.40	498.00	693.40	-13.2%
Wellesley (S/partial W)	249.90	486.00	735.90	8.9%
Westwood (S)	438.80	541.00	979.80	1.3%
Weymouth (S)	255.80	568.96	824.76	18.9%
Wilbraham (W)	222.00	286.80	508.80	13.4%
Wilmington (S)	274.80	295.20	570.00	-7.9%
Winchester (S/partial W)	150.00	231.60	381.60	0.0%
Winthrop (W/S)	306.00	556.80	862.80	7.2%
Woburn (S/partial W)	136.00	234.00	370.00	0.0%
Worcester (partial W)	226.80	158.40	385.20	0.0%
AVERAGE	\$252.53	\$421.49	\$674.03	4.0%

* The following communities do not provide municipal sewer services and are therefore not listed:
Lynnfield Water District, South Hadley Fire District #1, Southborough and Weston.

Arlington (W/S)

Residential Water Rates:

Last adjusted: July 1, 1994
Fund: Enterprise

Base charge per bill \$16.90
First 20,000 CF \$ 1.90/HCF
Over 20,000 CF \$ 2.80 "

Billing Frequency: Semi-annual

Annual cost per 120 HCF (≈ 90,000 gallons):

Water \$ 261.80
Sewer \$ 240.00
Combined \$ 501.80
Percentage change from 1997 0.0%

Residential Sewer Rates:

Last adjusted: July 1, 1994
Fund: Enterprise

All units \$ 2.00/HCF
Based on 100% of water usage.

Commercial Water Rates:

Same as residential

Elderly and/or Lower Income Discounts: n/a

Commercial Sewer Rates:

Same as residential

Arlington utilizes the debt service exclusion as permitted under General Law 59 Section 21C(n).

Ashland (S)

Residential Water Rates:

Last adjusted: July 1, 1998
Fund: Enterprise

Base Charge per bill \$15.00
1 - 2,000 CF \$ 2.25/HCF
2,001 - 7,000 CF \$ 2.30 "
7,001 - 15,000 CF \$ 2.35 "
15,000 - 30,000 CF \$ 2.43 "
Over 30,000 CF \$ 2.50 "

Billing Frequency: Semi-annual

Annual cost per 120 HCF (≈ 90,000 gallons):

Water \$ 304.00
Sewer \$ 518.00
Combined \$ 822.00
Percentage change from 1997 13.1%

Residential Sewer Rates:

Last adjusted: July 1, 1998
Fund: Enterprise

Base Charge per bill \$15.00
1 - 2,000 CF \$ 4.00/HCF
2,001 - 7,000 CF \$ 4.10 "
7,001 - 15,000 CF \$ 4.20 "
15,000 - 30,000 CF \$ 4.30 "
Over 30,000 CF \$ 4.40 "
Based on 100% of water usage.

Commercial Water Rates:

Same as residential

Elderly and/or Lower Income Discounts: Yes

Commercial Sewer Rates:

Same as residential

Only 58% of Ashland's census population is sewered.

Bedford (S/partial W)

Residential Water Rates:

Last adjusted: July 1, 1998
Fund: General

0 - 2,000 CF \$ 1.20/HCF
Over 2,001 CF \$ 3.50 "

Billing Frequency: Semi-annual

Annual cost per 120 HCF (≈ 90,000 gallons):

Water	\$ 328.00
Sewer	\$ 506.00
Combined	\$ 834.00
Percentage change from 1997	3.9%

Residential Sewer Rates:

Last adjusted: July 1, 1998
Fund: General

0 - 2,500 CF \$ 2.70/HCF
Over 2,501 CF \$ 5.30 "
Based on 100% of water usage.

Commercial Water Rates:

\$2.50/HCF

Commercial Sewer Rates:

\$5.30/HCF

Elderly and/or Lower Income Discounts: No

Only 81% of Bedford's census population is sewered.

Belmont (W/S)

Residential Water Rates:

Last adjusted: July 1, 1995
Fund: Special Revenue

Base charge per bill \$11.00
All units \$ 2.55/HCF

Billing Frequency: Quarterly

Annual cost per 120 HCF (≈ 90,000 gallons):

Water	\$ 350.00
Sewer	\$ 594.00
Combined	\$ 944.00
Percentage change from 1997	0.0%

Residential Sewer Rates:

Last adjusted: October 1, 1996
Fund: General

All units \$ 4.95/HCF
Based on 100% of water usage.

Commercial Water Rates:

Same as residential

Commercial Sewer Rates:

Same as residential

Elderly and/or Lower Income Discounts: Yes, water only. first 8 HCF=\$11.00, all units beyond 8 HCF=\$1.75.

Boston - Boston Water and Sewer Commission (W/S)

Residential Water Rates:

Last adjusted: January 1, 1993
Fund: Enterprise

First 19 CF/Daily	\$1.991/HCF
Next 20 CF	\$1.994 "
Next 50 CF	\$1.999 "
Next 70 CF	\$2.003 "
Next 190 CF	\$2.010 "
Next 250 CF	\$2.012 "
Next 700 CF	\$2.019 "
Next 1,700 CF	\$2.023 "
Next 3,000 CF	\$2.028 "
Over 5,999 CF	\$2.032 "

Residential Sewer Rates:

Last adjusted: January 1, 1993
Fund: Enterprise

First 19 CF/Daily	\$3.409/HCF
Next 20 CF	\$3.447 "
Next 50 CF	\$3.488 "
Next 70 CF	\$3.528 "
Next 190 CF	\$3.567 "
Next 250 CF	\$3.608 "
Next 700 CF	\$3.649 "
Next 1,700 CF	\$3.686 "
Next 3,000 CF	\$3.727 "
Over 5,999 CF	\$3.765 "

Based on 100% of water usage.

Billing Frequency: Monthly

Annual cost per 120 HCF (≈ 90,000 gallons):

Water	\$ 239.09
Sewer	\$ 411.01
Combined	\$ 650.10
Percentage change from 1997	0.0%

Commercial Water Rates:

Same as residential

Commercial Sewer Rates:

Same as residential

Elderly and/or Lower Income Discounts: 25% Elderly/Disabled Discount on water charges only.

Braintree (S)**Residential Water Rates:**

Last adjusted: October 1, 1996
Fund: Enterprise

Base charge per bill	\$ 10.00
0-5/HCF	\$ 1.40/HCF
6-35/HCF	\$ 1.80/HCF
Over 35 HCF	\$ 2.00/HCF

Billing Frequency: Quarterly

Annual cost per 120 HCF (\approx 90,000 gallons):

Water	\$ 248.00
Sewer	\$ 512.00
Combined	\$ 760.00
Percentage change from 1997	0.0%

Commercial Water Rates:

Same as residential

Elderly and/or Lower Income Discounts: No

Residential Sewer Rates:

Last adjusted: October 1, 1996
Fund: Enterprise

Base charge per bill	\$ 10.00
0-5/HCF	\$ 3.60/HCF
6-35/HCF	\$ 4.00/HCF
Over 35 HCF	\$ 4.90/HCF

Based on 100% of water usage.

Commercial Sewer Rates:

Same as residential

Brookline (W/S)**Residential Water Rates:**

Last adjusted: July 1, 1998
Fund: Enterprise

All units \$ 2.85/HCF

Billing Frequency: Quarterly

Annual cost per 120 HCF (\approx 90,000 gallons):

Water	\$ 342.00
Sewer	\$ 456.00
Combined	\$ 798.00
Percentage change from 1997	4.7%

Commercial Water Rates:

Same as residential

Elderly and/or Lower Income Discounts: No

Residential Sewer Rates:

Last adjusted: July 1, 1998
Fund: Enterprise

All units \$ 3.80/HCF
Based on 100% of water usage.

Commercial Sewer Rates:

Same as residential

Burlington (S)

Residential Water Rates:

Last adjusted: July 1, 1992
Fund: General

Base charge per bill includes:

First 20,000 gals.	\$18.80
20,001 - 30,000 gals.	\$ 1.21/000 gals.
30,001 - 50,000 gals.	\$ 1.37 "
50,001 - 70,000 gals.	\$ 1.68 "
Over 70,001 gals.	\$ 2.00 "

Residential Sewer Rates:

Last adjusted: July 1, 1992
Fund: Enterprise

Base charge per bill includes:

First 20,000 gals.	\$37.60
20,001 - 30,000 gals.	\$ 3.45/000 gals.
30,001 - 50,000 gals.	\$ 3.90 "
50,001 - 70,000 gals.	\$ 4.80 "
Over 70,001 gals.	\$ 5.70 "

Based on 100% of water usage.

Billing Frequency: Semi-annual residential. Commercial quarterly.

Annual cost per 120 HCF (≈ 90,000 gallons):

Water	\$ 102.90
Sewer	\$ 261.20
Combined	\$ 364.10
Percentage change from 1997	0.0%

Commercial Water Rates:

Base charge per bill includes:

First 10,000 gals.	\$ 9.40
10,001 - 15,000 gals.	\$ 1.26/000 gals.
15,001 - 35,000 gals.	\$ 1.37 "
Over 35,001 gals.	\$ 1.89 "

Commercial Sewer Rates:

Base charge per bill includes:

First 10,000 gals.	\$18.80
10,001 - 15,000 gals.	\$ 3.60/000 gals.
15,001 - 35,000 gals.	\$ 3.90 "
Over 35,001 gals.	\$ 5.40 "

Elderly and/or Lower Income Discounts: No

Cambridge (S/partial W)

Residential Water Rates:

Last adjusted: April 1, 1998
Fund: Enterprise

0 - 40 HCF	\$ 1.92/HCF
41 - 400 HCF	\$ 2.07 "
401 - 2,000 HCF	\$ 2.19 "
2,001 - 10,000 HCF	\$ 2.34 "
Over 10,000 HCF	\$ 2.51 "

Billing Frequency: Quarterly

Annual cost per 120 HCF (≈ 90,000 gallons):

Water	\$ 230.40
Sewer	\$ 415.20
Combined	\$ 645.60
Percentage change from 1997	3.7%

Commercial Water Rates:

Same as residential

Residential Sewer Rates:

Last adjusted: April 1, 1998
Fund: General

0 - 40 HCF	\$ 3.46/HCF
41 - 400 HCF	\$ 3.66 "
401 - 2,000 HCF	\$ 3.95 "
2,001 - 10,000 HCF	\$ 4.25 "
Over 10,000 HCF	\$ 4.51 "

Based on 100% of water usage.

Commercial Sewer Rates:

Same as residential

Elderly and/or Lower Income Discounts: Yes, residents over 65 who own/occupy their own home are eligible for a 10% discount on water/sewer bills, depending on certain conditions.

Canton (S/partial W)

Residential Water Rates:

Last adjusted: July 1, 1998
Fund: Enterprise

0 - 13 HCF	\$ 2.40/HCF
14 - 34 HCF	\$ 2.62 "
35 - 62 HCF	\$ 2.71 "
Over 63 HCF	\$ 3.05 "

Billing Frequency: Quarterly

Annual cost per 120 HCF (≈ 90,000 gallons):

Water	\$ 302.96
Sewer	\$ 419.36
Combined	\$ 722.32
Percentage change from 1997	12.1%

Commercial Water Rates:

Same as residential

Residential Sewer Rates:

Last adjusted: July 1, 1998
Fund: Enterprise

0 - 13 HCF	\$ 3.20/HCF
14 - 34 HCF	\$ 3.72 "
35 - 62 HCF	\$ 4.44 "
Over 63 HCF	\$ 4.87 "

Based on 100% of water usage.

Commercial Sewer Rates:

Same as residential

Elderly and/or Lower Income Discounts: No

Only 73% of the Canton census population is sewered.

Chelsea (W/S)

Residential Water Rates:

Last adjusted: July 1, 1998
Fund: Enterprise

All units \$ 2.30/HCF

Billing Frequency: Monthly

Annual cost per 120 HCF (≈ 90,000 gallons):

Water

Sewer

Combined

Percentage change from 1997

Residential Sewer Rates:

Last adjusted: July 1, 1998
Fund: Enterprise

All units \$ 3.73/HCF
Based on 100% of water usage.

\$ 276.00

\$ 447.60

\$ 723.60

0.0%

Commercial Water Rates:

Same as residential

Elderly and/or Lower Income Discounts: No

Commercial Sewer Rates:

Same as residential

Chicopee (W)

Residential Water Rates:

Last adjusted: April 1, 1998
Fund: Special Revenue

Base charge per bill includes:
Meter Rental Charge 5/8" Meter \$ 2.00
Min Charge 1,000 CF or less \$ 18.00
Over 1,000 CF \$ 1.80/HCF

Billing Frequency: Quarterly

Annual cost per 120 HCF (≈ 90,000 gallons):

Water

Sewer

Combined

Percentage change from 1997

Residential Sewer Rates:

Last adjusted: October 1, 1992
Fund: Special Revenue (Sewer Use Fee)

All units \$ 1.75/HCF
Based on 100% of water usage, with a summer discount of 30% during the months of June, July and August.

\$ 224.00

\$ 194.25

\$ 418.25

18.1%

Commercial/Industrial Water Rates:

Accounts with consumption in excess of 1.2 million CF/YR \$ 0.75/HCF

Elderly and/or Lower Income Discounts: No

Commercial/Industrial Sewer Rates:

Same as residential

- ◆ The 1997 Rate Survey should have included a meter charge for water.
- ◆ City of Chicopee offers a 20% discount for sewer bills paid within 30 days of the bill date.

Clinton (W/S)**Residential Water Rates:**

Last adjusted: July 1, 1990
Fund: General

All units \$ 0.73/HCF

Billing Frequency: Semi-annual

Annual cost per 120 HCF (≈ 90,000 gallons):

Water	\$ 87.60
Sewer	\$ 65.70
Combined	\$ 153.30
Percentage change from 1997	0.0%

Residential Sewer Rates:

Last adjusted: July 1, 1990
Fund: Enterprise

Sewer bill is 75% of water bill

Commercial Water Rates:

Same as residential

Elderly and/or Lower Income Discounts: No

Commercial Sewer Rates:

Same as residential

Dedham (S)**Residential Water Rates:**

Last adjusted: January 1, 1995
Fund: Enterprise

Base charge per bill includes:
First 500 CF \$ 28.20
Over 500 CF \$ 3.26/HCF

Billing Frequency: Quarterly

Annual cost per 120 HCF (≈ 90,000 gallons):

Water	\$ 438.80
Sewer	\$ 347.76
Combined	\$ 786.56
Percentage change from 1997	1.8%

Residential Sewer Rates:

Last adjusted: July 1, 1996
Fund: General

All units \$ 4.83/HCF
Based on 60% of water usage.

Commercial Water Rates:

Minimum charge 5/8" meter
with 900 CF allowance \$ 41.25

Minimum charge 3/4" meter
with 1,500 CF allowance \$ 66.75

Minimum charge 1" meter
with 2,400 CF allowance \$ 108.00

Minimum charge 1 1/2" meter
with 4,800 CF allowance \$ 215.97

Minimum charge 2" meter
with 7,500 CF allowance \$ 339.69

Commercial Sewer Rates:

All units \$ 4.64/HCF
Based on 60% of water usage.

(Dedham Continued)

Minimum charge 3" meter with 15,000 CF allowance	\$ 667.50
Minimum charge 4" meter with 24,000 CF allowance	\$ 1,079.49
Minimum charge 6" meter with 48,000 CF allowance	\$ 2,159.79
Minimum charge 8" meter with 96,000 CF allowance	\$ 4,081.59
All units in excess of allowance	\$ 3.26/HCF

Elderly and/or Lower Income Discounts: No

Everett (W/S)

Residential Water Rates:

Last adjusted: July 1, 1996
Fund: General

First 10,000 CF	\$ 1.48/HCF
Over 10,000 CF	\$ 1.85 "

Billing Frequency: Quarterly

Annual cost per 120 HCF (≈ 90,000 gallons):

Water	\$ 177.60
Sewer	\$ 355.20
Combined	\$ 532.80
Percentage change from 1997	0.0%

Commercial Water Rates:

Same as residential

Elderly and/or Lower Income Discounts: Yes, 15% on water.

Residential Sewer Rates:

Last adjusted: July 1, 1996
Fund: General

First 10,000 CF	\$ 2.96/HCF
Over 10,000 CF	\$ 3.79 "

Based on 100% of water usage.

Commercial Sewer Rates:

Same as residential

Framingham (W/S)**Residential Water Rates:**

Last adjusted: July 21, 1997
Fund: Enterprise

Base charge per bill	\$ 12.90
1 - 52 HCF	\$ 1.15/HCF
53 - 1,000 HCF	\$ 1.35 "
Over 1,000	\$ 1.67 "

Billing Frequency: Tri-annual

Annual cost per 120 HCF (≈ 90,000 gallons):

Water	\$ 176.70
Sewer	\$ 316.50
Combined	\$ 493.20
Percentage change from 1997	0.0%

Commercial Water Rates:

Same as residential

Residential Sewer Rates:

Last adjusted: July 21, 1997
Fund: Enterprise

Base charge per bill	\$ 5.50
1 - 52 HCF	\$ 2.50/HCF
53 - 1,000	\$ 3.90 "
Over 1,000	\$ 5.15 "

Based on 100% of water usage.

Commercial Sewer Rates:

Same as residential

Elderly and/or Lower Income Discounts: Yes, elderly discount for water only.

Hingham (S)**Residential Water Rates:**

Last adjusted: June 1, 1996
Fund: Private Company

Base charge per bill	\$ 76.35
0 - 36 HCF	\$ 2.040/HCF
37 - 839 HCF	\$ 1.073/HCF
Over 839 HCF	\$.900/HCF
Consumption charge for water treatment facility lease 1/HCF	\$.795/HCF
Consumption charge for water treatment O& M 1/HCF	\$.563/HCF

Billing Frequency: Water Quarterly, Sewer Semi-annual

Annual cost per 120 HCF (≈ 90,000 gallons):

Water	\$ 713.16
Sewer	\$ 636.00
Combined	\$ 1,349.16
Percentage change from 1997	4.2%

Commercial Water Rates:

Same as residential

Residential Sewer Rates:

Last adjusted: April 1, 1997
Fund: Special Revenue

All units	\$ 5.30/HCF
-----------	-------------

Based on 100% of water usage.

Commercial Sewer Rates:

Same as residential

Elderly and/or Lower Income Discounts: n/a

- ♦ Of Hingham's census population, only 31% has access to local sewers receiving MWRA wholesale sewer service.
- ♦ Hingham's water services are provided by the Massachusetts-American Water Company.

Holbrook (S)

Residential Water Rates:

Last adjusted: October 1, 1995
Fund: n/a

All units \$ 1.40/HCF

Billing Frequency: Semi-annual

Annual cost per 120 HCF (≈ 90,000 gallons):

Water	\$ 168.00
Sewer	\$ 384.00
Combined	\$ 552.00
Percentage change from 1997	0.0%

Residential Sewer Rates:

Last adjusted: October 1, 1996
Fund: General

All Units \$ 3.20/HCF

Commercial Water Rates:

All units \$ 1.45/HCF

Elderly and/or Lower Income Discounts: No

Commercial Sewer Rates:

All units \$ 3.30/HCF

Only 58.5% of the census population is sewered.

Leominster (partial W)

Residential Water Rates:

Last adjusted: July 1, 1997
Fund: Special Revenue

Base Charge per bill includes:

First 6 HCF	\$ 11.00
Over 6 HCF	\$ 1.30/HCF

Billing Frequency: Quarterly

Annual cost per 120 HCF (≈ 90,000 gallons):

Water	\$ 168.80
Sewer	\$ 150.40
Combined	\$ 319.20
Percentage change from 1997	0.0%

Residential Sewer Rates:

Last adjusted: July 1, 1997
Fund: Special Revenue

Base Charge per bill includes:

First 6 HCF	\$ 10.00
Over 6 HCF	\$ 1.15/HCF

Based on 100% of water usage.

Commercial Water Rates:

Same as residential

Elderly and/or Lower Income Discounts: n/a

Commercial Sewer Rates:

Same as residential

Lexington (W/S)**Residential Water Rates:**

Last adjusted: November 24, 1997
Fund: Enterprise

First 10 HCF	\$ 1.25/HCF
11 - 20 HCF	\$ 1.85 "
21 - 80 HCF	\$ 2.10 "
Over 81 HCF	\$ 3.50 "

Residential Sewer Rates:

Last adjusted: November 24, 1997
Fund: Enterprise

First 10 HCF	\$ 1.95/HCF
11 - 20 HCF	\$ 4.15 "
21 - 40 HCF	\$ 4.40 "
41 - 80 HCF	\$ 5.90 "
Over 81 HCF	\$ 8.45 "

Based on 100% of water usage.

Billing Frequency: Semi-annual

Annual cost per 120 HCF (\approx 90,000 gallons):

Water	\$ 230.00
Sewer	\$ 534.00
Combined	\$ 764.00
Percentage change from 1997	8.4%

Commercial Water Rates:

Same as residential

Commercial Sewer Rates:

Same as residential

Elderly and/or Lower Income Discounts: No

Lynn (partial W)**Residential Water Rates:**

Last adjusted: July 1, 1998
Fund: Enterprise

0 - 2,740 CF	\$ 2.19/HCF
2,741 - 7,305 CF	\$ 2.20 "
7,306 - 281,245 CF	\$ 2.21 "
Over 281,246 CF	\$ 2.22 "

Billing Frequency: Quarterly

Annual cost per 120 HCF (\approx 90,000 gallons):

Water	\$ 262.90
Sewer	\$ 403.30
Combined	\$ 666.21
Percentage change from 1997	8.8%

Residential Sewer Rates:

Last adjusted: July 1, 1998
Fund: Enterprise

0 - 2,740 CF	\$ 3.36/HCF
2,741 - 7,305 CF	\$ 3.37 "
7,306 - 281,245 CF	\$ 3.38 "
Over 281,246 CF	\$ 3.39 "

Based on 100% of water usage.

Commercial Water Rates:

Same as residential

Commercial Sewer Rates:

Same as residential

Elderly and Disabled Discounts: Yes, for owner occupied discounts on water service for widows and widowers, elderly and fully disabled. Single family 15%, two family 7.5% and three family 5%.

Lynnfield - Lynnfield Water District (W)

Residential Water Rates:

Last adjusted: October 1, 1997
Fund: n/a

Base charge per bill includes:
First 2,000 CF \$ 40.00
2,001 - 10,000 CF \$ 1.45/HCF
Over 10,000 CF \$ 1.65 "

Billing Frequency: Semi-annual

Annual cost per 120 HCF (≈ 90,000 gallons):

Water	\$ 196.00
Sewer	\$ not sewered
Combined	\$ 196.00
Percentage change from 1997	10.4%

Residential Sewer Rates:

Last adjusted: n/a
Fund: n/a

Community not sewered

Commercial Water Rates:

Base charge per quarterly bill includes:
First 1,000 CF \$ 20.00/HCF
1,001 - 5,000 CF \$ 1.45 "
Over 5,000 CF \$ 1.65 "

Elderly and/or Lower Income Discounts: n/a

Commercial Sewer Rates:

n/a

Malden (W/S)

Residential Water Rates:

Last adjusted: July 1, 1997
Fund: Enterprise

Base charge per bill includes:
First 1,000 CF \$ 15.00
1,001 - 5,000 CF \$ 1.33/HCF
5,001 - 75,000 CF \$ 2.05 "
Over 75,000 CF \$ 2.53 "

Billing Frequency: Semi-annual

Annual cost per 120 HCF (≈ 90,000 gallons):

Water	\$ 177.40
Sewer	\$ 383.60
Combined	\$ 561.00
Percentage change from 1997	0.0%

Residential Sewer Rates:

Last adjusted: July 1, 1997
Fund: Enterprise

Base charge per bill includes:
First 1,000 CF \$ 15.00
1,001 - 5,000 CF \$ 3.11/HCF
5,001 - 75,000 CF \$ 5.24 "
Over 75,000 CF \$ 5.78 "
Based on 100% of water usage.

Commercial Water Rates:

n/a

Commercial Sewer Rates:

n/a

Elderly and/or Lower Income Discounts: n/a

Marblehead (W)**Residential Water Rates:**

Last adjusted: July 1, 1998
Fund: Enterprise

Base charge per quarter \$ 6.50
First 3,000 CF \$ 1.70/HCF
Over 3,000 CF \$ 2.00 "

Billing Frequency: Quarterly

Annual cost per 120 HCF (\approx 90,000 gallons):

Water	\$ 230.00
Sewer	\$ 459.00
Combined	\$ 689.00
Percentage change from 1997	8.7%

Residential Sewer Rates:

Last adjusted: July 1, 1998
Fund: Enterprise

Base charge per quarter \$ 3.75
First 3,000 CF \$ 3.70/HCF
Over 3,000 CF \$ 4.00 "
Based on 100% of water usage.

Commercial Water Rates:

Same as residential

Commercial Sewer Rates:

Same as residential

Elderly and/or Lower Income Discounts: No

- ♦ Marblehead is a member of the South Essex Sewer District.
- ♦ Sewer deduct meters are utilized in Marblehead, reducing total sewerage bills on average by 20%.

Marlborough (partial W)**Residential Water Rates:**

Last adjusted: August 1, 1998
Fund: Enterprise

All units \$ 2.27/HCF

Billing Frequency: Quarterly for residencies. Monthly for large volume users.

Annual cost per 120 HCF (\approx 90,000 gallons):

Water	\$ 272.40
Sewer	\$ 265.20
Combined	\$ 537.60
Percentage change from 1997	8.0%

Residential Sewer Rates:

Last adjusted: August 1, 1998
Fund: Enterprise

All units \$ 2.21/HCF
Based on 100% of water usage.

Commercial Water Rates:

Same as residential

Commercial Sewer Rates:

Same as residential

Elderly and/or Lower Income Discounts: No

Medford (W/S)

Residential Water Rates:

Last adjusted: January 1, 1998
Fund: Enterprise

All units \$ 2.1216/HCF

Billing Frequency: Quarterly

Annual cost per 120 HCF (≈ 90,000 gallons):

Water	\$ 254.59
Sewer	\$ 577.56
Combined	\$ 832.15
Percentage change from 1997	28.1%

Residential Sewer Rates:

Last adjusted: January 1, 1998
Fund: Enterprise

All units \$ 4.812965/HCF
Based on 100% of water usage.

Commercial Water Rates:

Same as residential

Elderly and/or Lower Income Discounts: Yes

Commercial Sewer Rates:

Same as residential

Melrose (W/S)

Residential Water Rates:

Last adjusted: June 17, 1996
Fund: Enterprise

All units \$ 1.95/HCF

Billing Frequency: Quarterly

Annual cost per 120 HCF (≈ 90,000 gallons):

Water	\$ 234.00
Sewer	\$ 508.68
Combined	\$ 742.68
Percentage change from 1997	3.3%

Residential Sewer Rates:

Last adjusted: July 1, 1998
Fund: Enterprise

All units \$ 4.71/HCF
Based on 90% of water usage.

Commercial Water Rates:

All units \$ 2.42/HCF

Elderly and/or Lower Income Discounts: Yes, 20% discount on water and sewer.

Commercial Sewer Rates:

All units \$ 4.71/HCF

Milton (W/S)**Residential Water Rates:**

Last adjusted: July 1, 1998
Fund: Special Revenue

Base charge per bill includes:
From 0 - 6 HCF \$ 12.00
Over 6 HCF \$ 2.56/HCF

Billing Frequency: Quarterly

Annual cost per 120 HCF (\approx 90,000 gallons):

Water	\$ 293.76
Sewer	\$ 590.40
Combined	\$ 884.16
Percentage change from 1997	6.5%

Commercial Water Rates:

Same as residential

Elderly and/or Lower Income Discounts: No

Residential Sewer Rates:

Last adjusted: July 1, 1998
Fund: Special Revenue

Base charge per bill includes:
From 0 - 6 HCF \$ 12.00
Over 6 HCF \$ 5.65/HCF
Based on 100% of water usage.

Commercial Sewer Rates:

Same as residential

Nahant (W)**Residential Water Rates:**

Last adjusted: July, 1996
Fund: General

All units \$ 4.42/HCF

Billing Frequency: Tri-annual

Annual cost per 120 HCF (\approx 90,000 gallons):

Water	\$ 530.40
Sewer	\$ 646.80
Combined	\$ 1,177.20
Percentage change from 1997	0.0%

Commercial Water Rates:

Same as residential

Elderly and/or Lower Income Discounts: No

Residential Sewer Rates:

Last adjusted: July, 1996
Fund: General

All units \$ 5.39/HCF
Based on 100% of water usage.

Commercial Sewer Rates:

Same as residential

Nahant receives wholesale wastewater services from the Lynn Water and Sewer Commission.

Natick (S)

Residential Water Rates:

Last adjusted: June 16, 1997
Fund: General

From 0-7 HCF	\$ 6.30
7-20 HCF	\$ 1.80/HCF
20-100 HCF	\$ 1.98/HCF
Balance	\$ 2.18/HCF

Billing Frequency: Quarterly

Annual cost per 120 HCF (≈ 90,000 gallons):

Water	\$ 198.00
Sewer	\$ 562.80
Combined	\$ 760.80
Percentage change from 1997	5.9%

Residential Sewer Rates:

Last adjusted: September 14, 1998
Fund: General

From 0-7 HCF	\$ 17.94
7-20 HCF	\$ 5.12/HCF
20-100 HCF	\$ 5.62/HCF
Balance	\$ 6.20/HCF

Based on 100% water usage.

Commercial Water Rates:

n/a

Commercial Sewer Rates:

n/a

Elderly and/or Lower Income Discounts: Yes, 25% discount for eligible senior citizens.

- ◆ Natick moved from a flat HCF rate to an ascending block structure on June 16, 1997.
- ◆ Only 82% of Natick's census population is sewered.

Needham (S/partial W)

Residential Water Rates:

Last adjusted: October 1, 1998
Fund: Enterprise

1-12/HCF	\$ 1.19/HCF
13-30/HCF	\$ 1.57/ "
31-50/HCF	\$ 1.87/ "
Over 50/HCF	\$ 2.26/ "

Billing Frequency: Quarterly

Annual cost per 120 HCF (≈ 90,000 gallons):

Water	\$ 170.16
Sewer	\$ 575.40
Combined	\$ 745.56
Percentage change from 1997	1.3%

Residential Sewer Rates:

Last adjusted: September 25, 1998
Fund: Enterprise

1-15/HCF	\$ 4.42/HCF
16-30/HCF	\$ 5.17/ "
31-50/HCF	\$ 5.78/ "
Over 50/HCF	\$ 6.34/ "

Based on 100% of water usage.

Commercial Water Rates:

Same as residential

Commercial Sewer Rates:

Same as residential

Elderly and/or Lower Income Discounts: n/a

- ◆ Only 88% of Needham's census population is sewered.

Newton (W/S)**Residential Water Rates:**

Last adjusted: July 5, 1998
Fund: Special Revenue

First 20 HCF \$ 1.85/HCF
21 - 70 HCF \$ 2.22 "
Over 70 HCF \$ 2.66 "

Billing Frequency: Quarterly

Annual cost per 120 HCF (\approx 90,000 gallons):

Water	\$ 236.80
Sewer	\$ 499.20
Combined	\$ 736.00
Percentage change from 1997	6.9%

Residential Sewer Rates:

Last adjusted: July 5, 1998
Fund: Special Revenue

First 20 HCF \$ 3.90/HCF
21 - 70 HCF \$ 4.68 "
Over 70 HCF \$ 5.63 "

Based on 100% of water usage.

Commercial Water Rates:

Same as residential

Commercial Sewer Rates:

Same as residential

Elderly and/or Lower Income Discounts: Yes, a 30% discount for water supplied to dwellings owned and inhabited by any person who is certified by the Board of Assessors as qualifying under one or more of the tax exemption programs set out in Massachusetts General Laws.

Northborough (partial W)**Residential Water Rates:**

Last adjusted: May, 1993
Fund: Enterprise

All units \$ 1.60/HCF

Billing Frequency: Semi-annual

Annual cost per 120 HCF (\approx 90,000 gallons):

Water	\$ 192.00
Sewer	\$ 282.60
Combined	\$ 474.60
Percentage change from 1997	0.0%

Residential Sewer Rates:

Last adjusted: February, 1994
Fund: Enterprise

All units \$ 2.355/HCF
Based on 100% of water usage.

Commercial Water Rates:

Same as residential

Commercial Sewer Rates:

Same as residential

Elderly and/or Lower Income Discounts: Yes

Norwood (W/S)

Residential Water Rates:

Last adjusted: July 1, 1998
Fund: General

First 1,000 CF \$ 1.28/HCF
Over 1,000 CF \$ 1.69 "

Residential Sewer Rates:

Last adjusted: July 1, 1998
Fund: General

First 600 CF \$ 4.21/HCF
Over 600 CF \$ 7.98 "
Based on 60% of water usage.

Billing Frequency: Residential use billed bi-monthly, Commercial use billed monthly

Annual cost per 120 HCF (≈ 90,000 gallons):

Water	\$ 178.20
Sewer	\$ 438.84
Combined	\$ 617.04
Percentage change from 1997	6.3%

Commercial Water Rates:

First 500 CF \$ 1.28/HCF
Over 500 CF \$ 1.69 "
Billed on a monthly basis.

Commercial Sewer Rates:

First 300 CF \$ 4.21/HCF
Over 300 CF \$ 7.98 "
Based on 60% of water usage.
Billed on a monthly basis.

Elderly and/or Lower Income Discounts: No

Peabody (partial W)

Residential Water Rates:

Last adjusted: January 1, 1998
Fund: General

First 15 HCF \$ 1.81/HCF
Over 15 HCF \$ 1.98 "

Residential Sewer Rates:

Last adjusted: January 1, 1998
Fund: General

First 15 HCF \$ 2.41/HCF
Over 15 HCF \$ 2.65 "
Based on 100% of water usage.

Billing Frequency: Quarterly

Annual cost per 120 HCF (≈ 90,000 gallons):

Water	\$ 227.40
Sewer	\$ 303.60
Combined	\$ 531.00
Percentage change from 1997	8.3%

Commercial Water Rates:

First 15 HCF \$ 2.07/HCF
Over 15 HCF \$ 2.27 "

Commercial Sewer Rates:

First 15 HCF \$ 2.78/HCF
Over 15 HCF \$ 3.07 "

Elderly and/or Lower Income Discounts: No

Peabody receives wholesale wastewater service from the South Essex Sewerage District.

Quincy (W/S)**Residential Water Rates:**

Last adjusted: July 1, 1998
Fund: General

All units \$ 1.60/HCF

Billing Frequency: Quarterly

Annual cost per 120 HCF (≈ 90,000 gallons):

Water	\$ 192.00
Sewer	\$ 455.28
Combined	\$ 647.28
Percentage change from 1997	8.1%

Residential Sewer Rates:

Last adjusted: July 1, 1998
Fund: General

All units \$ 5.42/HCF
Based on 70% of water usage

Commercial Water Rates:

Same as residential

Commercial Sewer Rates:

Same as residential

Elderly and/or Lower Income Discounts: Yes, 25% discount for both water and sewer.

Randolph (S)**Residential Water Rates:**

Last adjusted: July 1, 1995
Fund: General

All units \$ 1.15/HCF

Billing Frequency: Semi-annual

Annual cost per 120 HCF (≈ 90,000 gallons):

Water	\$ 138.00
Sewer	\$ 365.40
Combined	\$ 503.40
Percentage change from 1997	0.0%

Residential Sewer Rates:

Last adjusted: July 1, 1995
Fund: General

Base charge includes:
First 500 CF \$15.00
Next 4,500 CF \$ 2.80/HCF
Over 5,000 CF \$ 4.17 "
Based on 100% of water usage.

Commercial Water Rates:

Same as residential

Commercial Sewer Rates:

Same as residential

Elderly and/or Lower Income Discounts: Elderly credit on water only, \$8.00 per year.

Reading (S)

Residential Water Rates:

Last adjusted: August 1, 1998
Fund: Enterprise

All units \$ 3.39/HCF

Billing Frequency: Quarterly

Annual cost per 120 HCF (≈ 90,000 gallons):

Water	\$ 406.80
Sewer	\$ 597.60
Combined	\$ 1,004.40
Percentage change from 1997	1.8%

Residential Sewer Rates:

Last adjusted: August 1, 1998
Fund: Enterprise

All units \$4.98/HCF
Based on 100% of water usage.

Commercial Water Rates:

Same as residential

Elderly and/or Lower Income Discounts: No

Commercial Sewer Rates:

Same as residential

Revere (W/S)

Residential Water Rates:

Last adjusted: July 1, 1996
Fund: General

All units \$ 1.56/HCF

Billing Frequency: Quarterly for residential. Monthly for Commercial.

Annual cost per 120 HCF (≈ 90,000 gallons):

Water	\$ 187.20
Sewer	\$ 402.00
Combined	\$ 589.20
Percentage change from 1997	-0.2%

Residential Sewer Rates:

Last adjusted: July 1, 1996
Fund: General

All units \$ 3.35/HCF
Based on 100% of water usage.

Commercial Water Rates:

Same as residential

Elderly and/or Lower Income Discounts: No

Commercial Sewer Rates:

Same as residential

Saugus (W)**Residential Water Rates:**

Last adjusted:	July 1, 1990
Fund:	Enterprise
First 30 HCF	\$ 1.00/HCF
31 - 100 HCF	\$ 1.35 "
101 - 200 HCF	\$ 1.40 "
201 - 500 HCF	\$ 1.50 "
501 - 1,000 HCF	\$ 1.60 "
Over 1,000 HCF	\$ 1.70 "

Residential Sewer Rates:

Last adjusted:	July 1, 1990
Fund:	Enterprise
First 30 HCF	\$ 1.20/HCF
31 - 100 HCF	\$ 1.40 "
101 - 200 HCF	\$ 1.60 "
201 - 500 HCF	\$ 1.80 "
500 - 1,000 HCF	\$ 2.00 "
Over 1,000 HCF	\$ 2.20 "

Based on 100% of water usage.

Billing Frequency: Semi-annual

Annual cost per 120 HCF (\approx 90,000 gallons):

Water	\$ 141.00
Sewer	\$ 156.00
Combined	\$ 297.00
Percentage change from 1997	0.0%

Commercial Water Rates:

Same as residential

Commercial Sewer Rates:

Same as residential

Elderly and/or Lower Income Discounts: No

Somerville (W/S)**Residential Water Rates:**

Last adjusted:	July 1, 1998
Fund:	General
First 50 HCF	\$ 1.95/HCF
51 - 100 HCF	\$ 2.05 "
Over 100 HCF	\$ 2.12 "

Residential Sewer Rates:

Last adjusted:	July 1, 1998
Fund:	General
First 50 HCF	\$ 3.09/HCF
51 - 100 HCF	\$ 3.24 "
Over 100 HCF	\$ 3.37 "

Based on 100% of water usage.

Billing Frequency: Quarterly

Annual cost per 120 HCF (\approx 90,000 gallons):

Water	\$ 234.00
Sewer	\$ 370.80
Combined	\$ 604.80
Percentage change from 1997	10.8%

Commercial Water Rates:

Same as residential

Commercial Sewer Rates:

Same as residential

Elderly and/or Lower Income Discounts: No

South Hadley (partial W)

Residential Water Rates:

Last adjusted: April 1, 1998
 Fund: Special Revenue

Base charge per family unit \$ 5.00
 0 - 250,000,000 CF \$ 2.58/HCF
 Over 250,000,000 CF \$ 2.70 "

Billing Frequency: Quarterly

Annual cost per 120 HCF (≈ 90,000 gallons):
 Water
 Sewer
 Combined
 Percentage change from 1997

Residential Sewer Rates:

Last adjusted: n/a
 Fund: n/a

Community not sewered.

\$ 329.60
 Not Sewered
 \$ 329.60
 18.6%

Commercial Water Rates:

Same as residential

Elderly and/or Lower Income Discounts: No

Commercial Sewer Rates:

Same as residential

Southborough (W)

Residential Water Rates:

Last adjusted: November 1, 1990
 Fund: Special Revenue

All units \$ 2.18/HCF

Billing Frequency: Quarterly

Annual cost per 120 HCF (≈ 90,000 gallons):
 Water
 Sewer
 Combined
 Percentage change from 1997

Residential Sewer Rates:

Last adjusted: n/a
 Fund: n/a

Community not sewered.

\$ 261.60
 Not Sewered
 \$ 261.60
 0.0%

Commercial Water Rates:

Same as residential

Elderly and/or Lower Income Discounts: Yes, elderly water rate is \$18.17 for the first 1,000 CF and \$2.18 for each additional 100 CF utilized in each billing period.

Commercial Sewer Rates:

Same as residential

Stoneham (W/S)**Residential Water Rates:**

Last adjusted: July 1, 1998
Fund: Special Revenue

All units \$ 1.90/HCF

Billing Frequency: Quarterly

Annual cost per 120 HCF (\approx 90,000 gallons):

Water	\$ 228.00
Sewer	\$ 588.00
Combined	\$ 816.00
Percentage change from 1997	0.0%

Residential Sewer Rates:

Last adjusted: July 1, 1998
Fund: Special Revenue

All units \$ 4.90/HCF
Based on 100% of water usage.

Commercial Water Rates:

Same as residential

Commercial Sewer Rates:

Same as residential

Elderly and/or Lower Income Discounts: \$50 combined as of May 1, 1998.

Stoughton (S)**Residential Water Rates:**

Last adjusted: July 1, 1998
Fund: Enterprise

First 1,000 CF	\$ 39.57
Next 1,000 CF	\$ 1.58/HCF
Next 3,200 CF	\$ 1.79 "
Next 6,600 CF	\$ 1.98 "
Next 6,600 CF	\$ 2.17 "
Next 6,600 CF	\$ 2.39 "
Next 25,000 CF	\$ 2.59 "
Next 50,000 CF	\$ 2.76 "
Over 100,000 CF	\$ 3.28 "

Billing Frequency: Semi-annual

Annual cost per 120 HCF (\approx 90,000 gallons):

Water	\$ 256.98
Sewer	\$ 801.60
Combined	\$ 1,058.58
Percentage change from 1997	9.7%

Residential Sewer Rates:

Last adjusted: July 1, 1998
Fund: Enterprise

Customers on town water pay \$6.68/HCF, based on 100% of water usage, with a minimum charge of \$104.18 per billing period.

Customers with private wells pay a flat charge of: \$267.33 per condominium, \$401.02 per private home.

Commercial Water Rates:

Same as residential

Commercial Sewer Rates:

Same as residential

Elderly and/or Lower Income Discounts: Yes, 15% discount on water only for residents 70 and above.

Only 58% of Stoughton's census population is sewered.

Swampscott (W)**Residential Water Rates:**

Last adjusted: July 10, 1997
Fund: General

All units \$ 2.57/HCF

Billing Frequency: Semi-annual

Annual cost per 120 HCF (\approx 90,000 gallons):

Water

Sewer

Combined

Percentage change from 1997

Residential Sewer Rates:

Last adjusted: July 10, 1997
Fund: General

All units \$ 2.56/HCF
Based on 100% of water usage.

\$ 308.40

\$ 307.20

\$ 615.60

0.0%

Commercial Water Rates:

Same as residential

Elderly and/or Lower Income Discounts: No

Commercial Sewer Rates:

Same as residential

Wakefield (S/partial W)**Residential Water Rates:**

Last adjusted: July 1, 1998
Fund: Enterprise

Base charge per bill \$ 18.00
All units \$ 1.90/HCF

Billing Frequency: Quarterly

Annual cost per 120 HCF (\approx 90,000 gallons):

Water

Sewer

Combined

Percentage change from 1997

Residential Sewer Rates:

Last adjusted: July 1, 1998
Fund: Enterprise

Base charge per bill \$ 20.00
All units \$ 4.65/HCF
Based on 100% of water usage.

\$ 300.00

\$ 638.00

\$ 938.00

2.9%

Commercial Water Rates:

Same as residential

Elderly and/or Lower Income Discounts: No

Commercial Sewer Rates:

Same as residential

Walpole (S)**Residential Water Rates:**

Last adjusted: July 1, 1998
Fund: Special Revenue

All units \$ 2.483/HCF

Residential Sewer Rates:

Last adjusted: July 1, 1998
Fund: Special Revenue

Base charge per bill includes:
All units \$4.517/HCF
Based on 80% of water usage.

Billing Frequency: Quarterly for residential. Monthly for commercial/industrial.

Annual cost per 120 HCF (\approx 90,000 gallons):

Water	\$ 297.96
Sewer	\$ 433.63
Combined	\$ 731.59
Percentage change from 1997	-1.8%

Commercial Water Rates:

Same as residential

Commercial Sewer Rates:

Same as residential

Elderly and/or Lower Income Discounts: No

Only 59% of Walpole's census population is sewered.

Waltham (W/S)**Residential Water Rates:**

Last adjusted: January 1, 1998
Fund: Enterprise

First 700 CF per month	\$ 1.36/HCF
701 - 1,500 CF per month	\$ 1.50 "
1,501 - 4,000 CF per month	\$ 1.89 "
Over 4,000	\$ 2.18 "

Billing Frequency: Quarterly

Annual cost per 120 HCF (\approx 90,000 gallons):

Water	\$ 168.24
Sewer	\$ 370.20
Combined	\$ 538.44
Percentage change from 1997	5.0%

Commercial Water Rates:

Same as residential

Residential Sewer Rates:

Last adjusted: January 1, 1998
Fund: Enterprise

First 700 CF per month	\$ 2.98/HCF
701 - 1,500 CF per month	\$ 3.33 "
1,501 - 4,000 CF per month	\$ 3.65 "
Over 4,000	\$ 3.88 "

Commercial Sewer Rates:

Same as residential

Elderly and/or Lower Income Discounts: No

Watertown (W/S)

Residential Water Rates:

Last adjusted: July 1, 1998
Fund: General

Base charge per bill 5/8" meter	\$ 20.00
2,501 - 7,500 CF	\$ 2.22/HCF
7,501- 100,000	\$ 2.95 "
Over 100,000	\$ 4.14 "

Billing Frequency: Semi-annual

Annual cost per 120 HCF (≈ 90,000 gallons):

Water	\$ 195.40
Sewer	\$ 498.00
Combined	\$ 693.40
Percentage change from 1997	-13.2%

Commercial Water Rates:

Same as residential

Elderly and/or Lower Income Discounts: No

Residential Sewer Rates:

Last adjusted: July 1, 1998
Fund: General

2,501 - 7,500 CF	\$ 4.15/HCF
7,501- 100,000	\$ 4.49 "
Over 100,000	\$ 5.73 "

Commercial Sewer Rates:

Same as residential

Wellesley (S/partial W)

Residential Water Rates:

Last adjusted: June 1, 1998
Fund: Enterprise

Base charge per bill	\$ 3.45
First 2,500 CF	\$ 1.91/HCF
Over 2,500:	
winter	\$ 1.91 "
summer (two billing periods)	\$ 3.20 "
outdoor meter (summer)	\$ 3.20 "

Billing Frequency: Bi-monthly

Annual cost per 120 HCF (≈ 90,000 gallons):

Water	\$ 249.90
Sewer	\$ 486.00
Combined	\$ 735.90
Percentage change from 1997	8.9%

Commercial Water Rates:

"Readiness-to-serve" charge on water meters in excess of 5/8". Consumption charges same as residential.

Elderly and/or Lower Income Discounts: No

Residential Sewer Rates:

Last adjusted: June 1, 1998
Fund: Enterprise

Base charge per bill	\$ 3.00
All units	\$ 3.90/HCF
Based on 100% of water usage.	

Commercial Sewer Rates:

Same as residential

Weston (W)**Residential Water Rates:**

Last adjusted: July 1, 1997
Fund: General

Base charge per bill 5/8" meter \$ 21.00
Summer (May 1 - Oct 30)
First 5,000 CF \$ 1.14/HCF
Over 5,000 CF \$ 2.22 "
Winter (Nov 1 - Apr 30)
First 5,000 CF \$.95/HCF
Over 5,000 CF \$ 1.82 "

Billing Frequency: Semi-annual

Annual cost per 120 HCF (\approx 90,000 gallons):

Water	\$ 144.90
Sewer	Not Sewered
Combined	\$ 144.90
Percentage change from 1997	0.0%

Commercial Water Rates:

Same as residential

Residential Sewer Rates:

Last adjusted: n/a
Fund: n/a

Community not sewerred.

Commercial Sewer Rates:

n/a

Elderly and/or Lower Income Discounts: No

The 1998 rates listed for Weston were implemented retroactively as of July 1, 1997. The 1997 figure has been adjusted to reflect this change.

Westwood (S)**Residential Water Rates:**

Effective: January 1, 1995
Fund: Enterprise

Base charge includes:
First 500 CF \$ 28.20
Over 500 CF \$ 3.26/HCF

Billing Frequency: Quarterly

Annual cost per 120 HCF (\approx 90,000 gallons):

Water	\$ 438.80
Sewer	\$ 541.00
Combined	\$ 979.80
Percentage change from 1997	1.3%

Commercial Water Rates:

Same as residential

Residential Sewer Rates:

Last adjusted: September 1, 1998
Fund: Enterprise

Base charge (5/8" meter) \$15.00
First 25 HCF \$ 3.70/HCF
25 - 70 HCF \$ 5.55 "
Over 70 HCF \$ 9.85 "
Based on 100% of water usage.

Commercial Sewer Rates:

Same as residential

Elderly and/or Lower Income Discounts: No

Weymouth (S)

Residential Water Rates:

Last adjusted: October 1, 1997
 Fund: Enterprise

Base charge per bill \$ 7.28
 First 108 HCF (Annually) \$ 1.78/HCF
 Over 108 HCF \$ 2.87 "

Billing Frequency: Quarterly

Annual cost per 120 HCF (≈ 90,000 gallons):

Water	\$ 255.80
Sewer	\$ 568.96
Combined	\$ 824.76
Percentage change from 1997	18.9%

Commercial Water Rates:

Base charges per bill:

1" meter	\$ 9.15
1 ½" meter	\$ 11.02
2" meter	\$ 16.05
3" meter	\$ 53.95
4" meter	\$ 67.95
6" meter	\$100.61
8" meter	\$137.94
10" meter	\$179.94

Consumption rates same as residential.

Residential Sewer Rates:

Last adjusted: October 1, 1997
 Fund: Enterprise

Base charge per bill \$ 3.16
 First 108 HCF (Annually) \$ 4.36/HCF
 Over 108 HCF \$ 7.12 "

Based on 100% of water usage.

Commercial Sewer Rates:

Base charges per bill:

1" meter	\$ 3.87
1 ½" meter	\$ 4.57
2" meter	\$ 6.51
3" meter	\$ 20.80
4" meter	\$ 26.09
6" meter	\$ 38.44
8" meter	\$ 52.55
10" meter	\$ 68.42

Consumption rates same as residential.

Elderly and/or Lower Income Discounts: Yes, \$20 annually, for water only.

Wilbraham (W)**Residential Water Rates:**

Last revised: April 1, 1998
Fund: Enterprise

First 100 HCF \$ 1.85/HCF
101 - 200 HCF \$ 2.05 "
Over 200 HCF \$ 2.25 "

Billing Frequency: Semi-annual

Annual cost per 120 HCF (≈ 90,000 gallons):

Water	\$ 222.00
Sewer	\$ 286.80
Combined	\$ 508.80
Percentage change from 1997	13.4%

Residential Sewer Rates:

Last adjusted: April 1, 1996
Fund: Enterprise

All units \$ 2.39/HCF
Sewer charges for residences is capped at 120 HCF.

Commercial Water Rates:

All units \$ 1.85/HCF

Commercial Sewer Rates:

All units \$ 3.11/HCF

Elderly and/or Lower Income Discounts: No

Wilbraham receives wholesale water from the MWRA and wastewater services from the City of Springfield.

Wilmington (S)**Residential Water Rates:**

Last revised: October 21, 1997
Fund: Special Revenue

All units \$ 2.29/HCF

Billing Frequency: Quarterly

Annual cost per 120 HCF (≈ 90,000 gallons):

Water	\$ 274.80
Sewer	\$ 295.20
Combined	\$ 570.00
Percentage change from 1997	-7.9%

Residential Sewer Rates:

Last adjusted: October 21, 1997
Fund: General

All units \$ 2.46/HCF
Based on 100% of water usage.

Commercial Water Rates:

Same as residential

Commercial Sewer Rates:

Same as residential

Elderly and/or Lower Income Discounts: No

Only 13% of Wilmington's census population is sewered.

Winchester (S/partial W)

Residential Water Rates:

Last adjusted: July 1, 1994
Fund: Enterprise

First 1,500 CF \$ 0.53/HCF
1,600 - 4,500 CF \$ 1.97 "
Over 4,500 CF \$ 3.22 "

Billing Frequency: Quarterly

Annual cost per 120 HCF (≈ 90,000 gallons):

Water	\$ 150.00
Sewer	\$ 231.60
Combined	\$ 381.60
Percentage change from 1997	0.0%

Residential Sewer Rates:

Last adjusted: July 1, 1994
Fund: Enterprise

First 1,500 CF \$ 0.81/HCF
1,500 - 4,500 CF \$ 3.05 "
Over 4,500 CF \$ 4.98 "

Based on 100% of water usage.

Commercial Water Rates:

First 7,500 CF \$ 2.33/HCF
Over 7,500 CF \$ 2.80 "

Commercial Sewer Rates:

First 7,500 CF \$ 3.23/HCF
Over 7,500 CF \$ 3.87 "

Elderly and/or Lower Income Discounts: Yes

Winchester utilizes the debt service exclusion as provided for under General Law 59 Section 21C(n).

Winthrop (W/S)

Residential Water Rates:

Last adjusted: July 1, 1998
Fund: Enterprise

All units \$ 2.55/HCF

Billing Frequency: Quarterly

Annual cost per 120 HCF (≈ 90,000 gallons):

Water	\$ 306.00
Sewer	\$ 556.80
Combined	\$ 862.80
Percentage change from 1997	7.2%

Residential Sewer Rates:

Last adjusted: July 1, 1998
Fund: Enterprise

All units \$ 4.64/HCF

Based on 100% of water usage.

Commercial Water Rates:

Same as residential

Commercial Sewer Rates:

Same as residential

Elderly and/or Lower Income Discounts: No

Woburn (S/partial W)**Residential Water Rates:**

Last adjusted: July, 1996
Fund: Enterprise

Flat rate of \$136.00 per year

Billing Frequency: Semi-annual

Annual cost per 120 HCF (\approx 90,000 gallons):

Water	\$ 136.00
Sewer	\$ 234.00
Combined	\$ 370.00
Percentage change from 1997	0.0%

Residential Sewer Rates:

Last adjusted: July, 1996
Fund: Enterprise

Flat rate of \$234.00 per year

Commercial Water Rates:

All units \$2.77/HCF

Commercial Sewer Rates:

304% of water charges

Elderly and/or Lower Income Discounts: Yes, 20% on water, and 66% for sewer.

Woburn moved from a general to an enterprise fund in 1997.

Worcester (partial W)**Residential Water Rates:**

Last adjusted: July 1, 1996
Fund: Enterprise

All units \$ 1.89/HCF

Billing Frequency: Quarterly

Annual cost per 120 HCF (\approx 90,000 gallons):

Water	\$ 226.80
Sewer	\$ 158.40
Combined	\$ 385.20
Percentage change from 1997	0.0%

Residential Sewer Rates:

Last adjusted: July 1, 1996
Fund: Enterprise

All units \$ 1.65/HCF
Based on 80% of water usage.
(For meters 1" and larger, sewer usage is based on 100% of water usage.)

Commercial Water Rates:

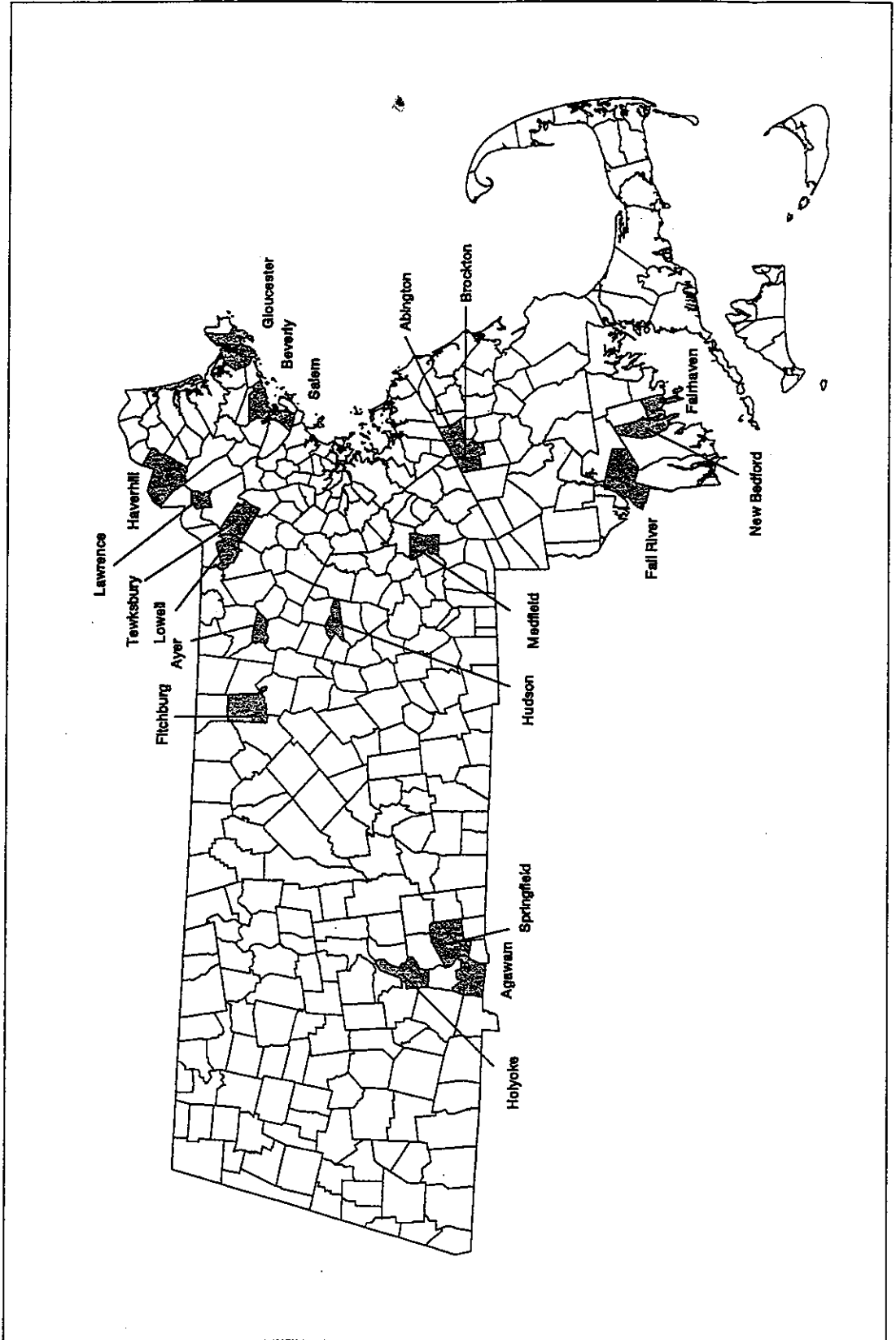
Same as residential

Commercial Sewer Rates:

See note above

Elderly and/or Lower Income Discounts: Yes, \$2.50 per each 3-month bill shall be exempted for eligible residents age 65 and over.


**SELECTED NON-MWRA MASSACHUSETTS
COMMUNITIES 1998 WATER AND SEWER CHARGES**



COMPARATIVE ANNUAL RESIDENTIAL WATER AND SEWER CHARGES FOR SELECTED NON-MWRA COMMUNITIES IN MASSACHUSETTS 1998				
	Water	Sewer	Combined	Percentage Change
Abington	\$300.00	\$298.00	\$598.00	3.1%
Agawam	151.40	180.36	331.76	0.0%
Ayer	108.00	240.00	348.00	0.0%
Beverly	199.20	490.80	690.00	0.0%
Brockton	227.00	215.00	442.00	0.0%
Fairhaven	201.60	400.80	602.40	6.1%
Fall River	69.60	177.60	247.20	15.7%
Fitchburg	236.00	98.60	334.60	0.0%
Gloucester	244.80	405.90	650.70	0.0%
Haverhill	177.60	205.20	382.80	0.0%
Holyoke	252.00	175.50	427.50	4.4%
Hudson	241.20	159.60	400.80	-0.9%
Lawrence	162.00	168.00	330.00	0.0%
Lowell	142.80	180.12	322.92	0.0%
Medfield	148.80	249.75	398.55	0.0%
New Bedford	133.42	454.36	587.78	0.0%
Salem	193.20	403.20	596.40	13.2%
Springfield	118.80	155.60	274.40	0.0%
Tewksbury	337.50	252.00	589.50	0.0%

Water and sewer charges based on an annual water consumption of 12,000 cubic feet (approximately 90,000 gallons).

COMPARATIVE CHART OF RESIDENTIAL COMBINED WATER AND SEWER CHARGES - 1998



SOURCE: 1998 MWRA Advisory Board Water & Sewer Rate Survey.
Charges Based on annual water consumption of 12,000 CF.

Abington

Residential Water Rates:

Last adjusted: July 1, 1990
Fund: Enterprise

Base charge per bill \$10.00
Meter rental \$ 2.00/year
All units \$ 2.15/HCF

Billing Frequency: Quarterly

Annual cost per 120 HCF (≈ 90,000 gallons):

Water	\$ 300.00
Sewer	\$ 298.00
Combined	\$ 598.00
Percentage change from 1997	3.1%

Commercial Water Rates:

n/a

Elderly and/or Lower Income Discounts: n/a

Residential Sewer Rates:

Last adjusted: October 1, 1998
Fund: n/a

Base charge per bill \$10.00
All units \$ 2.15/HCF
Based on 100% of water usage.

Commercial Sewer Rates:

n/a

The 1997 Rate Survey should have included a residential sewer base charge of ten dollars per quarter.

Agawam

Residential Water Rates:

Last adjusted: January 1, 1991
Fund: Enterprise

Annual service charge \$ 29.00
All units \$ 1.02/HCF

Billing Frequency: Semi-annual

Annual cost per 120 HCF (≈ 90,000 gallons):

Water	\$ 151.40
Sewer	\$ 180.36
Combined	\$ 331.76
Percentage change from 1997	0.0%

Commercial Water Rates:

Same as residential

Elderly and/or Lower Income Discounts: Yes

Residential Sewer Rates:

Last adjusted: May 1, 1990
Fund: Special Revenue

Base charge per bill includes:
First 1,000 CF \$16.70
Over 1,000 CF \$ 1.67/HCF
Based on 90% of water usage.

Commercial Sewer Rates:

Same as residential, except sewer usage is based on 100% of water usage.

Ayer

Residential Water Rates:

Last adjusted: November, 1995
Fund: General

First 100/HCF \$ 0.90/HCF
Over 100/HCF \$ 1.60/HCF

Billing Frequency: Semi-annual

Annual cost per 120 HCF (≈ 90,000 gallons):

Water	\$ 108.00
Sewer	\$ 240.00
Combined	\$ 348.00
Percentage change from 1997	0.0%

Commercial Water Rates:

Same as residential

Elderly and/or Lower Income Discounts: n/a

Residential Sewer Rates:

Last adjusted: January 2, 1993
Fund: General

All units \$ 2.00/HCF

Based on 100% of water usage.

Commercial Sewer Rates:

Same as residential

Beverly

Residential Water Rates:

Last adjusted: July 1, 1997
Fund: General

All units \$ 1.66/HCF

Billing Frequency: Quarterly

Annual cost per 120 HCF (≈ 90,000 gallons):

Water	\$ 199.20
Sewer	\$ 490.80
Combined	\$ 690.00
Percentage change from 1997	0.0%

Commercial Water Rates:

Same as residential

Elderly and/or Lower Income Discounts: No

Residential Sewer Rates:

Last adjusted: July 1, 1997
Fund: General

All units \$ 4.09/HCF

Based on 100% of water usage.

Commercial Sewer Rates:

Same as residential

Brockton

Residential Water Rates:

Last adjusted: January 1, 1994
Fund: Enterprise

First 5,000 CF	\$ 1.80/HCF
5,000 - 10,000 CF	\$ 2.35 "
10,000 - 20,000 CF	\$ 2.45 "
20,000 - 50,000 CF	\$ 2.55 "
Over 50,000 CF	\$ 2.60 "

Residential Sewer Rates:

Last adjusted: July 1, 1996
Fund: Enterprise

First 5,000 CF	\$ 1.72/HCF
5,000 - 10,000 CF	\$ 2.15 "
10,000 - 20,000 CF	\$ 2.52 "
20,000 - 50,000 CF	\$ 2.89 "
50,000 - 1,750,000 CF	\$ 3.15 "
Over 1,750,000 CF	\$ 3.65 "

Based on 100% of water usage.

Billing Frequency: Semi-annual readings, quarterly payments

Annual cost per 120 HCF (≈ 90,000 gallons):

Water	\$ 227.00
Sewer	\$ 215.00
Combined	\$ 442.00
Percentage change from 1997	0.0%

Commercial Water Rates:

Same as residential

Elderly and/or Lower Income Discounts: No

Commercial Sewer Rates:

Same as residential

Fairhaven

Residential Water Rates:

Last adjusted: July 1, 1990
Fund: Enterprise

All units	\$ 1.68/HCF
-----------	-------------

Residential Sewer Rates:

Last adjusted: May 1, 1998
Fund: Enterprise

All units	\$ 3.34/HCF
-----------	-------------

Based on 100% of water usage.

Billing Frequency: Semi-annual residential, Quarterly commercial

Annual cost per 120 HCF (≈ 90,000 gallons):

Water	\$ 201.60
Sewer	\$ 400.80
Combined	\$ 602.40
Percentage change from 1997	6.1%

Commercial Water Rates:

Same as residential

Elderly and/or Lower Income Discounts: No

Commercial Sewer Rates:

Same as residential

Fall River

Residential Water Rates:

Last adjusted: October 21, 1996
Fund: General

All units \$ 0.58/HCF

Billing Frequency: Quarterly

Annual cost per 120 HCF (≈ 90,000 gallons):

Water	\$ 69.60
Sewer	\$ 177.60
Combined	\$ 247.20
Percentage change from 1997	15.7%

Commercial Water Rates:

All units \$ 0.58/HCF

Elderly and/or Lower Income Discounts: n/a

Residential Sewer Rates:

Last adjusted: August 18, 1998
Fund: Enterprise

All units \$ 1.48/HCF
Based on 100% of water usage.

Commercial Sewer Rates:

First 1,250 HCF \$1.48/HCF
Balance \$0.68/HCF
Based on 100% of water usage.

Fitchburg

Residential Water Rates:

Last adjusted: January 1, 1996
Fund: Enterprise

Base charge per bill includes:
First 500 CF \$10.00
Over 500 CF \$ 1.96/HCF

Billing Frequency: Quarterly

Annual cost per 120 HCF (≈ 90,000 gallons):

Water	\$ 236.00
Sewer	\$ 98.60
Combined	\$ 334.60
Percentage change from 1997	0.0%

Commercial Water Rates:

Same as residential

Elderly and/or Lower Income Discounts: No

Residential Sewer Rates:

Last adjusted: 1985
Fund: General

Base charge per bill includes:
First 1,300 CF \$ 10.20
Over 1,300 CF \$ 0.85
Based on 100% of water usage.

Commercial Sewer Rates:

Same as residential

Gloucester

Residential Water Rates:

Last adjusted: July 1, 1994
 Fund: Special Revenue

All units \$ 2.72/000 gals.

Billing Frequency: Quarterly

Annual cost per 120 HCF (≈ 90,000 gallons):

Water	\$ 244.80
Sewer	\$ 405.90
Combined	\$ 650.70
Percentage change from 1997	0.0%

Commercial Water Rates:

Same as residential

Elderly and/or Lower Income Discounts: n/a

Residential Sewer Rates:

Last adjusted: July 1, 1994
 Fund: Special Revenue

All units \$ 4.51/000 gals.
 Based on 100% of water usage.

Commercial Sewer Rates:

Same as residential

Haverhill

Residential Water Rates:

Last adjusted: October 4, 1994
 Fund: Enterprise

All units \$ 1.48/HCF

Billing Frequency: Semi-annual

Annual cost per 120 HCF (≈ 90,000 gallons):

Water	\$ 177.60
Sewer	\$ 205.20
Combined	\$ 382.80
Percentage change from 1997	0.0%

Commercial Water Rates:

Same as residential

Elderly and/or Lower Income Discounts: No

Residential Sewer Rates:

Last adjusted: October 4, 1994
 Fund: Enterprise

All units \$ 1.71/HCF
 Based on 100% of water usage.

Commercial Sewer Rates:

Same as residential

Holyoke

Residential Water Rates:

Last adjusted: January 15, 1998
 Fund: Enterprise

First 15,000 gallons \$ 42.00
 Over 15,000 gallons \$ 2.80/000 gals.

Billing Frequency: Quarterly

Annual cost per 120 HCF (≈ 90,000 gallons):

Water	\$ 252.00
Sewer	\$ 175.50
Combined	\$ 427.50
Percentage change from 1997	4.4%

Commercial Water Rates:

Same as residential

Elderly and/or Lower Income Discounts: n/a

Residential Sewer Rates:

Last adjusted: July, 1990
 Fund: Enterprise

All units \$ 1.95/000 gals.
 Based on 100% water usage.

Commercial Sewer Rates:

Five entities are provided with a commercial rate.

Hudson

Residential Water Rates:

Last adjusted: June, 1998
 Fund: General

All units \$ 2.01/HCF

Billing Frequency: Quarterly

Annual cost per 120 HCF (≈ 90,000 gallons):

Water	\$ 241.20
Sewer	\$ 159.60
Combined	\$ 400.80
Percentage change from 1997	-0.9%

Commercial Water Rates:

Same as residential

Elderly and/or Lower Income Discounts: No

Residential Sewer Rates:

Last adjusted: June, 1998
 Fund: General

All units \$ 1.33/HCF
 Based on 100% of water usage.

Commercial Sewer Rates:

Same as residential

Lawrence

Residential Water Rates:

Last adjusted: 1988
Fund: General

All units \$ 1.35/HCF

Billing Frequency: Quarterly

Annual cost per 120 HCF (≈ 90,000 gallons):

Water	\$ 162.00
Sewer	\$ 168.00
Combined	\$ 330.00
Percentage change from 1997	0.0%

Commercial Water Rates:

Same as residential

Elderly and/or Lower Income Discounts: n/a

Residential Sewer Rates:

Last adjusted: 1993
Fund: General

1 - 57,500 CF	\$ 1.40/HCF
Over 57,500 CF	\$ 2.64 "

Based on 100% of water usage.

Commercial Sewer Rates:

Same as residential

Lowell

Residential Water Rates:

Last adjusted: July 1, 1996
Fund: General

First 50 HCF	\$ 1.190/HCF
51-100 HCF	\$ 1.284 "
101-200 HCF	\$ 1.301 "
201-500 HCF	\$ 1.336 "
Over 500 HCF	\$ 1.350 "

Billing Frequency: Quarterly

Annual cost per 120 HCF (≈ 90,000 gallons):

Water	\$ 142.80
Sewer	\$ 180.12
Combined	\$ 322.92
Percentage change from 1997	0.0%

Commercial Water Rates:

Same as residential

Elderly and/or Lower Income Discounts: Yes for water only.

Residential Sewer Rates:

Last adjusted: July 1, 1996
Fund: Enterprise

First 50 HCF	\$ 1.501/HCF
51-100 HCF	\$ 1.623 "
101-200 HCF	\$ 1.655 "
201-500 HCF	\$ 1.690 "
Over 500 HCF	\$ 1.723 "

Based on 100% of water usage.

Commercial Sewer Rates:

Same as residential

Medfield

Residential Water Rates:

Last adjusted: October 1, 1993
 Fund: Enterprise

0 - 35,000 gals. \$ 1.44/000 gals.
 35,000 - 70,000 gals. \$ 2.40 "
 Over 70,000 gals. \$ 3.30 "

Billing Frequency: Semi-annual

Annual cost per 120 HCF (≈ 90,000 gallons):

Water	\$ 148.80
Sewer	\$ 249.75
Combined	\$ 398.55
Percentage change from 1997	0.0%

Commercial Water Rates:

Same as residential

Elderly and/or Lower Income Discounts: n/a

Residential Sewer Rates:

Last adjusted: April 1, 1991
 Fund: Enterprise

All units \$ 3.70/000 gals.
 Based on 75% of water usage.

Commercial Sewer Rates:

Same as residential - based on 100% of water usage.

New Bedford

Residential Water Rates:

Last adjusted: July 1, 1990
 Fund: General

Base charge per year \$ 26.17
 Meter rental fee per year \$ 5.25
 All units \$ 0.85/HCF

Billing Frequency: Quarterly

Annual cost per 120 HCF (≈ 90,000 gallons):

Water	\$ 133.42
Sewer	\$ 454.36
Combined	\$ 587.78
Percentage change from 1997	0.0%

Commercial Water Rates:

Same as residential

Elderly and/or Lower Income Discounts: n/a

Residential Sewer Rates:

Last adjusted: July 1, 1996
 Fund: Special Revenue

Base charge per year \$ 70.00
 All units \$ 3.203/HCF
 Based on 100% of water usage.

Commercial Sewer Rates:

Same as residential

Salem

Residential Water Rates:

Last adjusted: July, 1998
Fund: Enterprise

Minimum bill - 5/8" meter \$ 16.10
All units \$ 1.61/HCF

Billing Frequency: Quarterly

Annual cost per 120 HCF (≈ 90,000 gallons):

Water	\$ 193.20
Sewer	\$ 403.20
Combined	\$ 596.40
Percentage change from 1997	13.2%

Commercial Water Rates:

\$2.19/HCF

Elderly and/or Lower Income Discounts: n/a

Residential Sewer Rates:

Last adjusted: July, 1998
Fund: Enterprise

All units \$ 3.36/HCF
Based on 100% of water usage.

Commercial Sewer Rates:

\$5.09 up to 25,000 CF per month
\$6.25 over 25,001 CF per month

Information provided by the City of Salem for the 1997 Water & Sewer Survey indicated that the water charge remained unchanged from November, 1994. The response to this year's Survey states that the water rate was adjusted in October, 1995. Thus, the 1997 water charge has been revised in the Appendix to reflect this new information.

Springfield

Residential Water Rates:

Last adjusted: January 1, 1991
Fund: Enterprise

Minimum bill - 5/8" meter \$15.00
All units \$ 0.99/HCF

Billing Frequency: Quarterly

Annual cost per 120 HCF (≈ 90,000 gallons):

Water	\$ 118.80
Sewer	\$ 155.60
Combined	\$ 274.40
Percentage change from 1997	0.0%

Commercial Water Rates:

n/a

Elderly and/or Lower Income Discounts: Yes, elderly discount for water only.

Residential Sewer Rates:

Last adjusted: January 1, 1996
Fund: Special Revenue

Base charge \$ 2.00
All units \$ 1.23/HCF
Based on 100% water usage.

Commercial Sewer Rates:

n/a

Tewksbury

Residential Water Rates:

Last adjusted: July 1, 1992
Fund: General

First 150,000 gals/year \$ 3.75/000 gals.
Over 150,000 gals/year \$ 4.50 "

Residential Sewer Rates:

Last adjusted: July 1, 1992
Fund: General

All units \$ 2.80/000 gals.
Based on 100% water usage.

Billing Frequency: Residential and small Commercial semi-annual, large Commercial quarterly

Annual cost per 120 HCF (\approx 90,000 gallons):

Water	\$ 337.50
Sewer	\$ 252.00
Combined	\$ 589.50
Percentage change from 1997	0.0%

Commercial Water Rates:

Same as residential

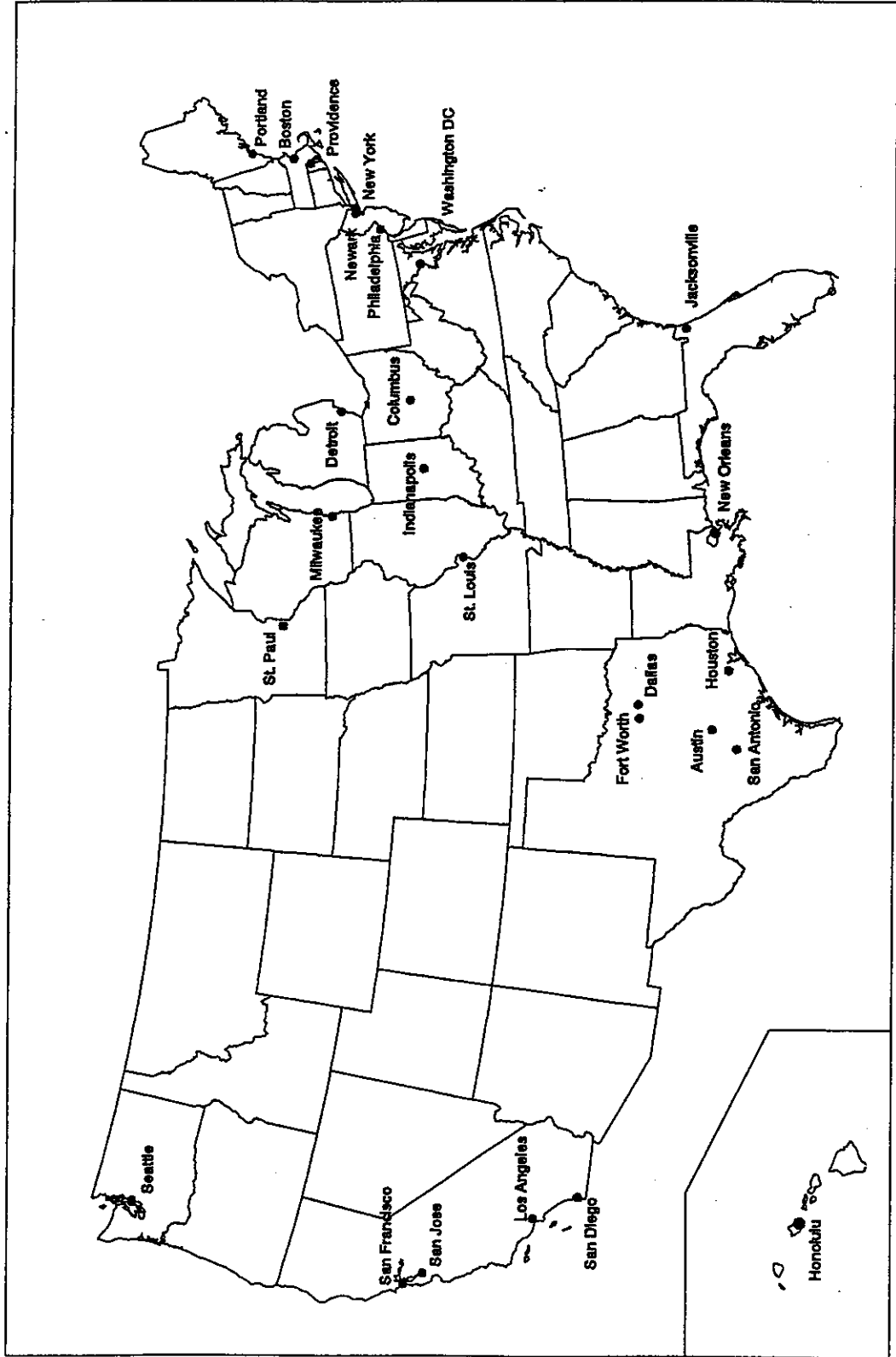
Commercial Sewer Rates:

Same as residential

Elderly and/or Lower Income Discounts: No

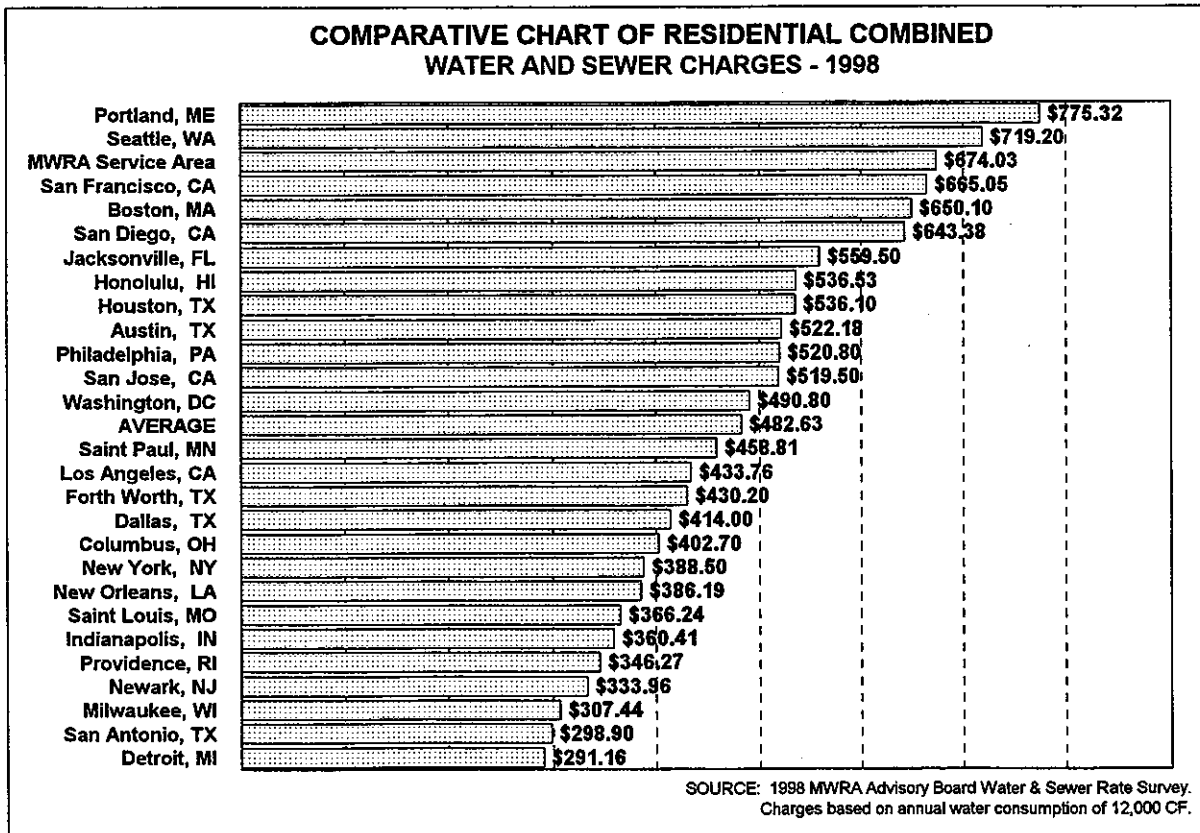
Only 30% of Tewksbury is sewerred.

COMPARATIVE RESIDENTIAL 1998 WATER AND SEWER CHARGES FOR U.S. CITIES



COMPARATIVE ANNUAL RESIDENTIAL WATER & SEWER CHARGES FOR MAJOR UNITED STATES CITIES 1998				
	WATER	SEWER	COMBINED	CHANGE
Austin, TX	\$206.10	\$316.08	\$522.18	-0.9%
Boston, MA	239.09	411.01	650.10	0.0%
Columbus, OH	174.00	228.70	402.70	0.5%
Dallas, TX	158.58	255.42	414.00	1.3%
Detroit, MI	112.08	179.08	291.16	8.5%
Forth Worth, TX	202.20	228.00	430.20	1.4%
Honolulu, HI	181.50	355.03	536.53	0.0%
Houston, TX	259.80	276.30	536.10	0.0%
Indianapolis, IN	234.00	126.41	360.41	4.5%
Jacksonville, FL	188.10	371.40	559.50	0.0%
Los Angeles, CA	184.26	249.50	433.76	5.7%
Milwaukee, WI	152.20	155.24	307.44	12.7%
MWRA Service Area	252.53	421.49	674.03	4.0%
New Orleans, LA	222.60	163.59	386.19	0.0%
New York, NY	150.00	238.50	388.50	4.2%
Newark, NJ	161.16	172.80	333.96	-0.5%
Philadelphia, PA	178.20	342.60	520.80	0.0%
Portland, ME	296.52	478.80	775.32	11.2%
Providence, RI	200.04	146.23	346.27	4.3%
Saint Louis, MO	170.52	195.72	366.24	0.0%
Saint Paul, MN	168.41	290.40	458.81	3.0%
San Antonio, TX	120.90	178.00	298.90	0.0%
San Diego, CA	243.00	400.38	643.38	10.3%
San Francisco, CA	192.00	473.05	665.05	0.0%
San Jose, CA	244.58	274.92	519.50	1.9%
Seattle, WA	233.20	486.00	719.20	2.0%
Washington, DC	165.60	325.20	490.80	0.4%
AVERAGE	\$195.97	\$286.66	\$482.63	2.6%

Water and sewer charges are based on an annual water consumption of 12,000 cubic feet (approximately 90,000 gallons).



Austin, Texas

Residential Water Rates:

Last adjusted: November 1, 1997
 Fund: Enterprise

Base charge (5/8" meter)	\$ 3.90
0 - 2,900 gals.	\$ 1.25/000 gals.
2,901 - 6,900 gals.	\$ 2.00 "
6,901 - 14,900 gals.	\$ 2.75 "
Over 14,900 gals.	\$ 4.00 "

Residential Sewer Rates:

Last adjusted: November 1, 1997
 Fund: Enterprise

Base charge per bill (per month)	\$ 3.90
First 2000 gallons	\$ 1.65/000 gals.
Over 2000 gallons	\$ 3.48/"
Based on winter average	

Billing Frequency: Monthly

Annual cost per 120 HCF (≈ 90,000 gallons):

Water	\$ 206.10
Sewer	\$ 316.08
Combined	\$ 522.18
Percentage change from 1997	-0.9%

Columbus, Ohio

Residential Water Rates:

Last adjusted: January 1, 1998
 Fund: Enterprise

Base charge per bill	\$ 4.08
First 1,500 CF/month	\$ 1.089/HCF
Next 23,500 CF/month	\$ 0.995 "
Next 175,000 CF/month	\$ 0.776 "
Next 800,000 CF/month	\$ 0.738 "
Next 1,000,000 CF/month	\$ 0.660 "
balance/month	\$ 0.660 "

Residential Sewer Rates:

Last adjusted: January 1, 1998
 Fund: Enterprise

Base charge per bill	\$ 5.70
All units	\$ 1.7158/HCF
Based on 100% of water usage.	

Billing Frequency: Quarterly

Annual cost per 120 HCF (≈ 90,000 gallons):

Water	\$ 174.00
Sewer	\$ 228.70
Combined	\$ 402.70
Percentage change from 1997	0.5%

Dallas, Texas**Residential Water Rates:**

Last adjusted: October 1, 1998
Fund: Enterprise

Base charge/bill (5/8" meter)	\$ 2.45
First 4,000 gals.	\$ 1.09/000 gals.
4,001 - 10,000 gals.	\$ 1.83 "
Over 10,000	\$ 2.39 "

Residential Sewer Rates:

Last adjusted: October 1, 1998
Fund: Enterprise

Base charge/bill	\$ 2.50
All units	\$ 2.89/000 gals.

Based on the annually adjusted average water consumed during the winter months of December, January, February and March. 40,000 gallon maximum or actual consumption rate per month, whichever is less. Winter monthly average consumption for prior year: 6,500 gallons.

Billing Frequency: Monthly

Annual cost per 120 HCF (\approx 90,000 gallons):

Water	\$ 158.58
Sewer	\$ 255.42
Combined	\$ 414.00
Percentage change from 1997	1.4%

Detroit, Michigan**Residential Water Rates:**

Last adjusted: August 1, 1998
Fund: Enterprise

Monthly charge (5/8" meter)	\$ 1.60
First 3,000 CF	\$ 0.774/HCF
Next 30,000 CF	\$ 0.706"
Over 33,000 CF	\$ 0.636 "

Billing Frequency: Quarterly

Annual cost per 120 HCF (\approx 90,000 gallons):

Water	\$ 112.08
Sewer	\$ 179.08
Combined	\$ 291.16
Percentage change from 1997	8.5%

Residential Sewer Rates:

Last adjusted: August 1, 1998
Fund: Enterprise

Base charge/bill	\$ 5.38
Drainage chg. (5/8" meter)/month	\$ 3.67
All units	\$ 0.946/HCF

Based on 100% of water usage.

Fort Worth, Texas

Residential Water Rates:

Last adjusted: October 1, 1997
 Fund: Enterprise

Base charge/bill (5/8" meter)	\$ 3.25
First 4,000 CF	\$ 1.36/HCF
Over 4,000 CF	\$ 1.53 "

Residential Sewer Rates:

Last adjusted: October 1, 1997
 Fund: Enterprise

Base charge per bill	\$ 4.50
All units	\$ 1.45/HCF

Based on individual customer's average monthly usage during the preceding months of December, January and February. In no event shall the volume used to compute this monthly charge exceed 1,500 cubic feet.

Billing Frequency: Monthly

Annual cost per 120 HCF (≈ 90,000 gallons):

Water	\$ 202.20
Sewer	\$ 228.00
Combined	\$ 430.20
Percentage change from 1997	1.4%

Honolulu, Hawaii

Residential Water Rates:

Last adjusted: July 1, 1995
 Fund: Enterprise

Base charge per bill	\$ 3.70
First 13,000 gals/month	\$ 1.77/000 gals.
13,001 - 30,000 gals/month	\$ 2.12 "
Over 30,000 gals/month	\$ 3.18 "

Residential Sewer Rates:

Last adjusted: July 1, 1993
 Fund: Enterprise

Base charge per month includes:	
First 2,000 gals/month	\$24.85
Over 2,000 gals/month	\$ 1.05/000 gals.

Based on 82% of water usage after first 2,000 gals/month.

Billing Frequency: Bi-monthly

Annual cost per 120 HCF (≈ 90,000 gallons):

Water	\$ 181.50
Sewer	\$ 355.03
Combined	\$ 536.53
Percentage change from 1997	0.0%

Houston, Texas

Residential Water Rates:

Last adjusted: March 30, 1993
Fund: Enterprise

Base charge/bill (5/8" meter)	
0 - 3,000 gals/month	\$ 2.95
at 4,000 gals/month	\$12.82
at 5,000 gals/month	\$15.13
at 6,000 gals/month	\$18.11
6,000 - 12,000 gals/month	\$ 2.36/000 gals.
Over 12,000 gals/month	\$ 4.30/000 gals.

Billing Frequency: Monthly

Annual cost per 120 HCF (\approx 90,000 gallons):

Water	\$ 259.80
Sewer	\$ 276.30
Combined	\$ 536.10
Percentage change from 1997	0.0%

Residential Sewer Rates:

Effective: March 30, 1993
Fund: Enterprise

Base charge per bill includes:	
0 - 3,000 gals/month	\$ 5.55
at 4,000 gals/month	\$ 11.80
at 5,000 gals/month	\$ 14.75
at 6,000 gals/month	\$ 18.42
Over 6,000 gals/month	\$ 3.07/000 gals.

Indianapolis, Indiana

Residential Water Rates:

Last adjusted: April 8, 1998
Fund: n/a

Base charge/bill (5/8" meter)	
First 1,500 CF	\$ 7.20
Next 18,500 CF	\$ 1.23/HCF
Next 80,000 CF	\$ 1.20 "
Next 400,000 CF	\$ 1.11 "
Over 500,000 CF	\$ 0.73 "
	\$ 0.52 "

Billing Frequency: Monthly

Annual cost per 120 HCF (\approx 90,000 gallons):

Water	\$ 234.00
Sewer	\$ 126.41
Combined	\$ 360.41
Percentage change from 1997	4.5%

Residential Sewer Rates:

Last adjusted: April 8, 1998
Fund: n/a

Base charge per bill	\$ 2.03
All units	\$ 0.850425/HCF
Based on individuals customer's average water usage during the preceding months of October through April	

Jacksonville, Florida

Residential Water Rates:

Last adjusted: May, 1996
Fund: Enterprise

Base charge/bill (5/8" meter)	\$ 8.45
1-15 HCF	\$ 0.58/HCF
16 - 30 HCF	\$ 0.73 "
Over 30 HCF	\$ 0.96 "

Billing Frequency: Monthly

Annual cost per 120 HCF (≈ 90,000 gallons):

Water	\$ 188.10
Sewer	\$ 371.40
Combined	\$ 559.50
Percentage change from 1997	0.0%

Residential Sewer Rates:

Last adjusted: May, 1996
Fund: Enterprise

Base charge/bill (5/8" meter)	\$ 3.40
All units	\$ 2.90/HCF

Residential sewer charges are based on actual water usage up to a maximum of 3,000 CF per month for October through March. April through September sewer charges are based on 90% of actual water usage.

A 10% Public Service Tax on water charges is included.

Los Angeles, California

Residential Water Rates:

Last adjusted: July 1, 1998
Fund: Enterprise

November 1 thru May 31	
0 - 22 HCF (average rate)	\$ 1.53/HCF
Over 22 HCF	\$ 2.33 "

June 1 through October 31	
0 - 28 HCF (average rate)	\$ 1.55/HCF
Over 28 HCF	\$ 2.98 "

Billing Frequency: Bi-monthly

Annual cost per 120 HCF (≈ 90,000 gallons):

Water	\$ 184.26
Sewer	\$ 249.50
Combined	\$ 433.76
Percentage change from 1997	5.7%

Residential Sewer Rates:

Last adjusted: July 1, 1997
Fund: Enterprise

All units	\$ 2.26/HCF
-----------	-------------

Dry Winter Compensation Factor is 92%.

- ◆ The Los Angeles Department of Water and Power uses lot size, temperature zone and household size to determine the number of HCF each customer has at the first tier rate.
- ◆ The sewer charge per HCF remains unchanged from July 1, 1997 however, the Dry Winter Compensation Factor has changed from 83% to 92%.
- ◆ The residential rates are based on the period with the minimum winter water used daily average times the dry winter compensation factor of 92%. The winter was 11/9/97 to 4/19/98. Periods after July of each year have the calculated daily volume multiplied by the days in the period times \$2.26/HCF.

Milwaukee, Wisconsin

Residential Water Rates:

Last adjusted: September 13, 1994
Fund: Enterprise

Base charge/bill (3/4" meter)	\$11.35
First 10,000 CF	\$ 0.890/HCF
Next 490,000 CF	\$ 0.830 "
Next 1,500,000 CF	\$ 0.530 "
Over 2,000,000 CF	\$ 0.483 "

Billing Frequency: Quarterly

Annual cost per 120 HCF (\approx 90,000 gallons):

Water	\$ 152.20
Sewer	\$ 155.24
Combined	\$ 307.44
Percentage change from 1997	12.7%

Commercial Water Rates:

Same as residential

Residential Sewer Rates:

Last adjusted: February 1, 1998
Fund: Enterprise

Service charge per bill	\$ 9.11
All units (Volume Charge)	\$ 0.76/HCF
Sewer Maintenance Charge	\$ 0.23/HCF
Based on 100% of water usage.	

Commercial Sewer Rates:

Same as Residential

New Orleans, Louisiana

Residential Water Rates:

Last adjusted: April 1, 1990
Fund: n/a

Base charge/bill (5/8" meter)	\$ 3.10
0 - 20,000 gals.	\$ 2.06/000 gals.
20,000 - 1,000,000 gals.	\$ 1.85 "
Over 1,000,000 gals.	\$ 1.42 "

Billing Frequency: Monthly

Annual cost per 120 HCF (\approx 90,000 gallons):

Water	\$ 222.60
Sewer	\$ 163.59
Combined	\$ 386.19
Percentage change from 1997	0.0%

Residential Sewer Rates:

Last adjusted: January 1, 1986
Fund: n/a

Base charge per bill	\$ 5.60
All units	\$ 1.26/000 gals.
Based on 85% of water usage.	

New York, New York

Residential Water Rates:

Effective: July 1, 1998
Fund: Enterprise

All units \$ 1.25/HCF

Billing Frequency: Quarterly

Annual cost per 120 HCF (≈ 90,000 gallons):

Water	\$ 150.00
Sewer	\$ 238.50
Combined	\$ 388.50
Percentage change from 1997	4.2%

Residential Sewer Rates:

Effective: July 1, 1998
Fund: Enterprise

All units \$ 1.99/HCF
Based on 159% of water usage.

Newark, New Jersey

Residential Water Rates:

Last adjusted: February 1, 1998
Fund: General

Base charge per bill includes:

First 1,000 CF	\$ 13.43
Next 99,000 CF	\$ 1.343/HCF
Next 400,000 CF	\$ 1.199 "
Over 500,000 CF	\$ 1.075 "

Billing Frequency: Quarterly

Annual cost per 120 HCF (≈ 90,000 gallons):

Water	\$ 161.16
Sewer	\$ 172.80
Combined	\$ 333.96
Percentage change from 1997	-0.5%

Residential Sewer Rates:

Last adjusted: January 1, 1994
Fund: Enterprise

Base charge per bill includes:

First 2,000 CF	\$ 28.80
Over 2,000 CF	\$ 1.44/HCF

Based on 100% of water usage.

Philadelphia, Pennsylvania

Residential Water Rates:

Last adjusted: July 1, 1995
Fund: Enterprise

Base charge/bill (5/8" meter)	\$ 2.68
First 2,000 CF	\$ 1.217/HCF
Next 98,000 CF	\$ 0.939 "
Next 1,900,000 CF	\$ 0.818 "
Over 2,000,000 CF	\$ 0.631 "

Billing Frequency: Monthly

Annual cost per 120 HCF (\approx 90,000 gallons):

Water	\$ 178.20
Sewer	\$ 342.60
Combined	\$ 520.80
Percentage change from 1997	0.0%

Residential Sewer Rates:

Last adjusted: July 1, 1995
Fund: Enterprise

Base charge/bill (5/8 " meter)	\$ 16.06
All units	\$ 1.249/HCF

Based on 100% of water usage.

Portland, Maine

Residential Water Rates:

Last adjusted: November 1, 1997
Fund: Enterprise

Base charge per bill includes:

First 100 CF	\$ 7.61
Next 2,900 CF	\$ 1.90/HCF
Next 7,000 CF	\$ 1.38 "
Next 40,000 CF	\$ 1.02 "
Over 50,000 CF	\$ 0.70 "

Billing Frequency: Monthly

Annual cost per 120 HCF (\approx 90,000 gallons):

Water	\$ 296.52
Sewer	\$ 478.80
Combined	\$ 775.32
Percentage change from 1997	11.2%

Residential Sewer Rates:

Last adjusted: November 1, 1997
Fund: Enterprise

Base charge per bill includes:

First 200 CF	\$ 7.98
Over 200 CF	\$ 3.99/HCF

Based on 100% of water usage.

Providence, Rhode Island

Residential Water Rates:

Last adjusted: May 1, 1998
Fund: Enterprise

Base charge per bill \$ 9.81
First 1,000 HCF \$ 1.34/HCF
Over 1,000 HCF \$ 1.26 "

Billing Frequency: Quarterly

Annual cost per 120 HCF (≈ 90,000 gallons):

Water	\$ 200.04
Sewer	\$ 146.23
Combined	\$ 346.27
Percentage change from 1997	4.3%

Residential Sewer Rates:

Last adjusted: July 1, 1998
Fund: Enterprise

Annual Fixed Fee \$44.23
All units \$ 0.85/HCF
(Sewer costs based on service from the Narragansett Bay Commission Field's Point Wastewater Treatment Facility) Based on 85% of water usage.

In Providence, water services are provided by the Providence Water Supply Board, while sewer services are managed by the Narragansett Bay Commission.

Saint Louis, Missouri

Residential Water Rates:

Last adjusted: July 1, 1995
Fund: Enterprise

Base charge (5/8" meter) \$13.23
First 25,000 CF \$ 0.98/HCF
Next 1,975,000 CF \$ 0.77 "
Over 2,000,000 CF \$ 0.58 "

Billing Frequency: Water Quarterly, Sewer Monthly

Annual cost per 120 HCF (≈ 90,000 gallons):

Water	\$ 170.52
Sewer	\$ 195.72
Combined	\$ 366.24
Percentage change from 1997	0.0%

Residential Sewer Rates:

Last adjusted: October 1, 1997
Fund: Special Revenue

Base charge per bill \$ 5.81
All units \$ 1.05/HCF
Based on 100% of water usage.

Saint Paul, Minnesota

Residential Water Rates:

Last adjusted: January 1, 1998
Fund: Enterprise

Winter - December to May:
First 100,000 CF/Month \$ 1.31/HCF
Over 100,000 CF/Month \$ 1.19 "

Summer - June to November:
First 100,000 CF/Month \$ 1.41/HCF
Over 100,000 CF/Month \$ 1.19 "

An annual testing charge of \$5.21 per household goes to the Minnesota Department of Health for testing public water supplies, as required by the Federal Safe Drinking Water Act.

Billing Frequency: Quarterly

Annual cost per 120 HCF (≈ 90,000 gallons):

Water	\$ 168.41
Sewer	\$ 290.40
Combined	\$ 458.81
Percentage change from 1997	3.0%

Residential Sewer Rates:

Last adjusted: January 1, 1998
Fund: Enterprise

First 100,000 CF \$ 2.42/HCF
Next 400,000 CF \$ 2.39 "
Over 500,000 CF \$ 2.33 "
Minimum charge of \$7.20 for 3/4" meters.
Based on 100% of water usage.

San Antonio, Texas

Residential Water Rates:

Last adjusted: September 1, 1994
Fund: n/a

Base charge/bill (5/8" meter) \$ 5.13

Winter - November thru June
First 7,481 gals. \$ 0.661/000 gals.
Next 5,236 gals. \$ 0.950 "
Next 4,488 gals. \$ 1.178 "
Over 17,205 gals. \$ 2.473 "

Summer - July thru October
First 7,481 gals. \$ 0.661/000 gals.
Next 5,236 gals. \$ 1.032 "
Next 4,488 gals. \$ 1.270 "
Over 17,205 gals. \$ 3.193 "

Billing Frequency: Monthly

Annual cost per 120 HCF (≈ 90,000 gallons):

Water	\$ 120.90
Sewer	\$ 178.00
Combined	\$ 298.90
Percentage change from 1997	0.0%

Residential Sewer Rates:

Last adjusted: September 1, 1994
Fund: n/a

First 1,496 gals. \$ 5.70
Over 1,496 gals. \$ 1.526/000 gals.
Computed on the basis of average water usage for 90 days during the period beginning November 15 and ending March 15 of each year.

New customers or customers moving from one location to another who would not have a winter record of water usage are billed an Unaveraged Residential Charge of \$15.97 per month.

San Diego, California

Residential Water Rates:

Last adjusted: July 1, 1998
Fund: Enterprise

Base charge/bill (1" meter)	\$ 13.40
0 -14 HCF	\$ 1.25/HCF
15-28 HCF	\$ 1.60 "
Over 28 HCF	\$ 1.77 "

Billing Frequency: Bi-monthly

Annual cost per 120 HCF (≈ 90,000 gallons):

Water	\$ 243.00
Sewer (1)	\$ 400.38
Combined	\$ 643.38
Percentage change from 1997	10.3%

Residential Sewer Rates:

Effective: July 1, 1998
Fund: Enterprise

Base charge per bill	\$ 15.14
All units	\$ 2.58/HCF
Based on 60 day winter usage.	
Storm drain	\$ 1.90
Sewer cap charge per bill	\$ 66.73

(1) Single Family Dwelling Customers who were not occupants for at least half of the previous winter (December 1997 thru March 1998) will be billed at least the following Single Family Dwelling Flat Sewer Rate:

Sewer Base Fee	\$ 15.14
Sewer Charge	<u>\$ 36.34</u>
Total	\$ 51.48/Bi-monthly

The 1997 sewer rate has been adjusted to reflect a sewer cap charge per bill of \$62.74, or a revised 1997 annual sewer charge of \$376.44 (\$62.74 X 6). The 1998 sewer rate is based upon a sewer cap charge per bill of \$66.73, or a 1998 annual charge of \$400.38 (\$66.73 X 6).

San Francisco, California

Residential Water Rates:

Effective: July 1, 1996
Fund: Enterprise

Base charge/bill (5/8" meter)	\$ 6.80
All units	\$ 1.26/HCF

Billing Frequency: Bi-monthly

Annual cost per 120 HCF (≈ 90,000 gallons):

Water	\$ 192.00
Sewer	\$ 473.05
Combined	\$ 665.05
Percentage change from 1997	0.0%

Residential Sewer Rates:

Effective: July 1, 1996
Fund: Enterprise

First 300 CF	\$ 1.8623/HCF
Over 300 CF	\$ 4.8334 "
Based on 90% of water usage.	

- ◆ The 1997 sewer rate per 120 HCF for San Francisco should have been cited as \$473.05. There is no change to either the water or sewer rates for 1998.
- ◆ Local Proposition H will freeze rates for the next eight years except for increases required to pay the debt service on voter approved bonds.

San Jose, California

Residential Water Rates:

Effective: July 27, 1998
 Fund: n/a

Base charge/bill (5/8" meter) \$ 7.00
 All units \$ 1.3382/HCF

Residential Sewer Rates:

Effective: July 1, 1994
 Fund: n/a

Flat rate \$ 18.96
 Storm drain charge \$ 3.95
 Monthly charges for a Single Family Residence include the storm drain charge.

Billing Frequency: Water bi-monthly, Sewer monthly

Annual cost per 120 HCF (≈ 90,000 gallons):

Water	\$ 244.58
Sewer	\$ 274.92 (includes storm drain charge)
Combined	\$ 519.50
Percentage change from 1997	1.9%

Rates cited for San Jose are provided by the San Jose Water Company (water) and the City of San Jose (sewer).

Seattle, Washington

Residential Water Rates:

Last adjusted: January 1, 1998
 Fund: Enterprise

Base charge/month (5/8" meter) \$ 3.00

Winter - September 16 thru May 15
 All units \$ 1.50/HCF

Summer - May 16 thru September 15
 First 500 CF/Month \$ 1.50/HCF
 Over 500 CF/Month \$ 2.36 "

Residential Sewer Rates:

Last adjusted: January 1, 1996
 Fund: Enterprise

All units \$ 4.05/HCF
 Based on 100% of winter water consumption.

Billing Frequency: Bi-monthly

Annual cost per 120 HCF (≈ 90,000 gallons):

Water	\$ 233.20
Sewer	\$ 486.00
Combined	\$ 719.20
Percentage change from 1997	2.0%

Washington, District of Columbia

Residential Water Rates:

Last adjusted: April 4, 1997
 Fund: Enterprise

All units \$ 1.38/HCF

Billing Frequency: Quarterly

Annual cost per 120 HCF (≈ 90,000 gallons):

Water	\$ 165.60
Sewer	\$ 325.20
Combined	\$ 490.80
Percentage change from 1997	0.4%

Residential Sewer Rates:

Last adjusted: April 4, 1997
 Fund: Enterprise

All units \$ 2.71/HCF
 Based on 100% of water usage.

[This page intentionally left blank.]

APPENDIX A

1997 WATER & SEWER RETAIL RATE INFORMATION

NOTE: Some of the 1997 rates have been updated to account for the revised rate structures as reflected in the 1998 Annual Water & Sewer Retail Rate Survey.

COMBINED ANNUAL WATER AND SEWER CHARGES IN MWRA COMMUNITIES 1997

(Charges include MWRA, Community and alternatively supplied services)

	Water	Sewer	Combined	Change
Arlington (W/S)	\$261.80	\$240.00	\$501.80	0.0%
Ashland (S)	306.40	420.40	726.80	0.0%
Bedford (S/partial W)	328.00	475.00	803.00	4.4%
Belmont (W/S)	350.00	594.00	944.00	3.3%
Boston (W/S)	239.09	411.01	650.10	0.0%
Braintree (S)	248.00	512.00	760.00	0.0%
Brookline (W/S)	330.00	432.00	762.00	11.4%
Burlington (S)	102.90	261.20	364.10	0.0%
Cambridge (S/partial W)	230.40	392.40	622.80	3.6%
Canton (S/partial W)	224.64	419.88	644.52	0.0%
Chelsea (W/S)	231.60	492.00	723.60	3.4%
Chicopee (W)	160.00	194.25	354.25	2.3%
Clinton (W/S)	87.60	65.70	153.30	0.0%
Dedham (S)	438.80	334.08	772.88	0.0%
Everett (W/S)	177.60	355.20	532.80	6.5%
Frammingham (W/S)	176.70	316.50	493.20	0.9%
Hingham (S)	713.16	582.00	1,295.16	2.9%
Hollbrook (S)	168.00	384.00	552.00	21.1%
Leominster (partial W)	168.80	150.40	319.20	5.1%
Lexington (W/S)	219.00	486.00	705.00	5.2%
Lynn (partial W)	256.92	355.32	612.24	0.0%
Malden (W/S)	177.40	383.60	561.00	4.3%
Marblehead (W)	211.00	423.00	634.00	2.9%
Marlborough (partial W)	252.00	246.00	498.00	0.0%
Medford (W/S)	214.34	435.48	649.82	0.0%
Melrose (W/S)	234.00	484.92	718.92	0.0%
Milton (W/S)	264.00	566.40	830.40	2.4%
Nahant (W)	530.40	646.80	1,177.20	0.0%
Natick (S)	198.00	520.20	718.20	14.7%
Needham (S/partial W)	160.32	575.40	735.72	9.7%
Newton (W/S)	178.00	510.40	688.40	8.4%
Northborough (partial W)	192.00	282.60	474.60	0.0%
Norwood (W/S)	153.00	427.68	580.68	13.5%
Peabody (partial W)	227.40	262.80	490.20	0.0%
Quincy (W/S)	182.40	416.64	599.04	0.8%
Randolph (S)	138.00	365.40	503.40	0.0%
Reading (S)	373.20	613.20	986.40	20.5%
Revere (W/S)	181.20	409.20	590.40	0.7%
Saugus (W)	141.00	156.00	297.00	0.0%
Somerville (W/S)	211.20	334.80	546.00	10.2%
Stoneham (W/S)	216.00	600.00	816.00	6.3%
Stoughton (S)	242.54	722.40	964.94	4.4%
Swampscott (W)	308.40	307.20	615.60	4.3%
Wakefield (S/partial W)	300.00	612.00	912.00	3.4%
Walpole (S)	311.52	433.63	745.15	-0.6%
Waltham (W/S)**	159.96	352.92	512.88	0.4%
Watertown (W/S)	266.20	532.44	798.64	7.5%
Wellesley (S/partial W)	236.70	439.20	675.90	6.0%
Westwood (S)	438.80	528.00	966.80	-1.9%
Weymouth (S)	223.48	470.16	693.64	-1.0%
Wilbraham (W)	162.00	286.80	448.80	1.4%
Wilmington (S)	295.20	324.00	619.20	0.0%
Winchester (S/partial W)	150.00	231.60	381.60	0.0%
Winthrop (W/S)	270.00	535.20	805.20	0.0%
Woburn (S/partial W)	136.00	234.00	370.00	0.0%
Worcester (partial W)	226.80	158.40	385.20	0.0%
AVERAGE	\$242.53	\$405.39	\$647.92	3.4%
* The following communities do not provide municipal sewer services and are therefore not listed: Lynnfield Water District, South Hadley Fire District #1, Southborough and Weston.				
** The 1997 rate increase for Waltham is based upon a revised calculation of the 1996 sewer charge of \$351.84.				

ANNUAL WATER AND SEWER CHARGES IN COMMUNITIES RECEIVING SERVICES FROM THE MWRA 1997		
	WATER	SEWER
Arlington (W/S)	\$261.80	\$240.00
Ashland (S)	-	420.40
Bedford (S/partial W)	328.00	475.00
Belmont (W/S)	350.00	594.00
Boston (W/S)	239.09	411.01
Braintree (S)	-	512.00
Brookline (W/S)	330.00	432.00
Burlington (S)	-	261.20
Cambridge (S/partial W)	230.40	392.40
Canton (S/partial W)	224.64	419.88
Chelsea (W/S)	231.60	492.00
Chicopee (W)	160.00	-
Clinton (W/S)	87.60	65.70
Dedham (S)	-	334.08
Everett (W/S)	177.60	355.20
Framingham (W/S)	176.70	316.50
Hingham (S)	-	582.00
Holbrook (S)	-	384.00
Leominster (partial W)	168.80	-
Lexington (W/S)	219.00	486.00
Lynn (partial W)	256.92	-
Lynnfield (W)	177.60	-
Malden (W/S)	177.40	383.60
Marblehead (W)	211.00	-
Marlborough (partial W)	252.00	-
Medford (W/S)	214.34	435.48
Melrose (W/S)	234.00	484.92
Milton (W/S)	264.00	566.40
Nahant (W)	530.40	-
Natick (S)	-	520.20
Needham (S/partial W)	160.32	575.40
Newton (W/S)	178.00	510.40
Northborough (partial W)	192.00	-
Norwood (W/S)	153.00	427.68
Peabody (partial W)	227.40	-
Quincy (W/S)	182.40	416.64
Randolph (S)	-	365.40
Reading (S)	-	613.20
Revere (W/S)	181.20	409.20
Saugus (W)	141.00	-
Somerville (W/S)	211.20	334.80
South Hadley (W)	278.00	-
Southborough (W)	261.60	-
Stoneham (W/S)	216.00	600.00
Stoughton (S)	-	722.40
Swampscott (W)	308.40	-
Wakefield (S/partial W)	300.00	612.00
Walpole (S)	-	433.63
Waltham (W/S)	159.96	352.92
Watertown (W/S)	266.20	532.44
Wellesley (S/partial W)	236.70	439.20
Weston (W)	114.00	-
Westwood (S)	-	528.00
Weymouth (S)	-	470.16
Wilbraham (W)	162.00	-
Wilmington (S)	-	324.00
Winchester (S/partial W)	150.00	231.60
Winthrop (W/S)	270.00	535.20
Woburn (S/partial W)	136.00	234.00
Worcester (partial W)	226.80	-
AVERAGE	\$222.07	\$437.10

*Water and Sewer Charges are based on an annual water consumption of 12,000 cubic feet (approximately 90,000 gallons)

**COMPARATIVE ANNUAL RESIDENTIAL WATER AND SEWER CHARGES FOR
SELECTED NON-MWRA COMMUNITIES IN MASSACHUSETTS
1997**

	Water	Sewer	Combined
Abington	\$300.00	\$280.00	\$580.00
Agawam	151.40	180.36	331.76
Ayer	108.00	240.00	348.00
Beverly	199.20	490.80	690.00
Brockton	227.00	215.00	442.00
Fairhaven	201.60	366.00	567.60
Fall River	69.60	144.00	213.60
Fitchburg	236.00	98.60	334.60
Gloucester	244.80	405.90	650.70
Haverhill	177.60	205.20	382.80
Holyoke	234.00	175.50	409.50
Hudson	247.20	157.20	404.40
Lawrence	162.00	168.00	330.00
Lowell	142.80	180.12	322.92
Medfield	148.80	249.75	398.55
New Bedford	133.42	454.36	587.78
Salem	193.20	333.60	526.80
Springfield	118.80	155.60	274.40
Tewksbury	337.50	252.00	589.50

**COMPARATIVE ANNUAL RESIDENTIAL WATER & SEWER CHARGES
FOR MAJOR U.S. CITIES
1997**

	Water	Sewer	Combined
Austin, TX	\$211.02	\$316.08	\$527.10
Boston, MA	239.09	411.01	650.10
Columbus, OH	169.68	231.10	400.78
Dallas, TX	155.16	253.34	408.50
Detroit, MI	105.36	162.96	268.32
Forth Worth, TX	202.20	222.00	424.20
Honolulu, HI	181.50	355.03	536.53
Houston, TX	259.80	276.30	536.10
Indianapolis, IN	218.40	126.41	344.81
Jacksonville, FL	188.10	371.40	559.50
Los Angeles, CA	185.22	225.10	410.32
Milwaukee, WI	152.20	120.64	272.84
MWRA Service Area	242.53	405.39	647.92
New Orleans, LA	222.60	163.59	386.19
New York, N.Y.	144.00	228.96	372.96
Newark, N.J.	162.84	172.80	335.64
Philadelphia, PA	178.20	342.60	520.80
Portland, ME	296.52	400.80	697.32
Providence, RI	188.04	143.83	331.87
Saint Louis, MO	170.52	195.72	366.24
Saint Paul, MINN	164.81	280.80	445.61
San Antonio, TX	120.90	178.00	298.90
San Diego, CA	207.12	376.44	583.56
San Francisco, CA	192.00	473.05	665.05
San Jose, CA	235.07	274.92	509.99
Seattle, WA	219.40	486.00	705.40
Washington, D.C.	171.12	317.64	488.76
AVERAGE	\$191.98	\$278.22	\$470.20

APPENDIX B

SECOND METER INFORMATION AND GLOSSARY

SECOND METER INFORMATION:

	#	%
MWRA or partially supplied communities with second water meters	YES: 43 NO: 17	YES: 71.7% NO: 28.3%
MWRA or partially supplied communities utilizing second meters to adjust water bills	YES: 29 NO: 31	YES: 48.3% NO: 51.7%

GLOSSARY:

All of the information cited below is taken directly from *Massachusetts Water Resources Authority Technical Assistance Program: Municipal Water and Sewer Rate Making, A Guide for Local Officials*. May, 1989.

DEBT EXCLUSION

A referendum to increase the levy limit by the amount of principal and interest payable each year on specific long-term bonds issued by a community; this exclusion remains in effect for the life of the debt only.

WATER AND SEWER WHOLESALE CHARGES

Within the MWRA service area, these are the charges which are made by the MWRA to each community for the total amount of water and/or sewer treatment service which is provided to that community for a fiscal year; MWRA wholesale charges constitute one component of each community's total water and sewer service costs.

WATER AND SEWER RETAIL CHARGES

User charges which are billed to specific properties by a municipality or public utility for the provision of water and sewer service; these charges are generally billed periodically during the year and are generally based on the metered flow of water into each property; also known as "retail rates".

GENERAL FUND - 15 water, 17 sewer (full and partial MWRA communities)

General fund accounting for water and sewer operations is typically the most understood accounting support alternative. This option does not require adoption of any legislation. Essentially, water and sewer expenditure and revenue accounts exist with the general fund along with other community financial activity. No segregation of utility costs and revenues is provided for. General fund accounting is on the budgetary (cash) basis and period-end or year-end reporting is on the modified accrual basis.

SPECIAL REVENUE FUND - 10 water, 7 sewer (full and partial MWRA communities)

A special revenue fund is defined as "a fund used to account for the proceeds of specific revenue sources (other than expendable trusts or major capital projects) that are legally restricted to expenditure for specified purposes".

Special revenue fund accounting provides for segregation of water/sewer costs and revenues from other municipal financial activity.

Like the general fund, special revenue fund accounting is on the budgetary (cash) basis and financial reporting is on the modified accrual basis.

ENTERPRISE FUND - 32 water, 32 sewer (full and partial MWRA Communities)

A fund established to account for operations financed and operated in a manner similar to private business enterprises. In this instance the governing body intends that costs (expenses, including depreciation) of providing goods or services to the general public on a continuing basis be recovered primarily through user charges.

A fund established because the governing body has decided that periodic determination of revenues earned, expenses incurred and/or net income is appropriate for capital maintenance, public policy management control, accountability or other purposes.

Like special revenue funds, enterprise funds allow communities to separately account for the expenditures and revenues of their water/sewer operations. Similarly, this segregated accounting provides enhanced information regarding the results of operations and facilitates rate setting and rate analyses. A community may elect to adopt enterprise fund(s) through city council or town meeting vote. Each enterprise fund must be adopted individually.

Enterprise fund accounting is generally the most complex of the accounting alternatives. Its accounting may be on the accrual basis or budgetary (cash) basis. Reporting, however, should be on the accrual basis. Accordingly, if accounting is on the budgetary basis, year-end accrual adjustments will be required to attain accrual basis reporting. These year-end accrual adjustments will generally include:

- ◆ Fixed asset capitalization and related depreciation
- ◆ Pension liabilities
- ◆ Sick, vacation and other compensated absences
- ◆ Revenue
- ◆ Contributed capital
- ◆ Other year-end accruals

[This page intentionally left blank.]

APPENDIX C

**1998 STATEWIDE
MASSACHUSETTS ANNUAL
HOUSEHOLD RETAIL RATES FOR
WATER AND SEWER SERVICE:
OCTOBER, 1998**

NOTE: The statewide retail rates cited in Appendix C are provided in partnership with the Massachusetts Department of Housing and Community Development, Low-Income Sewer and Water Assistance Program (LISAWAP).

1998 STATEWIDE MASSACHUSETTS ANNUAL HOUSEHOLD RETAIL RATES FOR WATER AND SEWER SERVICE: OCTOBER, 1998			
Community	Water	Sewer	Combined
Abington	\$300.00	\$240.00	\$540.00
Acushnet	252.00	600.00	852.00
Agawam	151.40	180.36	331.76
Amesbury	324.00	294.00	618.00
Amherst	180.00	180.00	360.00
Andover	302.40	237.60	540.00
Arlington (1992)	261.80	240.00	501.80
Ashburnham	222.00	300.00	522.00
Ashfield	180.00	439.92	619.92
Ashland	304.00	518.00	822.00
Athol	240.00	139.20	379.20
Attleboro	277.20	235.44	512.64
Auburn I (Water District)	245.20	125.22	370.42
Auburn II (Elm Hill District)	444.40	125.22	569.62
Auburn III (Woodland District)	434.40	125.22	559.62
Ayer	108.00	240.00	348.00
Barnstable I	265.20	387.60	652.80
Barnstable II	197.00	387.60	584.60
Barnstable III	89.00	387.60	476.60
Barnstable IV	186.00	387.60	573.60
Barre	276.00	360.00	636.00
Bedford	328.00	506.00	834.00
Belchertown	340.00	396.00	736.00
Bellingham	188.00	162.00	350.00
Belmont	350.00	594.00	944.00
Beverly	199.20	490.80	690.00
Billerica	154.20	216.00	370.20
Blackstone	124.80	237.50	362.30
Boston	239.09	411.01	650.10
Braintree	248.00	512.00	760.00
Bridgewater	180.00	318.00	498.00
Brockton	227.00	215.00	442.00
Brookline	342.00	456.00	798.00
Buckland	180.00	316.80	496.80
Buckland (Out of District)	270.00	316.80	586.80
Burlington	102.90	261.20	364.10
Cambridge	230.40	414.00	644.40
Canton	302.96	419.36	722.32
Chatham (Summer)	552.00	474.00	1026.00
Chatham (Winter)	348.00	282.00	630.00
Chelsea	276.00	447.60	723.60

1998 STATEWIDE MASSACHUSETTS ANNUAL HOUSEHOLD RETAIL RATES FOR WATER AND SEWER SERVICE: OCTOBER, 1998			
Community	Water	Sewer	Combined
Chicopee	\$224.00	\$194.25	\$418.25
Clinton	87.60	65.70	153.30
Concord	318.00	546.00	864.00
Dalton	170.00	170.00	340.00
Danvers	330.00	490.80	820.80
Dartmouth	234.60	117.50	352.10
Dartmouth II	234.60	454.36	688.96
Dedham	438.80	347.76	786.56
Deerfield	72.00	158.00	230.00
Dighton (Fire District)	448.00	220.00	668.00
Dighton (Water District)	180.00	220.00	400.00
Douglas	224.00	258.40	482.40
Dracut	305.00	420.00	725.00
Dudley	246.00	516.81	762.81
Duxbury	279.00	230.00	509.00
East Longmeadow	216.00	240.00	456.00
Easthampton (1996)	144.00	240.00	384.00
Edgartown	340.00	363.30	703.30
Everett	177.60	355.20	532.80
Fairhaven	201.60	400.80	602.40
Fall River	69.60	177.60	247.20
Falmouth	236.00	277.20	513.20
Fitchburg	236.00	98.60	334.60
Foxborough	233.82	451.64	685.46
Framingham	176.70	316.50	493.20
Franklin	180.60	210.00	390.60
Gardner	309.60	271.20	580.80
Gill	300.00	486.00	786.00
Gloucester	272.70	342.90	615.60
Grafton	340.20	157.50	497.70
Granby	267.00	180.00	447.00
Great Barrington I	177.38	160.00	337.38
Great Barrington II	600.00	160.00	760.00
Greenfield	141.60	265.20	406.80
Groton	336.00	792.00	1128.00
Groveland	262.00	254.50	516.50
Hadley	210.00	744.48	954.48
Hardwick II	140.00	233.55	373.55
Hardwick III	140.00	300.08	440.08
Haverhill	177.60	205.20	382.80
Hingham	713.16	636.00	1349.16

1998 STATEWIDE MASSACHUSETTS ANNUAL HOUSEHOLD RETAIL RATES FOR WATER AND SEWER SERVICE: OCTOBER, 1998			
Community	Water	Sewer	Combined
Hinsdale	\$360.00	\$120.00	\$480.00
Holbrook	168.00	384.00	552.00
Holden	263.96	584.08	848.04
Holyoke	252.00	175.50	427.50
Hopedale	194.40	270.00	464.40
Hopkinton	214.00	482.40	696.40
Hudson	241.20	138.85	380.05
Hull	713.16	346.20	1059.36
Huntington	204.00	300.00	504.00
Ipswich	339.76	265.20	604.96
Lancaster	264.56	184.80	449.36
Lanesborough	270.00	110.00	380.00
Lawrence	162.00	168.00	330.00
Lee	142.00	192.00	334.00
Leicester Chry Val Oxfd	679.05	400.00	1079.05
Leicester Water District	360.00	540.00	900.00
Lenox	346.50	270.00	616.50
Leominster	168.80	150.40	319.20
Lexington	230.00	534.00	764.00
Longmeadow	122.40	164.40	286.80
Lowell	142.80	180.12	322.92
Ludlow	118.80	126.00	244.80
Lunenburg	307.20	600.00	907.20
Lynn	262.90	403.30	666.20
Malden	177.40	383.60	561.00
Manchester	354.00	792.00	1146.00
Mansfield	269.88	196.15	466.03
Marblehead	230.00	459.00	689.00
Marion	373.00	229.60	602.60
Marlborough	272.40	265.20	537.60
Marshfield	265.50	395.00	660.50
Mattapoissett	288.00	261.60	549.60
Maynard	138.00	264.00	402.00
Medfield	148.80	249.75	398.55
Medford	254.59	577.56	832.15
Medway	216.00	120.00	336.00
Melrose	234.00	508.68	742.68
Merrimac	400.00	311.00	711.00
Methuen	181.20	213.60	394.80
Middleborough	199.92	208.12	408.04
Milford	237.77	184.42	422.19

1998 STATEWIDE MASSACHUSETTS ANNUAL HOUSEHOLD RETAIL RATES FOR WATER AND SEWER SERVICE: OCTOBER, 1998			
Community	Water	Sewer	Combined
Millbury	\$380.04	\$204.30	\$584.34
Millis	207.00	360.81	567.81
Milton	293.76	590.40	884.16
Monroe	162.00	314.90	476.90
Monson	118.80	183.00	301.80
Montague I (Turner Falls)	127.50	294.30	421.80
Montague II (Outer Limits)	195.00	294.30	489.30
Montague III (Center)	255.00	294.30	549.30
Montague IV (Lake Pleasant)	386.50	294.30	680.80
Nahant	530.40	646.80	1177.20
Nantucket	252.00	196.20	448.20
Natick	198.00	520.20	718.20
Needham	160.32	575.40	735.72
New Bedford	128.16	453.96	582.12
Newburyport	234.00	325.00	559.00
Newton	236.80	499.20	736.00
North Andover	312.00	330.00	642.00
North Attleborough	178.00	144.00	322.00
North Brookfield	200.00	450.00	650.00
Northampton	208.80	266.40	475.20
Northborough	192.00	282.60	474.60
Northbridge	325.84	192.80	518.64
Northfield I (Water District)	375.00	249.59	624.59
Northfield II (East Water Company)	150.24	249.59	399.83
Norton	136.00	153.00	289.00
Norwood	178.20	438.84	617.04
Orange	264.00	224.60	488.60
Palmer Water District	458.36	163.50	621.86
Palmer 3 Rivers	163.50	163.50	327.00
Peabody	227.40	262.80	490.20
Pepperell	153.00	250.00	403.00
Pittsfield	89.10	56.16	145.26
Plainville	270.00	183.60	453.60
Plymouth	157.68	230.00	387.68
Quincy	192.00	455.28	647.28
Randolph	138.00	365.40	503.40
Raynham (Center)	50.00	148.00	198.00
Raynham (North)	50.00	148.00	198.00
Reading	406.80	597.60	1004.40
Revere	187.20	402.00	589.20
Rockland	298.00	300.00	598.00

1998 STATEWIDE MASSACHUSETTS ANNUAL HOUSEHOLD RETAIL RATES FOR WATER AND SEWER SERVICE: OCTOBER, 1998			
Community	Water	Sewer	Combined
Rockport	\$540.00	\$450.00	\$990.00
Royalston	216.00	258.95	474.95
Russell	198.00	280.00	478.00
Rutland	392.00	434.00	826.00
Salem	193.20	403.20	596.40
Salisbury	474.48	240.00	714.48
Saugus	141.00	156.00	297.00
Scituate	242.40	319.20	561.60
Shelburne	123.60	337.16	460.76
Shrewsbury	222.00	171.00	393.00
Somerset	158.50	88.01	246.51
Somerville	234.00	370.80	604.80
Southbridge	239.56	270.00	509.56
Spencer	290.40	252.00	542.40
Springfield	118.80	155.60	274.40
Stockbridge	234.00	170.82	404.82
Stoneham	228.00	588.00	816.00
Stoughton	256.98	801.60	1058.58
Sturbridge	258.00	264.00	522.00
Sunderland	97.50	140.00	237.50
Sutton	299.00	278.00	577.00
Swampscott	308.40	307.60	616.00
Templeton	157.00	229.15	386.15
Tewksbury	337.50	252.00	589.50
Tyngsborough	390.00	248.00	638.00
Upton	153.00	305.10	458.10
Uxbridge	238.80	249.60	488.40
Wakefield	300.00	638.00	938.00
Walpole	297.96	433.63	731.59
Waltham	168.24	370.20	538.44
Ware	150.00	73.50	223.50
Wareham (Onset)	259.50	198.00	457.50
Wareham (Fire District)	150.00	198.00	348.00
Warren (Water District)	260.00	195.00	455.00
Warren (West District)	235.00	195.00	430.00
Watertown	195.40	498.00	693.40
Webster	176.52	304.32	480.84
Wellesley	249.90	486.00	735.90
West Springfield	148.80	181.20	330.00
West Stockbridge	511.20	200.00	711.20
Westborough	182.77	234.10	416.87

1998 STATEWIDE MASSACHUSETTS ANNUAL HOUSEHOLD RETAIL RATES FOR WATER AND SEWER SERVICE: OCTOBER, 1998			
Community	Water	Sewer	Combined
Westfield	\$250.90	\$89.00	\$339.90
Westwood	438.80	528.00	966.80
Weymouth	255.80	568.96	824.76
Whitman	300.00	300.00	600.00
Wilbraham	222.00	286.80	508.80
Williamsburg	468.00	240.00	708.00
Williamstown	301.20	324.00	625.20
Wilmington	274.80	295.20	570.00
Winchendon	196.80	152.40	349.20
Winchester (1993)	150.00	231.60	381.60
Winthrop	306.00	556.80	862.80
Woburn	136.00	234.00	370.00
Worcester	226.80	158.40	385.20
Commonwealth Median	\$234.60	\$270.00	\$504.60
Commonwealth Average	\$249.37	\$311.74	\$561.11
MWRA Average	\$252.53	\$421.49	\$674.03
% Difference Between MWRA and Commonwealth Average Rates:	1.3%	35.2%	20.1%

[This page intentionally left blank.]