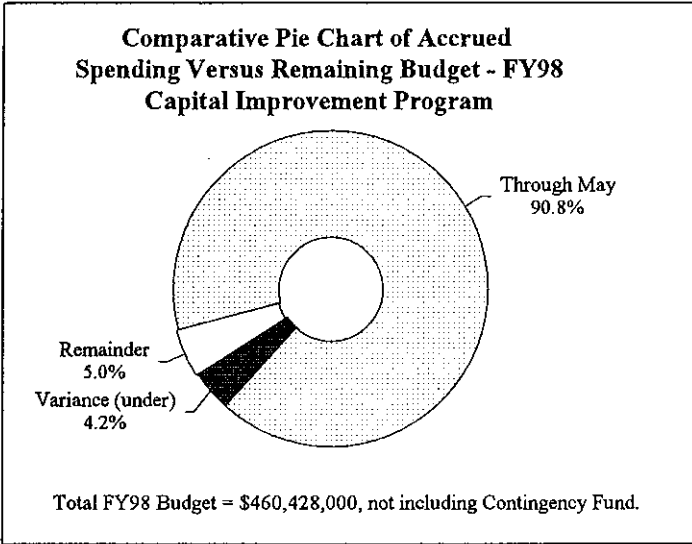




STATUS OF MWRA BUDGETS

Through May 1998

Focus on the FY98 Capital Improvement Program

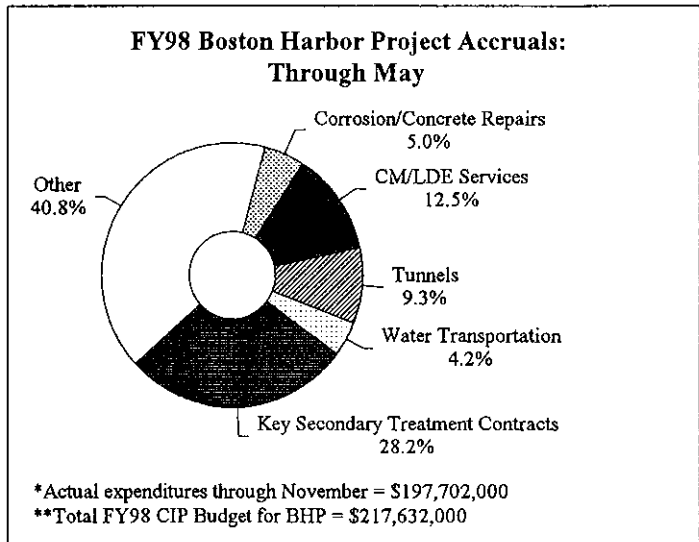


Accrued spending through May 1997 came to \$401.5 million, or 4.3% below the \$419.95 million budgeted for the eleven-month period. Accruals for the month were \$41.8 million, or 6.6% above the \$39.2 million budgeted.

Spending on the *Boston Harbor Project* came to \$197.7 million, or 49% of all capital spending for the fiscal year to date (as compared to 61% at the end of FY97 and 85% of all capital spending during FY96). Spending is just 4% below the \$200.76

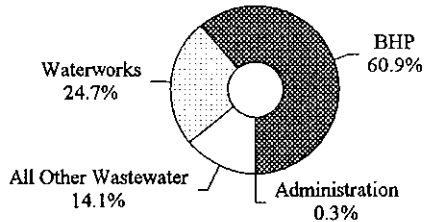
million budgeted for the year to date.

The greatest spending for the year to date has been for construction of *Secondary Battery C*, at \$47.5 million (nearly 25% of all Boston Harbor Project spending during FY98). Spending is ahead of the budgeted assumptions for this and the *Western Shoreline Protection project*, at \$13.8 million, spending is more than twice the amount budgeted for the period, a reflection of the mild winter weather this construction season. Other active contracts are *Construction Management Services* (\$23.4 million); *Corrosion Control/ Concrete Repair* (\$9.9 million); the *North System Pump Station* (\$9.4 million); *Outfall Tunnel* (\$9.3 million); *backup Power/Thermal facility* (\$8.6 million); *Inter-Island Tunnel* (\$7.1 million); and *Nut Island Headworks* (\$7.7 million).

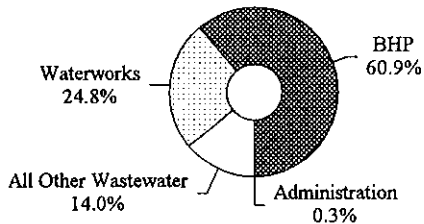


**Comparative Pie Charts For
FY97 and FY98 CIP
Expenditures**

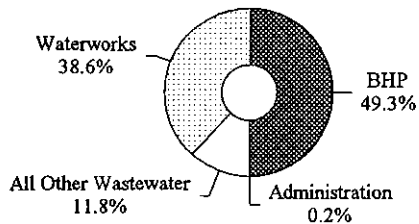
FY97 YTD Through May 97



Total Year FY97



FY98 YTD Through May 98



*FY97 YTD Through May Total = \$347,553,000
 **FY98 YTD Through Nov Total = \$401,482,000
 ***FY97 Total Year Spending = \$376,800,000

Spending on *other Wastewater projects* totaled \$47.9 million, or 69% of the \$68.9 million budgeted for the period. Active projects include: the *Residuals Plant Expansion project* (\$18.7 million); the *Framingham Extension Relief Sewer* (\$8.8 million); *CSO Control Program* (\$6.6 million); *North Metropolitan Trunk Sewer* (\$5.4 million); and the *Braintree-Weymouth Relief Facilities* (\$5.1 million).

Spending on *Waterworks projects* is now 39% of the eleven-month accruals (as compared to 25% of all FY97 spending, and 9% of all FY96 spending). Faster than budgeted spending on the MetroWest project has brought Waterworks spending to 4% above the amount budgeted for the year to date. Of the \$155.0 million accrued through May, more than half or \$85.7 million has been for the *MetroWest Water Supply Tunnel*, now with several construction contracts in progress. Other active Waterworks projects are the *Walnut Hill Water Treatment Plant* design and related studies contracts (\$10.4 million); *Fells Covered Storage* construction and related services (\$6.4 million); the construction payment for the West Boylston/Holden sewer project, part of the *Watershed Protection Study* (\$5.0 million); land acquisition and related costs associated with the *Norumbega Covered Storage project* (\$3.8 million); construction of the *Weston Aqueduct Supply Mains 4* (\$3.8 million); and distribution of funds under the *Local Water Infrastructure Rehabilitation Grant/Loan Program* (\$17.5 million).

Construction Fund Balance

As of the end of May, the Construction Fund balance stood at \$165.1 million. Spending (on a cash basis) was \$50.9 million during May, and \$426.7 million for the fiscal year to date. Receipts in May totaled \$33.6 million, including \$25.8 million of federal grant funds. Federal grant receipts for the year to date now total \$85.8 million. Bond and commercial paper proceeds for the year to date (net of the retirement of \$50 million of outstanding commercial paper) totaled \$258.8 million.