
MWRA Advisory Board

***Annual Water & Sewer
Retail Rate Survey***

November 1999

A compilation of water and sewer retail rate information for 230 cities and towns including:

- ◆ 60 MWRA member communities
- ◆ 145 other Massachusetts cities and towns
- ◆ 25 selected American cities

**The Community Advisory Board to the
Massachusetts Water Resources Authority**



The MWRA Advisory Board...

was established by the state Legislature to represent the 60 communities in the MWRA service area. Through annual comments and recommendations on the Authority's proposed capital and current expense budgets and rates, the Advisory Board provides a ratepayer perspective on the MWRA's plans and policies to improve the region's water and sewer systems.

For more information call: **(617) 742-7561**, fax **(617) 742-4614**, write:

**MWRA Advisory Board
11 Beacon Street
Suite 1010
Boston, MA 02108-3002**

E-mail: **mwra_ab@mwra.state.ma.us**

or visit the Advisory Board's Web Site at:

<http://www.mwra.state.ma.us/advbd/html/hpadbd.htm>

**Advisory Board
Communities:**

Arlington
Ashland
Bedford
Belmont
Boston
Braintree
Brookline
Burlington
Cambridge
Canton
Chelsea
Chicopee
Clinton
Dedham
Everett
Framingham
Hingham
Holbrook
Leominster
Lexington
Lynn
Lynnfield
Malden
Marblehead
Marlborough
Medford
Melrose
Milton
Nahant
Natick
Needham
Newton
Northborough
Norwood
Peabody
Quincy
Randolph
Reading
Revere
Saugus
Somerville
South Hadley
Southborough
Stoneham
Stoughton
Swampscott
Wakefield
Walpole
Waltham
Watertown
Wellesley
Weston
Westwood
Weymouth
Wilbraham
Wilmington
Winchester
Winthrop
Woburn
Worcester

MWRA Advisory Board

ANNUAL WATER & SEWER RETAIL RATE SURVEY

NOVEMBER 1999

Joseph E. Favaloro
Executive Director

TABLE OF CONTENTS

| SECTION | PAGE |
|--|------------|
| Introduction | ii |
| MWRA Community 1999 Water and Sewer Charges | 1 |
| Select Non-MWRA Massachusetts Community Charges | A1 |
| Select Residential 1999 Water and Sewer Charges for U.S. Cities | B1 |
| Appendix A - 1998 Water & Sewer Retail Rate Information | Appendix A |
| Appendix B - Second Meter Information and Glossary | Appendix B |
| Appendix C - 1999 Statewide Massachusetts Annual Household Retail Rates for Water and Sewer Service: November 1999 | Appendix C |
| Appendix D – Final MWRA Fiscal Year 2000 Billable Water and Sewer Charges | Appendix D |

Introduction

This is the thirteenth "Annual Water and Sewer Retail Rate Survey" prepared by the Massachusetts Water Resources Authority (MWRA) Advisory Board, providing a comparative snapshot of water and sewer retail rates for each community in the MWRA service area. In addition, the survey also incorporates rate information from Massachusetts communities outside of the MWRA service area, as well as other cities nationwide.

For the past several years the Rate Survey has been the Advisory Board's most requested document. We hope that municipal officials, water and sewer industry professionals and concerned citizens continue to find the information presented in the survey useful and informative. As always, we welcome any questions or suggestions regarding this survey which will allow us to provide an improved document in future years. Please do not hesitate to call our office at (617) 742-7561, or e-mail us at mwra_ab@mwra.state.ma.us with your feedback.

Average Water and Sewer Rates

The water and sewer rates cited on the following pages for average annual household use is based upon the industry standard of 120 hundred cubic feet, or 90,000 gallons. Actual usage per household varies. Readers should keep in context that the standardized measure utilized to calculate average household rates within this document is primarily intended to allow for equitable rate comparisons between municipalities.

The MWRA Advisory Board

The MWRA Advisory Board was created by the Massachusetts Legislature in 1984 to represent the interests of Massachusetts Water Resources Authority service area communities. The Advisory Board is comprised of one representative from each of the sixty communities that receive water and/or sewer services from the MWRA, and one from the Metropolitan Area Planning Council. In addition, six members are appointed by the Governor to include a person with skills and expertise in matters relating to environmental protection, one representative each from the Connecticut River basin, the Quabbin/Ware watershed areas and the Wachusett watershed area, plus two persons qualified by membership or affiliation in organizations concerned with the recreational or commercial uses of the Boston Harbor.

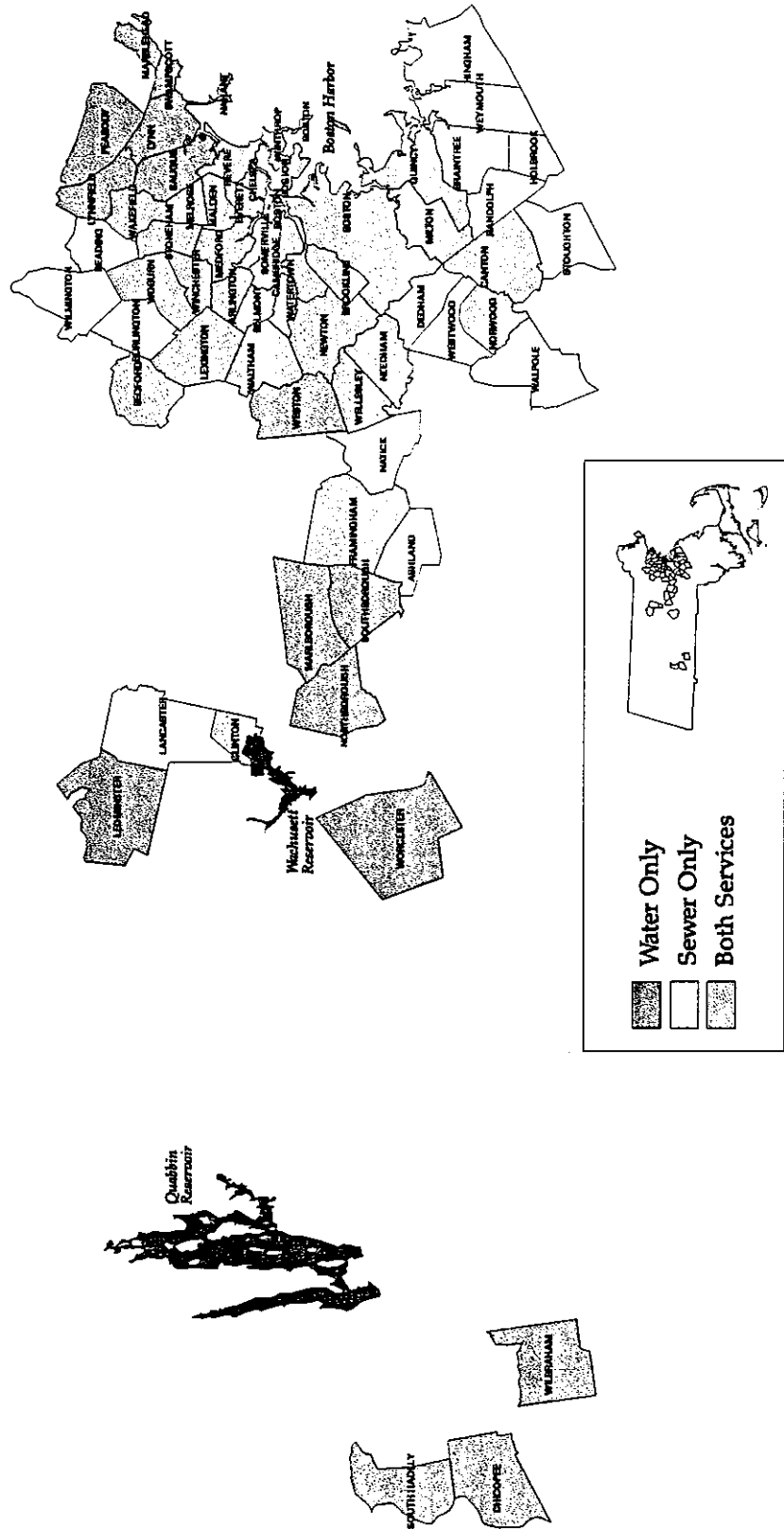
The Massachusetts Legislature has delegated specific responsibilities to the Advisory Board who in turn monitor the MWRA's programs from a ratepayer perspective.

- ♦ serving as a watchdog over the MWRA to ensure proper management and budgetary control;
- ♦ making recommendations on annual expense budgets, capital facility programs, business planning and user charges;
- ♦ holding hearings on matters relating to the MWRA and making subsequent recommendations to the Governor and the Legislature; and,
- ♦ appointing three individuals to the eleven member MWRA Board of Directors.

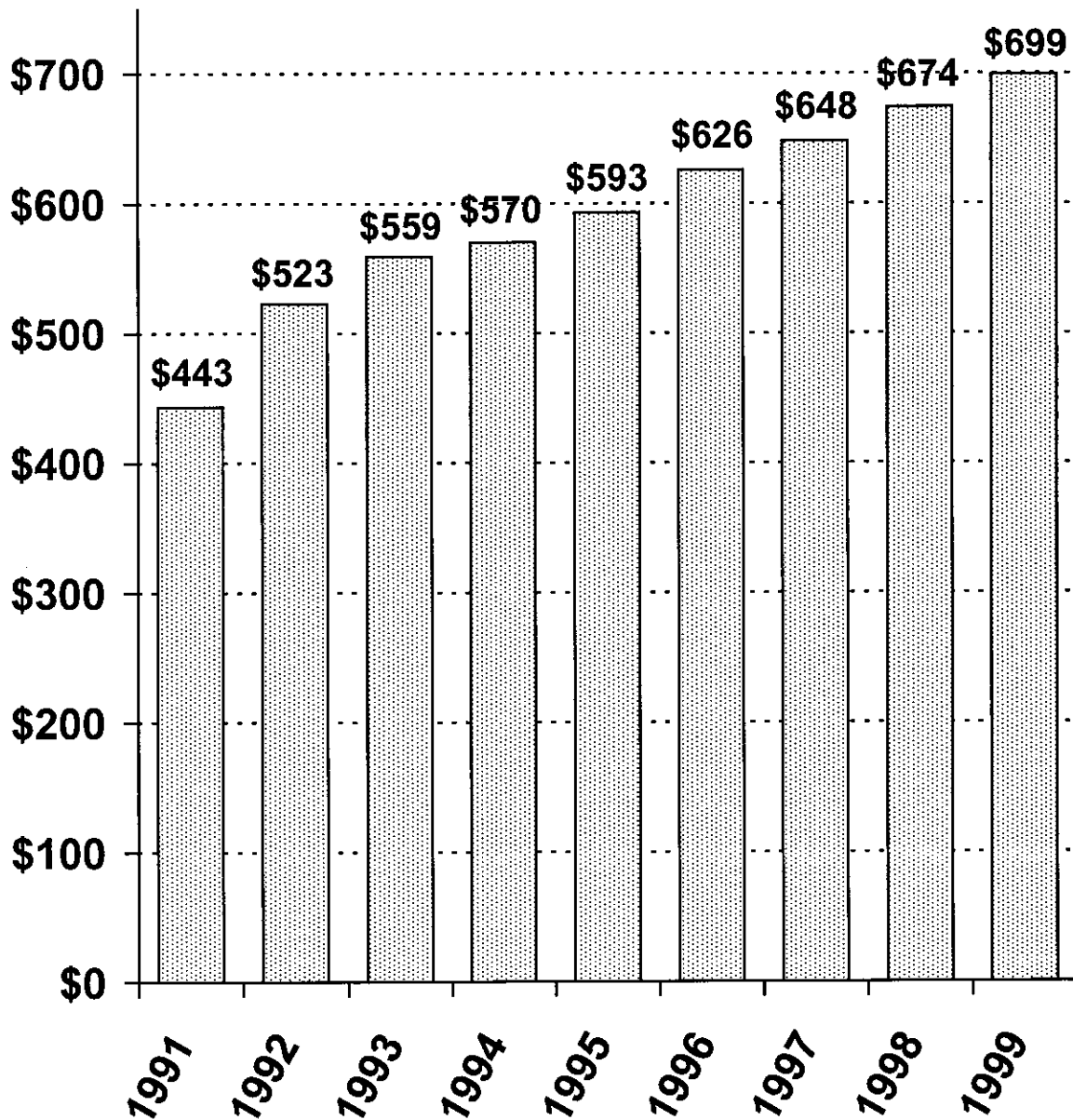
This page intentionally left blank.

MWRA COMMUNITY 1999 WATER AND SEWER CHARGES

MWRA SERVICE AREA




Combined Annual Water & Sewer Charges in MWRA Communities 1991 - 1999



*Charges are based on annual consumption of 12,000 cubic feet (approximately 90,000 gallons).

1999 COMBINED RETAIL WATER & SEWER RATES COMMUNITY CHARGE COMPARISONS



NOTE: Charges are base on an annual water consumption of 12,000 cubic feet (approximately 90,000 gallons).

| MWRA SYSTEMWIDE SUMMARY DATA | | |
|---|-------------|-------------|
| 1999 | | |
| | 1998 | 1999 |
| Avg. combined water and sewer cost | \$674.03 | \$698.87 |
| Percent change from prior year | 4.0% | 3.7% |
| <u>WATER BILLING FREQUENCY</u> | | |
| Semi-annual | 18 | 18 |
| Tri-annual | 2 | 2 |
| Quarterly | 36 | 36 |
| Bi-monthly | 2 | 2 |
| Monthly | 2 | 2 |
| <u>WATER RATE STRUCTURE</u> | | |
| Ascending Block with Base Charge | 16 | 16 |
| Ascending Block only | 16 | 17 |
| Flat Rate with Base Charge | 7 | 8 |
| Flat Rate only | 20 | 18 |
| Fixed Fee | 1 | 1 |
| <u>ELDERLY/LOW-INCOME DISCOUNTS</u> | | |
| Yes | 21 | 21 |
| No (or n/a) | 39 | 39 |
| <u>DEBT SERVICE EXCLUSION</u> | | |
| | 2 | 2 |
| <u>CHANGES IN COMBINED WATER AND SEWER CHARGES</u> | | |
| Decrease | 4 | 2 |
| No change | 22 | 29 |
| 0% to 10% increase | 25 | 23 |
| 10% to 20% increase | 8 | 3 |
| 20% to 30% increase | 1 | 3 |
| 30% to 40% increase | 0 | 0 |
| 40% to 50% increase | 0 | 0 |
| Greater than 50% increase | 0 | 0 |

| ANNUAL WATER AND SEWER CHARGES IN COMMUNITIES RECEIVING SERVICES FROM THE MWRA 1999 | | |
|--|----------|----------|
| | Water | Sewer |
| Arlington (W/S) | \$261.80 | \$240.00 |
| Ashland (S) | - | 612.00 |
| Bedford (S/partial W) | 315.00 | 489.00 |
| Belmont (W/S) | 350.00 | 594.00 |
| Boston (W/S) | 239.09 | 411.01 |
| Braintree (S) | - | 512.00 |
| Brookline (W/S) | 366.00 | 474.00 |
| Burlington (S) | - | 261.20 |
| Cambridge (S/partial W) | 237.60 | 423.60 |
| Canton (S/partial W) | 212.00 | 523.20 |
| Chelsea (W/S) | 264.00 | 459.60 |
| Chicopee (W) | 224.00 | - |
| Clinton (W/S) | 87.60 | 65.70 |
| Dedham (S) | - | 401.04 |
| Everett (W/S) | 177.60 | 355.20 |
| Framlingham (W/S) | 199.50 | 337.50 |
| Hingham (S) | - | 660.00 |
| Holbrook (S) | - | 384.00 |
| Leominster (partial W) | 168.80 | - |
| Lexington (W/S) | 290.00 | 692.80 |
| Lynn (partial W) | 265.30 | - |
| Lynnfield (W) | 210.80 | - |
| Malden (W/S) | 177.40 | 383.60 |
| Marblehead (W) | 236.00 | - |
| Marlborough (partial W) | 272.40 | - |
| Medford (W/S) | 254.59 | 577.56 |
| Melrose (W/S) | 234.00 | 508.68 |
| Milton (W/S) | 324.48 | 741.12 |
| Nahant (W) | 530.40 | - |
| Natick (S) | - | 661.20 |
| Needham (S/partial W) | 210.96 | 594.00 |
| Newton (W/S) | 261.20 | 528.80 |
| Northborough (partial W) | 249.00 | - |
| Norwood (W/S) | 184.80 | 459.36 |
| Peabody (partial W) | 227.40 | - |
| Quincy (W/S) | 204.00 | 457.80 |
| Randolph (S) | - | 384.60 |
| Reading (S) | - | 636.00 |
| Revere (W/S) | 210.00 | 415.20 |
| Saugus (W) | 141.00 | - |
| Somerville (W/S) | 260.40 | 405.60 |
| South Hadley (W) | 335.60 | - |
| Southborough (W) | 261.60 | - |
| Stoneham (W/S) | 252.00 | 660.00 |
| Stoughton (S) | - | 825.60 |
| Swampscott (W) | 330.00 | - |
| Wakefield (S/partial W) | 300.00 | 638.00 |
| Walpole (S) | - | 434.50 |
| Waltham (W/S) | 175.32 | 383.52 |
| Watertown (W/S) | 195.40 | 498.00 |
| Wellesley (S/partial W) | 281.46 | 528.00 |
| Weston (W) | 142.70 | - |
| Westwood (S) | - | 565.00 |
| Weymouth (S) | - | 568.96 |
| Wilbraham (W) | 222.00 | - |
| Wilmington (S) | - | 295.20 |
| Winchester (S/partial W) | 150.00 | 231.60 |
| Winthrop (W/S) | 306.00 | 556.80 |
| Woburn (S/partial W) | 136.00 | 234.00 |
| Worcester (partial W) | 226.80 | - |
| AVERAGE | \$242.65 | \$476.56 |
| Percent change | 3.1% | 4.9% |
| *Water and Sewer Charges are based on an annual water consumption of 12,000 cubic feet (approximately 90,000 gallons). | | |

COMBINED ANNUAL WATER AND SEWER CHARGES IN MWRA COMMUNITIES 1999

(Charges include MWRA, Community and alternatively supplied services)

| | Water | Sewer | Combined | Change |
|--------------------------|-----------------|-----------------|-----------------|-------------|
| Arlington (W/S) | \$261.80 | \$240.00 | \$501.80 | 0.0% |
| Ashland (S) | 294.00 | 512.00 | 806.00 | -1.9% |
| Bedford (S/partial W) | 315.00 | 489.00 | 804.00 | -3.6% |
| Belmont (W/S) | 350.00 | 594.00 | 944.00 | 0.0% |
| Boston (W/S) | 239.09 | 411.01 | 650.10 | 0.0% |
| Braintree (S) | 248.00 | 512.00 | 760.00 | 0.0% |
| Brookline (W/S) | 366.00 | 474.00 | 840.00 | 5.3% |
| Burlington (S) | 102.90 | 261.20 | 364.10 | 0.0% |
| Cambridge (S/partial W) | 237.60 | 423.60 | 661.20 | 2.4% |
| Canton (S/partial W) | 212.00 | 523.20 | 735.20 | 1.8% |
| Chelsea (W/S) | 264.00 | 459.60 | 723.60 | 0.0% |
| Chicopee (W) | 224.00 | 194.25 | 418.25 | 0.0% |
| Clinton (W/S) | 87.60 | 65.70 | 153.30 | 0.0% |
| Dedham (S) | 438.80 | 401.04 | 839.84 | 6.8% |
| Everett (W/S) | 177.60 | 355.20 | 532.80 | 0.0% |
| Framingham (W/S) | 199.50 | 337.50 | 537.00 | 8.9% |
| Hingham (S) | 713.16 | 660.00 | 1,373.16 | 1.8% |
| Holbrook (S) | 168.00 | 384.00 | 552.00 | 0.0% |
| Leominster (partial W) | 168.80 | 150.40 | 319.20 | 0.0% |
| Lexington (W/S) | 290.00 | 692.80 | 982.80 | 28.6% |
| Lynn (partial W) | 265.30 | 422.50 | 687.81 | 3.2% |
| Malden (W/S) | 177.40 | 383.60 | 561.00 | 0.0% |
| Marblehead (W) | 236.00 | 471.00 | 707.00 | 2.6% |
| Marlborough (partial W) | 272.40 | 265.20 | 537.60 | 0.0% |
| Medford (W/S) | 254.59 | 577.56 | 832.15 | 0.0% |
| Melrose (W/S) | 234.00 | 508.68 | 742.68 | 0.0% |
| Milton (W/S) | 324.48 | 741.12 | 1,065.60 | 20.5% |
| Nahant (W) | 530.40 | 646.80 | 1,177.20 | 0.0% |
| Natick (S) | 211.60 | 661.20 | 872.80 | 14.7% |
| Needham (S/partial W) | 210.96 | 594.00 | 804.96 | 8.0% |
| Newton (W/S) | 261.20 | 528.80 | 790.00 | 7.3% |
| Northborough (partial W) | 249.00 | 325.00 | 574.00 | 20.9% |
| Norwood (W/S) | 184.80 | 459.36 | 644.16 | 4.4% |
| Peabody (partial W) | 227.40 | 303.60 | 531.00 | 0.0% |
| Quincy (W/S) | 204.00 | 457.80 | 661.80 | 2.2% |
| Randolph (S) | 162.00 | 384.60 | 546.60 | 8.6% |
| Reading (S) | 409.20 | 636.00 | 1,045.20 | 4.1% |
| Revere (W/S) | 210.00 | 415.20 | 625.20 | 6.1% |
| Saugus (W) | 141.00 | 156.00 | 297.00 | 0.0% |
| Somerville (W/S) | 260.40 | 405.60 | 666.00 | 10.1% |
| Stoneham (W/S) | 252.00 | 660.00 | 912.00 | 11.8% |
| Stoughton (S) | 264.52 | 825.60 | 1,090.12 | 3.0% |
| Swampscott (W) | 330.00 | 292.80 | 622.80 | 1.2% |
| Wakefield (S/partial W) | 300.00 | 638.00 | 938.00 | 0.0% |
| Walpole (S) | 302.64 | 434.50 | 737.14 | 0.8% |
| Waltham (W/S) | 175.32 | 383.52 | 558.84 | 3.8% |
| Watertown (W/S) | 195.40 | 498.00 | 693.40 | 0.0% |
| Wellesley (S/partial W) | 281.46 | 528.00 | 809.46 | 10.0% |
| Westwood (S) | 438.80 | 565.00 | 1,003.80 | 2.4% |
| Weymouth (S) | 255.80 | 568.96 | 824.76 | 0.0% |
| Wilbraham (W) | 222.00 | 286.80 | 508.80 | 0.0% |
| Wilmington (S) | 274.80 | 295.20 | 570.00 | 0.0% |
| Winchester (S/partial W) | 150.00 | 231.60 | 381.60 | 0.0% |
| Winthrop (W/S) | 306.00 | 556.80 | 862.80 | 0.0% |
| Woburn (S/partial W) | 136.00 | 234.00 | 370.00 | 0.0% |
| Worcester (partial W) | 226.80 | 158.40 | 385.20 | 0.0% |
| AVERAGE | \$258.85 | \$440.02 | \$698.87 | 3.7% |

The following communities do not provide municipal sewer services and are therefore not listed:
Lynnfield Water District, South Hadley Fire District #1, Southborough and Weston.

Arlington (W/S)**Residential Water Rates:**

Last adjusted: July 1, 1994
Fund: Enterprise

| | |
|----------------------|-------------|
| Base charge per bill | \$16.90 |
| First 20,000 CF | \$ 1.90/HCF |
| Over 20,000 CF | \$ 2.80 " |

Billing Frequency: Semi-annual

Annual cost per 120 HCF (≈ 90,000 gallons):

| | |
|-----------------------------|-----------|
| Water | \$ 261.80 |
| Sewer | \$ 240.00 |
| Combined | \$ 501.80 |
| Percentage change from 1998 | 0.0% |

Commercial Water Rates:

Same as residential

Elderly and/or Lower Income Discounts: n/a

Residential Sewer Rates:

Last adjusted: July 1, 1994
Fund: Enterprise

| | |
|------------------|-------------|
| First 100,000 CF | \$ 2.00/HCF |
| Over 100,000 CF | \$ 4.00 " |

Based on 100% of water usage.

Commercial Sewer Rates:

Same as residential

Arlington utilizes the debt service exclusion as permitted under General Law 59 Section 21C(n)

Ashland (S)**Residential Water Rates:**

Last adjusted: August 11, 1999
Fund: Enterprise

| | |
|----------------------|-------------|
| Base Charge per bill | \$30.00 |
| 1 - 2,000 CF | \$ 2.00/HCF |
| 2,001 - 7,000 CF | \$ 2.30 " |
| 7,001 - 15,000 CF | \$ 2.40 " |
| 15,000 - 30,000 CF | \$ 2.50 " |
| Over 30,000 CF | \$ 2.65 " |

Billing Frequency: Semi-annual

Annual cost per 120 HCF (≈ 90,000 gallons):

| | |
|-----------------------------|-----------|
| Water | \$ 294.00 |
| Sewer | \$ 512.00 |
| Combined | \$ 806.00 |
| Percentage change from 1998 | -1.9% |

Commercial Water Rates:

Same as residential

Elderly and/or Lower Income Discounts: Yes

Residential Sewer Rates:

Last adjusted: August 11, 1999
Fund: Enterprise

| | |
|----------------------|-------------|
| Base Charge per bill | \$30.00 |
| 1 - 2,000 CF | \$ 3.75/HCF |
| 2,001 - 7,000 CF | \$ 4.15 " |
| 7,001 - 15,000 CF | \$ 4.25 " |
| 15,000 - 30,000 CF | \$ 4.35 " |
| Over 30,000 CF | \$ 4.50 " |

Based on 100% of water usage.

Commercial Sewer Rates:

Same as residential

Only 58% of Ashland's census population is sewered.

Bedford (partial W/S)**Residential Water Rates:**

Last adjusted: July 1, 1999
Fund: General

Base charge per bill: \$17.50
0 - 2,000 CF \$ 0.60/HCF
Over 2,001 CF \$ 3.20 "

Billing Frequency: Semi-annual

Annual cost per 120 HCF (≈ 90,000 gallons):

| | |
|-----------------------------|-----------|
| Water | \$ 315.00 |
| Sewer | \$ 489.00 |
| Combined | \$ 804.00 |
| Percentage change from 1998 | -3.6% |

Commercial Water Rates:

\$3.20/HCF plus \$17.50 Base Charge.

Elderly and/or Lower Income Discounts: No

Residential Sewer Rates:

Last adjusted: July 1, 1999
Fund: General

Base charge per bill: \$22.50
0 - 2,000 CF \$ 1.50/HCF
Over 2,001 CF \$ 4.80 "
Based on 100% of water usage.

Commercial Sewer Rates:

\$4.80/HCF plus \$22.50 Base Charge.

Only 81% of Bedford's census population is sewered.

Belmont (W/S)**Residential Water Rates:**

Last adjusted: July 1, 1995
Fund: Special Revenue

Base charge per bill \$11.00
All units \$ 2.55/HCF

Billing Frequency: Quarterly

Annual cost per 120 HCF (≈ 90,000 gallons):

| | |
|-----------------------------|-----------|
| Water | \$ 350.00 |
| Sewer | \$ 594.00 |
| Combined | \$ 944.00 |
| Percentage change from 1998 | 0.0% |

Commercial Water Rates:

Same as residential

Elderly and/or Lower Income Discounts: Yes, water only. First 8 HCF=\$11.00, all units beyond 8 HCF=\$1.75.

Residential Sewer Rates:

Last adjusted: October 1, 1996
Fund: General

All units \$ 4.95/HCF
Based on 100% of water usage.

Commercial Sewer Rates:

Same as residential

Boston – Boston Water and Sewer Commission (W/S)

Residential Water Rates:

Last adjusted: January 1, 1993
Fund: Enterprise

| | |
|-------------------|-------------|
| First 19 CF/Daily | \$1.991/HCF |
| Next 20 CF | \$1.994 " |
| Next 50 CF | \$1.999 " |
| Next 70 CF | \$2.003 " |
| Next 190 CF | \$2.010 " |
| Next 250 CF | \$2.012 " |
| Next 700 CF | \$2.019 " |
| Next 1,700 CF | \$2.023 " |
| Next 3,000 CF | \$2.028 " |
| Over 5,999 CF | \$2.032 " |

Residential Sewer Rates:

Last adjusted: January 1, 1993
Fund: Enterprise

| | |
|-------------------|-------------|
| First 19 CF/Daily | \$3.409/HCF |
| Next 20 CF | \$3.447 " |
| Next 50 CF | \$3.488 " |
| Next 70 CF | \$3.528 " |
| Next 190 CF | \$3.567 " |
| Next 250 CF | \$3.608 " |
| Next 700 CF | \$3.649 " |
| Next 1,700 CF | \$3.686 " |
| Next 3,000 CF | \$3.727 " |
| Over 5,999 CF | \$3.765 " |

Based on 100% of water usage.

Billing Frequency: Monthly

Annual cost per 120 HCF (\approx 90,000 gallons):

| | |
|-----------------------------|-----------|
| Water | \$ 239.09 |
| Sewer | \$ 411.01 |
| Combined | \$ 650.10 |
| Percentage change from 1998 | 0.0% |

Commercial Water Rates:

Same as residential

Commercial Sewer Rates:

Same as residential

Elderly and/or Lower Income Discounts: 25% Elderly/Disabled Discount on water charges only.

Braintree (S)**Residential Water Rates:**

Last adjusted: October 1, 1996
Fund: Enterprise

| | |
|----------------------|-------------|
| Base charge per bill | \$ 10.00 |
| 0-5/HCF | \$ 1.40/HCF |
| 6-35/HCF | \$ 1.80/HCF |
| Over 35 HCF | \$ 2.00/HCF |

Billing Frequency: Quarterly

Annual cost per 120 HCF (\approx 90,000 gallons):

| | |
|-----------------------------|-----------|
| Water | \$ 248.00 |
| Sewer | \$ 512.00 |
| Combined | \$ 760.00 |
| Percentage change from 1998 | 0.0% |

Commercial Water Rates:

Same as residential

Elderly and/or Lower Income Discounts: No

Residential Sewer Rates:

Last adjusted: October 1, 1996
Fund: Enterprise

| | |
|----------------------|-------------|
| Base charge per bill | \$ 10.00 |
| 0-5/HCF | \$ 3.60/HCF |
| 6-35/HCF | \$ 4.00/HCF |
| Over 35 HCF | \$ 4.90/HCF |

Based on 100% of water usage.

Commercial Sewer Rates:

Same as residential

Brookline (W/S)**Residential Water Rates:**

Last adjusted: July 1, 1999
Fund: Enterprise

| | |
|-----------|-------------|
| All units | \$ 3.05/HCF |
|-----------|-------------|

Billing Frequency: Quarterly

Annual cost per 120 HCF (\approx 90,000 gallons):

| | |
|-----------------------------|-----------|
| Water | \$ 366.00 |
| Sewer | \$ 474.00 |
| Combined | \$ 840.00 |
| Percentage change from 1998 | 5.3% |

Commercial Water Rates:

Same as residential

Elderly and/or Lower Income Discounts: No

Residential Sewer Rates:

Last adjusted: July 1, 1999
Fund: Enterprise

| | |
|-----------|-------------|
| All units | \$ 3.95/HCF |
|-----------|-------------|

Based on 100% of water usage.

Commercial Sewer Rates:

Same as residential

Burlington (S)

Residential Water Rates:

Last adjusted: July 1, 1992
Fund: General

Base charge per bill includes:

| | |
|-----------------------|-------------------|
| First 20,000 gals. | \$18.80 |
| 20,001 - 30,000 gals. | \$ 1.21/000 gals. |
| 30,001 - 50,000 gals. | \$ 1.37 " |
| 50,001 - 70,000 gals. | \$ 1.68 " |
| Over 70,001 gals. | \$ 2.00 " |

Residential Sewer Rates:

Last adjusted: July 1, 1992
Fund: Enterprise

Base charge per bill includes:

| | |
|-------------------------------|-------------------|
| First 20,000 gals. | \$37.60 |
| 20,001 - 30,000 gals. | \$ 3.45/000 gals. |
| 30,001 - 50,000 gals. | \$ 3.90 " |
| 50,001 - 70,000 gals. | \$ 4.80 " |
| Over 70,001 gals. | \$ 5.70 " |
| Based on 100% of water usage. | |

Billing Frequency: Residential: Semi-annual. Commercial: Quarterly.

Annual cost per 120 HCF (\approx 90,000 gallons):

| | |
|-----------------------------|-----------|
| Water | \$ 102.90 |
| Sewer | \$ 261.20 |
| Combined | \$ 364.10 |
| Percentage change from 1998 | 0.0% |

Commercial Water Rates:

Base charge per bill includes:

| | |
|-----------------------|-------------------|
| First 10,000 gals. | \$ 9.40 |
| 10,001 - 15,000 gals. | \$ 1.26/000 gals. |
| 15,001 - 35,000 gals. | \$ 1.37 " |
| Over 35,001 gals. | \$ 1.89 " |

Commercial Sewer Rates:

Base charge per bill includes:

| | |
|-----------------------|-------------------|
| First 10,000 gals. | \$18.80 |
| 10,001 - 15,000 gals. | \$ 3.60/000 gals. |
| 15,001 - 35,000 gals. | \$ 3.90 " |
| Over 35,001 gals. | \$ 5.40 " |

Elderly and/or Lower Income Discounts: No

Cambridge (partial W/S)**Residential Water Rates:**

Last adjusted: April 1, 1999
Fund: Enterprise

| | |
|--------------------|-------------|
| 0 - 40 HCF | \$ 1.98/HCF |
| 41 - 400 HCF | \$ 2.14 " |
| 401 - 2,000 HCF | \$ 2.26 " |
| 2,001 - 10,000 HCF | \$ 2.41 " |
| Over 10,000 HCF | \$ 2.59 " |

Billing Frequency: Quarterly

Annual cost per 120 HCF (≈ 90,000 gallons):

| | |
|-----------------------------|-----------|
| Water | \$ 237.60 |
| Sewer | \$ 423.60 |
| Combined | \$ 661.20 |
| Percentage change from 1998 | 2.4% |

Commercial Water Rates:

Same as residential

Residential Sewer Rates:

Last adjusted: April 1, 1999
Fund: General

| | |
|--------------------|-------------|
| 0 - 40 HCF | \$ 3.53/HCF |
| 41 - 400 HCF | \$ 3.74 " |
| 401 - 2,000 HCF | \$ 4.03 " |
| 2,001 - 10,000 HCF | \$ 4.34 " |
| Over 10,000 HCF | \$ 4.60 " |

Based on 100% of water usage.

Commercial Sewer Rates:

Same as residential

Elderly and/or Lower Income Discounts: Yes, residents over 65 who own/occupy their own home are eligible for a 10% discount on water/sewer bills, depending on certain conditions.

Canton (partial W/S)**Residential Water Rates:**

Last adjusted: October 1, 1998
Fund: Enterprise

| | |
|-------------|-------------|
| 0 - 20 HCF | \$ 1.38/HCF |
| 21 - 40 HCF | \$ 2.54 " |
| 41 - 60 HCF | \$ 3.82 " |
| Over 60 HCF | \$ 4.43 " |

Billing Frequency: Quarterly

Annual cost per 120 HCF (≈ 90,000 gallons):

| | |
|-----------------------------|-----------|
| Water | \$ 212.00 |
| Sewer | \$ 523.20 |
| Combined | \$ 735.20 |
| Percentage change from 1998 | 1.8% |

Commercial Water Rates:

| | |
|--------------|-------------|
| 0 - 400 HCF | \$ 3.13/HCF |
| Over 400 HCF | \$ 4.66/HCF |

Residential Sewer Rates:

Last adjusted: October 1, 1998
Fund: Enterprise

| | |
|-------------|-------------|
| 0 - 20 HCF | \$ 4.20/HCF |
| 21 - 40 HCF | \$ 4.68 " |
| 41 - 60 HCF | \$ 5.62 " |
| Over 60 HCF | \$ 6.99 " |

Based on 100% of water usage.

Commercial Sewer Rates:

| | |
|--------------|-------------|
| 0 - 400 HCF | \$ 5.67/HCF |
| Over 400 HCF | \$ 9.31/HCF |

Elderly and/or Lower Income Discounts: No

Only 73% of the Canton census population is sewerred

Chelsea (W/S)**Residential Water Rates:**

Last adjusted: July 1, 1999
Fund: Enterprise

All units \$ 2.20/HCF

Billing Frequency: Monthly

Annual cost per 120 HCF (\approx 90,000 gallons):

Water

Sewer

Combined

Percentage change from 1998

Residential Sewer Rates:

Last adjusted: July 1, 1999
Fund: Enterprise

All units \$ 3.83/HCF
Based on 100% of water usage.

\$ 264.00

\$ 459.60

\$ 723.60

0.0%

Commercial Water Rates:

Same as residential

Elderly and/or Lower Income Discounts: No

Commercial Sewer Rates:

Same as residential

Chicopee (W)**Residential Water Rates:**

Last adjusted: April 1, 1998
Fund: Special Revenue

Base charge per bill includes:

Meter Rental Charge 5/8" Meter \$ 2.00

Min Charge 1,000 CF or less \$ 18.00

Over 1,000 CF \$ 1.80/HCF

Billing Frequency: Quarterly

Annual cost per 120 HCF (\approx 90,000 gallons):

Water

Sewer

Combined

Percentage change from 1998

Residential Sewer Rates:

Last adjusted: October 1, 1992
Fund: Special Revenue (Sewer Use Fee)

All units \$ 1.75/HCF

Based on 100% of water usage, with a summer discount of 30% during the months of June, July and August.

\$ 224.00

\$ 194.25

\$ 418.25

0.0%

Commercial/Industrial Water Rates:

Accounts with consumption in excess of 1.2 million CF/YR \$ 0.75/HCF

Commercial/Industrial Sewer Rates:

Same as residential

Elderly and/or Lower Income Discounts: No

City of Chicopee offers a 20% discount for sewer bills paid within 30 days of the bill date.

Clinton (W/S)**Residential Water Rates:**

Last adjusted: July 1, 1990
Fund: General

All units \$ 0.73/HCF

Billing Frequency: Semi-annual

Annual cost per 120 HCF (\approx 90,000 gallons):

| | |
|-----------------------------|-----------|
| Water | \$ 87.60 |
| Sewer | \$ 65.70 |
| Combined | \$ 153.30 |
| Percentage change from 1998 | 0.0% |

Commercial Water Rates:

Same as residential

Elderly and/or Lower Income Discounts: No

Residential Sewer Rates:

Last adjusted: July 1, 1990
Fund: Enterprise

Sewer bill is 75% of water bill

Commercial Sewer Rates:

Same as residential

Dedham (S)**Residential Water Rates:**

Last adjusted: January 1, 1995
Fund: Enterprise

Base charge per bill includes:

| | |
|--------------|-------------|
| First 500 CF | \$ 28.20 |
| Over 500 CF | \$ 3.26/HCF |

Billing Frequency: Quarterly

Annual cost per 120 HCF (\approx 90,000 gallons):

| | |
|-----------------------------|-----------|
| Water | \$ 438.80 |
| Sewer | \$ 401.04 |
| Combined | \$ 839.84 |
| Percentage change from 1998 | 6.8% |

Commercial Water Rates:

| | |
|--|----------|
| Minimum charge 5/8" meter with 900 CF allowance | \$ 41.25 |
|--|----------|

| | |
|--|----------|
| Minimum charge 3/4" meter with 1,500 CF allowance | \$ 66.75 |
|--|----------|

| | |
|--|-----------|
| Minimum charge 1" meter with 2,400 CF allowance | \$ 108.00 |
|--|-----------|

| | |
|--|-----------|
| Minimum charge 1 1/2" meter with 4,800 CF allowance | \$ 215.97 |
|--|-----------|

| | |
|--|-----------|
| Minimum charge 2" meter with 7,500 CF allowance | \$ 339.69 |
|--|-----------|

Residential Sewer Rates:

Last adjusted: August 1, 1999
Fund: General

All units \$ 5.57/HCF
Based on 60% of water usage.

Commercial Sewer Rates:

All units \$ 5.57/HCF
Based on 60% of water usage.

(Dedham Continued)

| | |
|---|-------------|
| Minimum charge 3" meter with 15,000 CF allowance | \$ 667.50 |
| Minimum charge 4" meter with 24,000 CF allowance | \$ 1,079.49 |
| Minimum charge 6" meter with 48,000 CF allowance | \$ 2,159.79 |
| Minimum charge 8" meter with 96,000 CF allowance | \$ 4,081.59 |
| All units in excess of allowance | \$ 3.26/HCF |
| Elderly and/or Lower Income Discounts: | No |

Everett (W/S)**Residential Water Rates:**

Last adjusted: July 1, 1996
Fund: General

| | |
|-----------------|-------------|
| First 10,000 CF | \$ 1.48/HCF |
| Over 10,000 CF | \$ 1.85 " |

Billing Frequency: Quarterly

Annual cost per 120 HCF (≈ 90,000 gallons):

| | |
|-----------------------------|-----------|
| Water | \$ 177.60 |
| Sewer | \$ 355.20 |
| Combined | \$ 532.80 |
| Percentage change from 1998 | 0.0% |

Commercial Water Rates:

Same as residential

Elderly and/or Lower Income Discounts: Yes, 15% on water.

Residential Sewer Rates:

Last adjusted: July 1, 1996
Fund: General

| | |
|-----------------|-------------|
| First 10,000 CF | \$ 2.96/HCF |
| Over 10,000 CF | \$ 3.79 " |

Based on 100% of water usage.

Commercial Sewer Rates:

Same as residential

Framingham (W/S)

Residential Water Rates:

Last adjusted: July, 1999
Fund: Enterprise

| | |
|-----------------------------------|-------------|
| Base charge per bill (5/8" meter) | \$ 14.90 |
| 1 - 156 HCF | \$ 1.31/HCF |
| 157 - 3,000 | \$ 1.61 " |
| Over 3,001 | \$ 1.91 " |

Billing Frequency: Tri-annual

Annual cost per 120 HCF (≈ 90,000 gallons):

| | |
|-----------------------------|-----------|
| Water | \$ 199.50 |
| Sewer | \$ 337.50 |
| Combined | \$ 537.00 |
| Percentage change from 1998 | 8.9% |

Commercial Water Rates:

Same as residential

Elderly and/or Lower Income Discounts: Yes, elderly discount for water only.

Residential Sewer Rates:

Last adjusted: July, 1999
Fund: Enterprise

| | |
|-----------------------------------|-------------|
| Base charge per bill (5/8" meter) | \$ 6.10 |
| 1 - 156 HCF | \$ 2.66/HCF |
| 157 - 3,000 | \$ 4.19 " |
| Over 3,001 | \$ 5.72 " |

Based on 100% of water usage.

Commercial Sewer Rates:

Same as residential

Hingham (S)

Residential Water Rates:

Last adjusted: June 1, 1996
Fund: Private Company

| | |
|---|--------------|
| Base charge per bill | \$ 76.35 |
| 0 - 36 HCF | \$ 2.040/HCF |
| 37 - 839 HCF | \$ 1.073/HCF |
| Over 839 HCF | \$.900/HCF |
| Consumption charge for water treatment facility lease 1/HCF | \$.795/HCF |
| Consumption charge for water treatment O& M 1/HCF | \$.563/HCF |

Billing Frequency: Water Quarterly, Sewer Semi-annual

Annual cost per 120 HCF (≈ 90,000 gallons):

| | |
|-----------------------------|-------------|
| Water | \$ 713.16 |
| Sewer | \$ 660.00 |
| Combined | \$ 1,373.16 |
| Percentage change from 1998 | 1.8% |

Commercial Water Rates:

Same as residential

Elderly and/or Lower Income Discounts: n/a

Residential Sewer Rates:

Last adjusted: April 1, 1999
Fund: Special Revenue

| | |
|-----------|-------------|
| All units | \$ 5.50/HCF |
|-----------|-------------|

Based on 100% of water usage.

Commercial Sewer Rates:

Same as residential

- Of Hingham's census population, only 31% utilizes local sewers receiving MWRA wholesale sewer service.
- Hingham's water services are provided by the Massachusetts-American Water Company.

Holbrook (S)**Residential Water Rates:**

Last adjusted: October 1, 1995
Fund: n/a

All units \$ 1.40/HCF

Billing Frequency: Semi-annual

Annual cost per 120 HCF (≈ 90,000 gallons):

| | |
|-----------------------------|-----------|
| Water | \$ 168.00 |
| Sewer | \$ 384.00 |
| Combined | \$ 552.00 |
| Percentage change from 1998 | 0.0% |

Residential Sewer Rates:

Last adjusted: October 1, 1996
Fund: General

All Units \$ 3.20/HCF

Commercial Water Rates:

All units \$ 1.45/HCF

Elderly and/or Lower Income Discounts: No

Commercial Sewer Rates:

All units \$ 3.30/HCF

Only 58.5% of the Holbrook census population is sewered

Leominster (partial W)**Residential Water Rates:**

Last adjusted: July 1, 1997
Fund: Special Revenue

Base Charge per bill includes:

| | |
|-------------|-------------|
| First 6 HCF | \$ 11.00 |
| Over 6 HCF | \$ 1.30/HCF |

Billing Frequency: Quarterly

Annual cost per 120 HCF (≈ 90,000 gallons):

| | |
|-----------------------------|-----------|
| Water | \$ 168.80 |
| Sewer | \$ 150.40 |
| Combined | \$ 319.20 |
| Percentage change from 1998 | 0.0% |

Residential Sewer Rates:

Last adjusted: July 1, 1997
Fund: Special Revenue

Base Charge per bill includes:

| | |
|-------------|-------------|
| First 6 HCF | \$ 10.00 |
| Over 6 HCF | \$ 1.15/HCF |

Based on 100% of water usage.

Commercial Water Rates:

Same as residential

Elderly and/or Lower Income Discounts: n/a

Commercial Sewer Rates:

Same as residential

Lexington (W/S)**Residential Water Rates:**

Last adjusted: May, 1998
Fund: Enterprise

| | |
|--------------|-------------|
| First 20 HCF | \$ 1.95/HCF |
| 21 - 40 HCF | \$ 2.41 " |
| 41 - 80 HCF | \$ 2.89 " |
| Over 81 HCF | \$ 3.63 " |

Annual cost per 120 HCF (≈ 90,000 gallons):

| | |
|-----------------------------|-----------|
| Water | \$ 290.00 |
| Sewer | \$ 692.80 |
| Combined | \$ 982.80 |
| Percentage change from 1998 | 28.6% |

Commercial Water Rates:

Same as residential

Elderly and/or Lower Income Discounts: No

Residential Sewer Rates:

Last adjusted: May, 1998
Fund: Enterprise

| | |
|--------------|-------------|
| First 20 HCF | \$ 4.44/HCF |
| 21 - 40 HCF | \$ 5.49 " |
| 41 - 80 HCF | \$ 7.39 " |
| Over 81 HCF | \$11.44" |

Based on 100% of water usage.

Billing Frequency: Semi-annual

Commercial Sewer Rates:

Same as residential

Lynn (partial W)**Residential Water Rates:**

Last adjusted: July 1, 1999
Fund: Enterprise

| | |
|--------------------|-------------|
| 0 - 2,740 CF | \$ 2.21/HCF |
| 2,741 - 7,305 CF | \$ 2.22 " |
| 7,306 - 281,245 CF | \$ 2.23 " |
| Over 281,246 CF | \$ 2.24 " |

Billing Frequency: Quarterly

Annual cost per 120 HCF (≈ 90,000 gallons):

| | |
|-----------------------------|-----------|
| Water | \$ 265.30 |
| Sewer | \$ 422.50 |
| Combined | \$ 687.81 |
| Percentage change from 1998 | 3.2% |

Commercial Water Rates:

Same as residential

Elderly and Disabled Discounts: Yes, for owner occupied discounts on water service for widows and widowers, elderly and fully disabled. Single family 15%, two family 7.5% and three family 5%.

Residential Sewer Rates:

Last adjusted: July 1, 1999
Fund: Enterprise

| | |
|--------------------|-------------|
| 0 - 2,740 CF | \$ 3.52/HCF |
| 2,741 - 7,305 CF | \$ 3.53 " |
| 7,306 - 281,245 CF | \$ 3.54 " |
| Over 281,246 CF | \$ 3.55 " |

Based on 100% of water usage.

Commercial Sewer Rates:

Same as residential

Lynnfield - Lynnfield Water District (W)

Residential Water Rates:

Last adjusted: April, 1999
Fund: n/a

Base charge per bill includes:

| | |
|-------------------|-------------|
| First 2,000 CF | \$ 43.00 |
| 2,001 - 10,000 CF | \$ 1.56/HCF |
| Over 10,000 CF | \$ 1.77 " |

Billing Frequency: Residential: Semi-Annual. Commercial: Quarterly.

Annual cost per 120 HCF (≈ 90,000 gallons):

| | |
|-----------------------------|----------------|
| Water | \$ 210.80 |
| Sewer | \$ not sewered |
| Combined | \$ 210.80 |
| Percentage change from 1998 | 7.6% |

Commercial Water Rates:

Base charge per quarterly bill includes:

| | |
|------------------|--------------|
| First 1,000 CF | \$ 21.50/HCF |
| 1,001 - 5,000 CF | \$ 1.56 " |
| Over 5,000 CF | \$ 1.77 " |

Elderly and/or Lower Income Discounts: n/a

Residential Sewer Rates:

Last adjusted: n/a
Fund: n/a

Community not sewered

Commercial Sewer Rates:

n/a

Malden (W/S)

Residential Water Rates:

Last adjusted: July 1, 1997
Fund: Enterprise

Base charge per bill includes:

| | |
|-------------------|-------------|
| First 1,000 CF | \$ 15.00 |
| 1,001 - 5,000 CF | \$ 1.33/HCF |
| 5,001 - 75,000 CF | \$ 2.05 " |
| Over 75,000 CF | \$ 2.53 " |

Billing Frequency: Semi-annual

Annual cost per 120 HCF (≈ 90,000 gallons):

| | |
|-----------------------------|-----------|
| Water | \$ 177.40 |
| Sewer | \$ 383.60 |
| Combined | \$ 561.00 |
| Percentage change from 1998 | 0.0% |

Commercial Water Rates:

n/a

Elderly and/or Lower Income Discounts: n/a

Residential Sewer Rates:

Last adjusted: July 1, 1997
Fund: Enterprise

Base charge per bill includes:

| | |
|-------------------|-------------|
| First 1,000 CF | \$ 15.00 |
| 1,001 - 5,000 CF | \$ 3.11/HCF |
| 5,001 - 75,000 CF | \$ 5.24 " |
| Over 75,000 CF | \$ 5.78 " |

Based on 100% of water usage.

Commercial Sewer Rates:

n/a

Marblehead (W)**Residential Water Rates:**

Last adjusted: July 1, 1999
Fund: Enterprise

| | |
|-------------------------|-------------|
| Base charge per quarter | \$ 6.50 |
| First 3,000 CF | \$ 1.75/HCF |
| Over 3,000 CF | \$ 2.05 " |

Billing Frequency: Quarterly

Annual cost per 120 HCF (≈ 90,000 gallons):

| | |
|-----------------------------|-----------|
| Water | \$ 236.00 |
| Sewer | \$ 471.00 |
| Combined | \$ 707.00 |
| Percentage change from 1998 | 2.6% |

Commercial Water Rates:

Same as residential

Elderly and/or Lower Income Discounts: No

Residential Sewer Rates:

Last adjusted: July 1, 1999
Fund: Enterprise

| | |
|-------------------------|-------------|
| Base charge per quarter | \$ 3.75 |
| First 3,000 CF | \$ 3.80/HCF |
| Over 3,000 CF | \$ 4.10 " |

Based on 100% of water usage.

Commercial Sewer Rates:

Same as residential

- Marblehead is a member of the South Essex Sewer District.
- Sewer deduct meters are utilized in Marblehead, reducing total sewerage bills on average by 20%.

Marlborough (partial W)**Residential Water Rates:**

Last adjusted: August 1, 1998
Fund: Enterprise

| | |
|-----------|-------------|
| All units | \$ 2.27/HCF |
|-----------|-------------|

Billing Frequency: Residential: Quarterly. Large volume users: Monthly.

Annual cost per 120 HCF (≈ 90,000 gallons):

| | |
|-----------------------------|-----------|
| Water | \$ 272.40 |
| Sewer | \$ 265.20 |
| Combined | \$ 537.60 |
| Percentage change from 1998 | 0.0% |

Commercial Water Rates:

Same as residential

Elderly and/or Lower Income Discounts: No

Residential Sewer Rates:

Last adjusted: August 1, 1998
Fund: Enterprise

| | |
|-----------|-------------|
| All units | \$ 2.21/HCF |
|-----------|-------------|

Based on 100% of water usage.

Commercial Sewer Rates:

Same as residential

Medford (W/S)**Residential Water Rates:**

Last adjusted: January 1, 1998
Fund: Enterprise

All units \$ 2.1216/HCF

Billing Frequency: Quarterly

Annual cost per 120 HCF (≈ 90,000 gallons):

| | |
|-----------------------------|-----------|
| Water | \$ 254.59 |
| Sewer | \$ 577.56 |
| Combined | \$ 832.15 |
| Percentage change from 1998 | 0.0% |

Commercial Water Rates:

Same as residential

Elderly and/or Lower Income Discounts: Yes

Residential Sewer Rates:

Last adjusted: January 1, 1998
Fund: Enterprise

All units \$ 4.812965/HCF
Based on 100% of water usage.

Commercial Sewer Rates:

Same as residential

Melrose (W/S)**Residential Water Rates:**

Last adjusted: June 17, 1996
Fund: Enterprise

All units \$ 1.95/HCF

Billing Frequency: Quarterly

Annual cost per 120 HCF (≈ 90,000 gallons):

| | |
|-----------------------------|-----------|
| Water | \$ 234.00 |
| Sewer | \$ 508.68 |
| Combined | \$ 742.68 |
| Percentage change from 1998 | 0.0% |

Commercial Water Rates:

All units \$ 2.42/HCF

Elderly and/or Lower Income Discounts: Yes, 20% discount on water and sewer.

Residential Sewer Rates:

Last adjusted: July 1, 1998
Fund: Enterprise

All units \$ 4.71/HCF
Based on 90% of water usage.

Commercial Sewer Rates:

All units \$ 4.71/HCF

Milton (W/S)**Residential Water Rates:**

Last adjusted: July 1, 1999
Fund: Special Revenue

Base charge per bill includes:

From 0 - 6 HCF \$ 12.00
Over 6 HCF \$ 2.88/HCF

Billing Frequency: Quarterly

Annual cost per 120 HCF (\approx 90,000 gallons):

| | |
|-----------------------------|-------------|
| Water | \$ 324.48 |
| Sewer | \$ 741.12 |
| Combined | \$ 1,065.60 |
| Percentage change from 1998 | 20.5% |

Commercial Water Rates:

Same as residential

Elderly and/or Lower Income Discounts: No

Residential Sewer Rates:

Last adjusted: July 1, 1999
Fund: Special Revenue

Base charge per bill includes:

From 0 - 6 HCF \$ 12.00
Over 6 HCF \$ 7.22/HCF
Based on 100% of water usage.

Commercial Sewer Rates:

Same as residential

Nahant (W)**Residential Water Rates:**

Last adjusted: July, 1996
Fund: General

All units \$ 4.42/HCF

Billing Frequency: Tri-annual

Annual cost per 120 HCF (\approx 90,000 gallons):

| | |
|-----------------------------|-------------|
| Water | \$ 530.40 |
| Sewer | \$ 646.80 |
| Combined | \$ 1,177.20 |
| Percentage change from 1998 | 0.0% |

Commercial Water Rates:

Same as residential

Elderly and/or Lower Income Discounts: No

Residential Sewer Rates:

Last adjusted: July, 1996
Fund: General

All units \$ 5.39/HCF
Based on 100% of water usage.

Commercial Sewer Rates:

Same as residential

Nahant receives wholesale wastewater services from the Lynn Water and Sewer Commission.

Natick (S)**Residential Water Rates:**

Last adjusted: July 1, 1999
Fund: General

| | |
|------------|-------------|
| 0-20 HCF | \$ 1.62/HCF |
| 21-100 HCF | \$ 2.05/HCF |
| Balance | \$ 2.25/HCF |

Billing Frequency: Quarterly

Annual cost per 120 HCF (\approx 90,000 gallons):

| | |
|-----------------------------|-----------|
| Water | \$ 211.60 |
| Sewer | \$ 661.20 |
| Combined | \$ 872.80 |
| Percentage change from 1998 | 14.7% |

Residential Sewer Rates:

Last adjusted: July 1, 1999
Fund: General

| | |
|------------|-------------|
| 0-20 HCF | \$ 5.40/HCF |
| 21-100 HCF | \$ 5.73/HCF |
| Balance | \$ 6.12/HCF |

Based on 100% water usage.

Commercial Water Rates:

n/a

Commercial Sewer Rates:

n/a

Elderly and/or Lower Income Discounts: Yes, elderly discount will not be charged for the first seven HCF in a quarter. The rate for all other usage will be discounted by 25%.

- * Natick moved from a flat HCF rate to an ascending block structure on June 16, 1997.
- * Only 82% of Natick's census population is sewered.

Needham (S/partial W)**Residential Water Rates:**

Last adjusted: October 1, 1999
Fund: Enterprise

| | |
|-------------|-------------|
| 1-12/HCF | \$ 1.47/HCF |
| 13-30/HCF | \$ 1.95/ " |
| 31-50/HCF | \$ 2.32/ " |
| Over 50/HCF | \$ 2.80/ " |

Billing Frequency: Quarterly

Annual cost per 120 HCF (\approx 90,000 gallons):

| | |
|-----------------------------|-----------|
| Water | \$ 210.96 |
| Sewer | \$ 594.00 |
| Combined | \$ 804.96 |
| Percentage change from 1998 | 8.0% |

Residential Sewer Rates:

Last adjusted: October 1, 1999
Fund: Enterprise

| | |
|-------------|-------------|
| 1-15/HCF | \$ 4.56/HCF |
| 16-30/HCF | \$ 5.34/ " |
| 31-50/HCF | \$ 5.96/ " |
| Over 50/HCF | \$ 6.58/ " |

Based on 100% of water usage.

Commercial Water Rates:

Same as residential

Commercial Sewer Rates:

Same as residential

Elderly and/or Lower Income Discounts: n/a

Only 88% of Needham's census population is sewered.

(W/S) = MWRA Water and Sewer (W) = MWRA Water Only (S) = MWRA Sewer Only

CF = Cubic Foot HCF = Hundred Cubic Feet 1 HCF = 100 Cubic Feet = 748 Gallons n/a = No Answer

Newton (W/S)**Residential Water Rates:**

Last adjusted: June 6, 1999
Fund: Special Revenue

| | |
|--------------|-------------|
| First 20 HCF | \$ 2.04/HCF |
| 21 - 70 HCF | \$ 2.45 " |
| Over 70 HCF | \$ 2.94 " |

Billing Frequency: Quarterly

Annual cost per 120 HCF (≈ 90,000 gallons):

| | |
|-----------------------------|-----------|
| Water | \$ 261.20 |
| Sewer | \$ 528.80 |
| Combined | \$ 790.00 |
| Percentage change from 1998 | 7.3% |

Commercial Water Rates:

Same as residential

Residential Sewer Rates:

Last adjusted: June 6, 1999
Fund: Special Revenue

| | |
|--------------|-------------|
| First 20 HCF | \$ 4.13/HCF |
| 21 - 70 HCF | \$ 4.96 " |
| Over 70 HCF | \$ 5.95 " |

Based on 100% of water usage.

Commercial Sewer Rates:

Same as residential

Elderly and/or Lower Income Discounts: Yes, a 30% discount for water supplied to dwellings owned and inhabited by any person who is certified by the Board of Assessors as qualifying under one or more of the tax exemption programs set out in Massachusetts General Laws.

Northborough (partial W)**Residential Water Rates:**

Last adjusted: May, 1999
Fund: Enterprise

| | |
|--------------|--------------|
| 0-40 HCF | \$ 2.050/HCF |
| 41-120 HCF | \$ 2.125 " |
| Over 120 HCF | \$ 2.200 " |

Billing Frequency: Semi-annual

Annual cost per 120 HCF (≈ 90,000 gallons):

| | |
|-----------------------------|-----------|
| Water | \$ 249.00 |
| Sewer | \$ 325.00 |
| Combined | \$ 574.00 |
| Percentage change from 1998 | 20.9% |

Commercial Water Rates:

Same as residential

Residential Sewer Rates:

Last adjusted: May, 1999
Fund: Enterprise

| | |
|--------------|--------------|
| 0-40 HCF | \$ 2.675/HCF |
| 41-120 HCF | \$ 2.775 " |
| Over 120 HCF | \$ 2.900 " |

Based on 100% of water usage.

Commercial Sewer Rates:

Same as residential

Elderly and/or Lower Income Discounts: Yes

In 1999, Northborough moved to a tiered water and sewer rates structure.

Norwood (W/S)**Residential Water Rates:**

Last adjusted: July 1, 1999
Fund: General

First 1,000 CF \$ 1.33/HCF
Over 1,000 CF \$ 1.75 "

Residential Sewer Rates:

Last adjusted: July 1, 1999
Fund: General

First 600 CF \$ 4.40/HCF
Over 600 CF \$ 8.36 "
Based on 60% of water usage.

Billing Frequency: Residential use billed bi-monthly, Commercial use billed monthly

Annual cost per 120 HCF (≈ 90,000 gallons):

| | |
|-----------------------------|-----------|
| Water | \$ 184.80 |
| Sewer | \$ 459.36 |
| Combined | \$ 644.16 |
| Percentage change from 1998 | 4.4% |

Commercial Water Rates:

First 500 CF \$ 1.33/HCF
Over 500 CF \$ 1.75 "
Billed on a monthly basis.

Commercial Sewer Rates:

First 300 CF \$ 4.40/HCF
Over 300 CF \$ 8.36 "
Based on 60% of water usage.
Billed on a monthly basis.

Elderly and/or Lower Income Discounts: No

Peabody (partial W)**Residential Water Rates:**

Last adjusted: January 1, 1998
Fund: General

First 15 HCF \$ 1.81/HCF
Over 15 HCF \$ 1.98 "

Residential Sewer Rates:

Last adjusted: January 1, 1998
Fund: General

First 15 HCF \$ 2.41/HCF
Over 15 HCF \$ 2.65 "
Based on 100% of water usage.

Billing Frequency: Quarterly

Annual cost per 120 HCF (≈ 90,000 gallons):

| | |
|-----------------------------|-----------|
| Water | \$ 227.40 |
| Sewer | \$ 303.60 |
| Combined | \$ 531.00 |
| Percentage change from 1998 | 0.0% |

Commercial Water Rates:

First 15 HCF \$ 2.07/HCF
Over 15 HCF \$ 2.27 "

Commercial Sewer Rates:

First 15 HCF \$ 2.78/HCF
Over 15 HCF \$ 3.07 "

Elderly and/or Lower Income Discounts: No

Peabody receives wholesale wastewater service from the South Essex Sewerage District.

Quincy (W/S)**Residential Water Rates:**

Last adjusted: July 1, 1999
Fund: General

All units \$ 1.70/HCF

Billing Frequency: Quarterly

Annual cost per 120 HCF (\approx 90,000 gallons):

| | |
|-----------------------------|-----------|
| Water | \$ 204.00 |
| Sewer | \$ 457.80 |
| Combined | \$ 661.80 |
| Percentage change from 1998 | 2.2% |

Residential Sewer Rates:

Last adjusted: July 1, 1999
Fund: General

All units \$ 5.45/HCF
Based on 70% of water usage

Commercial Water Rates:

Same as residential

Commercial Sewer Rates:

Same as residential

Elderly and/or Lower Income Discounts: Yes, 25% discount for both water and sewer.

Randolph (S)**Residential Water Rates:**

Last adjusted: July 1, 1999
Fund: General

Minimum charge: \$ 5.00
All units \$ 1.35/HCF

Billing Frequency: Semi-annual

Annual cost per 120 HCF (\approx 90,000 gallons):

| | |
|-----------------------------|-----------|
| Water | \$ 162.00 |
| Sewer | \$ 384.60 |
| Combined | \$ 546.60 |
| Percentage change from 1998 | 8.6% |

Residential Sewer Rates:

Last adjusted: August 25, 1999
Fund: General

Minimum charge: \$ 5.00
First 50 HCF \$ 2.97/HCF
Over 50 HCF \$ 4.38/HCF
Based on 100% of water usage.

Commercial Water Rates:

Same as residential

Commercial Sewer Rates:

Same as residential

Elderly and/or Lower Income Discounts: Elderly credit on water only, \$8.00 per year.

Reading (S)

Residential Water Rates:

Last adjusted: August 1, 1999
Fund: Enterprise

All units \$ 3.41/HCF

Billing Frequency: Quarterly

Annual cost per 120 HCF (\approx 90,000 gallons):

Water

Sewer

Combined

Percentage change from 1998

Residential Sewer Rates:

Last adjusted: August 1, 1999
Fund: Enterprise

All units \$ 5.30/HCF

Based on 100% of water usage.

\$ 409.20

\$ 636.00

\$ 1,045.20

4.1%

Commercial Water Rates:

Same as residential

Elderly and/or Lower Income Discounts: No

Commercial Sewer Rates:

Same as residential

Revere (W/S)

Residential Water Rates:

Last adjusted: July 1, 1999
Fund: General

All units \$ 1.75/HCF

Billing Frequency: Quarterly for residential. Monthly for Commercial.

Annual cost per 120 HCF (\approx 90,000 gallons):

Water

Sewer

Combined

Percentage change from 1998

Residential Sewer Rates:

Last adjusted: July 1, 1999
Fund: General

All units \$ 3.46/HCF

Based on 100% of water usage.

\$ 210.00

\$ 415.20

\$ 625.20

6.1%

Commercial Water Rates:

Same as residential

Elderly and/or Lower Income Discounts: No

Commercial Sewer Rates:

Same as residential

Saugus (W)**Residential Water Rates:**

Last adjusted: July 1, 1990
Fund: Enterprise

| | |
|-----------------|-------------|
| First 30 HCF | \$ 1.00/HCF |
| 31 - 100 HCF | \$ 1.35 " |
| 101 - 200 HCF | \$ 1.40 " |
| 201 - 500 HCF | \$ 1.50 " |
| 501 - 1,000 HCF | \$ 1.60 " |
| Over 1,000 HCF | \$ 1.70 " |

Billing Frequency: Semi-annual

Annual cost per 120 HCF (\approx 90,000 gallons):

| | |
|-----------------------------|-----------|
| Water | \$ 141.00 |
| Sewer | \$ 156.00 |
| Combined | \$ 297.00 |
| Percentage change from 1998 | 0.0% |

Commercial Water Rates:

Same as residential

Elderly and/or Lower Income Discounts: No

Residential Sewer Rates:

Last adjusted: July 1, 1990
Fund: Enterprise

| | |
|-----------------|-------------|
| First 30 HCF | \$ 1.20/HCF |
| 31 - 100 HCF | \$ 1.40 " |
| 101 - 200 HCF | \$ 1.60 " |
| 201 - 500 HCF | \$ 1.80 " |
| 500 - 1,000 HCF | \$ 2.00 " |
| Over 1,000 HCF | \$ 2.20 " |

Based on 100% of water usage.

Commercial Sewer Rates:

Same as residential

Somerville (W/S)**Residential Water Rates:**

Last adjusted: July 1, 1999
Fund: General

| | |
|--------------|-------------|
| First 50 HCF | \$ 2.17/HCF |
| 51 - 100 HCF | \$ 2.27 " |
| Over 100 HCF | \$ 2.36 " |

Billing Frequency: Quarterly

Annual cost per 120 HCF (\approx 90,000 gallons):

| | |
|-----------------------------|-----------|
| Water | \$ 260.40 |
| Sewer | \$ 405.60 |
| Combined | \$ 666.00 |
| Percentage change from 1998 | 10.1% |

Commercial Water Rates:

Same as residential

Elderly and/or Lower Income Discounts: No

Residential Sewer Rates:

Last adjusted: July 1, 1999
Fund: General

| | |
|--------------|-------------|
| First 50 HCF | \$ 3.38/HCF |
| 51 - 100 HCF | \$ 3.55 " |
| Over 100 HCF | \$ 3.68 " |

Based on 100% of water usage.

Commercial Sewer Rates:

Same as residential

South Hadley (partial W)

Residential Water Rates:

Last adjusted: March 1, 1999
Fund: Special Revenue

Base charge per family unit \$ 5.00
0 – 2,500 HCF \$ 2.63/HCF
Over 2,500 HCF \$ 2.75 "

Billing Frequency: Quarterly

Annual cost per 120 HCF (≈ 90,000 gallons):

| | |
|-----------------------------|-------------|
| Water | \$ 335.60 |
| Sewer | Not Sewered |
| Combined | \$ 335.60 |
| Percentage change from 1998 | 1.8% |

Commercial Water Rates:

Same as residential

Elderly and/or Lower Income Discounts: No

Residential Sewer Rates:

Last adjusted: n/a
Fund: n/a

Community not sewered.

Commercial Sewer Rates:

Same as residential

Southborough (W)

Residential Water Rates:

Last adjusted: November 1, 1990
Fund: Special Revenue

All units \$ 2.18/HCF

Billing Frequency: Quarterly

Annual cost per 120 HCF (≈ 90,000 gallons):

| | |
|-----------------------------|-------------|
| Water | \$ 261.60 |
| Sewer | Not Sewered |
| Combined | \$ 261.60 |
| Percentage change from 1998 | 0.0% |

Commercial Water Rates:

Same as residential

Elderly and/or Lower Income Discounts: Yes, elderly water rate is \$18.17 for the first 1,000 CF and \$2.18 for each additional 100 CF utilized in each billing period.

Residential Sewer Rates:

Last adjusted: n/a
Fund: n/a

Community not sewered.

Commercial Sewer Rates:

Same as residential

Stoneham (W/S)**Residential Water Rates:**

Last adjusted: July 1, 1999
Fund: Special Revenue

All units \$ 2.10/HCF

Billing Frequency: Quarterly

Annual cost per 120 HCF (\approx 90,000 gallons):

| | |
|-----------------------------|-----------|
| Water | \$ 252.00 |
| Sewer | \$ 660.00 |
| Combined | \$ 912.00 |
| Percentage change from 1998 | 11.8% |

Residential Sewer Rates:

Last adjusted: July 1, 1999
Fund: Special Revenue

All units \$ 5.50/HCF
Based on 100% of water usage.

Commercial Water Rates:

Same as residential

Commercial Sewer Rates:

Same as residential

Elderly and/or Lower Income Discounts: \$50 combined as of May 1, 1998.

Stoughton (S)**Residential Water Rates:**

Last adjusted: May, 1999
Fund: Enterprise

| | |
|-----------------|-------------|
| First 1,000 CF | \$ 40.76 |
| Next 1,000 CF | \$ 1.63/HCF |
| Next 3,200 CF | \$ 1.84 " |
| Next 6,600 CF | \$ 2.04 " |
| Next 6,600 CF | \$ 2.24 " |
| Next 6,600 CF | \$ 2.46 " |
| Next 25,000 CF | \$ 2.67 " |
| Next 50,000 CF | \$ 2.84 " |
| Over 100,000 CF | \$ 3.38 " |

Billing Frequency: Semi-annual

Annual cost per 120 HCF (\approx 90,000 gallons):

| | |
|-----------------------------|-------------|
| Water | \$ 264.52 |
| Sewer | \$ 825.60 |
| Combined | \$ 1,090.12 |
| Percentage change from 1998 | 3.0% |

Residential Sewer Rates:

Last adjusted: May, 1999
Fund: Enterprise

Customers on town water pay \$6.88/HCF, based on 100% of water usage, with a minimum charge of \$107.31 per billing period.

Customers with private wells pay a flat charge of: \$275.35 per condominium, \$413.05 per private home.

Commercial Water Rates:

Same as residential

Commercial Sewer Rates:

Same as residential

Elderly and/or Lower Income Discounts: Yes, 15% discount on water only for residents 70 and above.

Only 58% of Stoughton's census population is sewerd.

Swampscott (W)

Residential Water Rates:

Last adjusted: July 10, 1998
Fund: General

All units \$ 2.75/HCF

Billing Frequency: Semi-annual

Annual cost per 120 HCF (\approx 90,000 gallons):

| | |
|-----------------------------|-----------|
| Water | \$ 330.00 |
| Sewer | \$ 292.80 |
| Combined | \$ 622.80 |
| Percentage change from 1998 | 1.2% |

Commercial Water Rates:

Same as residential

Elderly and/or Lower Income Discounts: No

Residential Sewer Rates:

Last adjusted: July 10, 1998
Fund: General

All units \$ 2.44/HCF
Based on 100% of water usage.

Commercial Sewer Rates:

Same as residential

Wakefield (S/partial W)

Residential Water Rates:

Last adjusted: July 1, 1996
Fund: Enterprise

Base charge per bill \$ 18.00
All units \$ 1.90/HCF

Billing Frequency: Quarterly

Annual cost per 120 HCF (\approx 90,000 gallons):

| | |
|-----------------------------|-----------|
| Water | \$ 300.00 |
| Sewer | \$ 638.00 |
| Combined | \$ 938.00 |
| Percentage change from 1998 | 0.0% |

Commercial Water Rates:

Same as residential

Elderly and/or Lower Income Discounts: No. Please refer to the note below for general discount information.

Residential Sewer Rates:

Last adjusted: July 1, 1998
Fund: Enterprise

Base charge per bill \$ 20.00
All units \$ 4.65/HCF
Based on 100% of water usage.

Commercial Sewer Rates:

Same as residential

The Town of Wakefield offers a 10% discount for all bills paid within 30 days of the bill date.

Walpole (S)**Residential Water Rates:**

Last adjusted: July 1, 1999
Fund: Special Revenue

All units \$ 2.522/HCF

Residential Sewer Rates:

Last adjusted: July 1, 1999
Fund: Special Revenue

Base charge per bill includes:
All units \$4.526/HCF
Based on 80% of water usage.

Billing Frequency: Quarterly for residential. Monthly for commercial/industrial.

Annual cost per 120 HCF (\approx 90,000 gallons):

| | |
|-----------------------------|-----------|
| Water | \$ 302.64 |
| Sewer | \$ 434.50 |
| Combined | \$ 737.14 |
| Percentage change from 1998 | 0.8% |

Commercial Water Rates:

Same as residential

Commercial Sewer Rates:

Same as residential

Elderly and/or Lower Income Discounts: No

Only 59% of Walpole's census population is sewerred.

Waltham (W/S)**Residential Water Rates:**

Last adjusted: January 1, 1999
Fund: Enterprise

| | |
|----------------------------|-------------|
| First 700 CF per month | \$ 1.41/HCF |
| 701 - 1,500 CF per month | \$ 1.58 " |
| 1,501 - 4,000 CF per month | \$ 2.00 " |
| Over 4,000 CF per month | \$ 2.33 " |

Billing Frequency: Quarterly

Annual cost per 120 HCF (\approx 90,000 gallons):

| | |
|-----------------------------|-----------|
| Water | \$ 175.32 |
| Sewer | \$ 383.52 |
| Combined | \$ 558.84 |
| Percentage change from 1998 | 3.8% |

Commercial Water Rates:

Same as residential

Elderly and/or Lower Income Discounts: No

Residential Sewer Rates:

Last adjusted: January 1, 1999
Fund: Enterprise

| | |
|----------------------------|-------------|
| First 700 CF per month | \$ 3.07/HCF |
| 701 - 1,500 CF per month | \$ 3.49 " |
| 1,501 - 4,000 CF per month | \$ 3.86 " |
| Over 4,000 CF per month | \$ 4.15 " |

Commercial Sewer Rates:

Same as residential

Watertown (W/S)**Residential Water Rates:**

Last adjusted: July 1, 1998
Fund: General

| | |
|---------------------------------|-------------|
| Base charge per bill 5/8" meter | \$ 20.00 |
| 2,501 - 7,500 CF | \$ 2.22/HCF |
| 7,501- 100,000 | \$ 2.95 " |
| Over 100,000 | \$ 4.14 " |

Billing Frequency: Semi-annual

Annual cost per 120 HCF (≈ 90,000 gallons):

| | |
|-----------------------------|-----------|
| Water | \$ 195.40 |
| Sewer | \$ 498.00 |
| Combined | \$ 693.40 |
| Percentage change from 1998 | 0.0% |

Commercial Water Rates:

Same as residential

Elderly and/or Lower Income Discounts: No

Residential Sewer Rates:

Last adjusted: July 1, 1998
Fund: General

| | |
|----------------|-------------|
| 0 - 7,500 CF | \$ 4.15/HCF |
| 7,501- 100,000 | \$ 4.49 " |
| Over 100,000 | \$ 5.73 " |

Commercial Sewer Rates:

Same as residential

Wellesley (S/partial W)**Residential Water Rates:**

Last adjusted: August 1, 1999
Fund: Enterprise

| | |
|------------------------------|-------------|
| Base charge per bill | \$ 6.51 |
| First 2,500 CF | \$ 2.02/HCF |
| Over 2,500: | |
| winter | \$ 2.02 " |
| summer (two billing periods) | \$ 3.39 " |
| outdoor meter (summer) | \$ 3.39 " |

Billing Frequency: Bi-monthly

Annual cost per 120 HCF (≈ 90,000 gallons):

| | |
|-----------------------------|-----------|
| Water | \$ 281.46 |
| Sewer | \$ 528.00 |
| Combined | \$ 809.46 |
| Percentage change from 1998 | 10.0% |

Commercial Water Rates:

"Readiness-to-serve" charge on water meters in excess of 5/8". Consumption charges same as residential.

Elderly and/or Lower Income Discounts: No

Residential Sewer Rates:

Last adjusted: August 1, 1999
Fund: Enterprise

| | |
|-------------------------------|-------------|
| Base charge per bill | \$ 3.00 |
| All units | \$ 4.25/HCF |
| Based on 100% of water usage. | |

Commercial Sewer Rates:

Same as residential

Weston (W)**Residential Water Rates:**

Last adjusted: July 1, 1997
Fund: General

Base charge per bill 5/8" meter \$ 21.00
Summer (May 1 - Oct 30)
First 5,000 CF \$ 1.14/HCF
Over 5,000 CF \$ 2.00 "
Winter (Nov 1 - Apr 30)
First 5,000 CF \$.95/HCF
Over 5,000 CF \$ 1.82 "

Billing Frequency: Semi-annual

Annual cost per 120 HCF (≈ 90,000 gallons):

| | |
|-----------------------------|-------------|
| Water | \$ 142.70 |
| Sewer | Not Sewered |
| Combined | \$ 142.70 |
| Percentage change from 1998 | 0.0% |

Commercial Water Rates:

Same as residential

Residential Sewer Rates:

Last adjusted: n/a
Fund: n/a

Community not sewered.

Commercial Sewer Rates:

n/a

Elderly and/or Lower Income Discounts: No

The 1998 Survey should have listed the summer water rate over 5,000 CF at \$2.00. The water charge per 120 HCF has been adjusted within Appendix A. There is subsequently no change from the 1998 to 1999 water rate.

Westwood (S)**Residential Water Rates:**

Effective: January 1, 1995
Fund: Enterprise

Base charge includes:
First 500 CF \$ 28.20
Over 500 CF \$ 3.26/HCF

Billing Frequency: Quarterly

Annual cost per 120 HCF (≈ 90,000 gallons):

| | |
|-----------------------------|------------|
| Water | \$ 438.80 |
| Sewer | \$ 565.00 |
| Combined | \$1,003.80 |
| Percentage change from 1998 | 2.4% |

Commercial Water Rates:

Same as residential

Residential Sewer Rates:

Last adjusted: September 1, 1999
Fund: Enterprise

Base charge (5/8" meter) \$15.00
First 25 HCF \$ 3.90/HCF
25 - 70 HCF \$ 5.75 "
Over 70 HCF \$10.20 "
Based on 100% of water usage.

Commercial Sewer Rates:

Same as residential

Elderly and/or Lower Income Discounts: No

Residences that utilize well water are charged a \$115 quarterly fee for sewer use.

Weymouth (S)

Residential Water Rates:

Last adjusted: October 1, 1997
Fund: Enterprise

| | |
|--------------------------|-------------|
| Base charge per bill | \$ 7.28 |
| First 108 HCF (Annually) | \$ 1.78/HCF |
| Over 108 HCF | \$ 2.87 " |

Billing Frequency: Quarterly

Annual cost per 120 HCF (\approx 90,000 gallons):

| | |
|-----------------------------|-----------|
| Water | \$ 255.80 |
| Sewer | \$ 568.96 |
| Combined | \$ 824.76 |
| Percentage change from 1998 | 0.0% |

Commercial Water Rates:

Base charges per bill:

| | |
|--------------|----------|
| 1" meter | \$ 9.15 |
| 1 1/2" meter | \$ 11.02 |
| 2" meter | \$ 16.05 |
| 3" meter | \$ 53.95 |
| 4" meter | \$ 67.95 |
| 6" meter | \$100.61 |
| 8" meter | \$137.94 |
| 10" meter | \$179.94 |

Consumption rates same as residential.

Residential Sewer Rates:

Last adjusted: October 1, 1997
Fund: Enterprise

| | |
|--------------------------|-------------|
| Base charge per bill | \$ 3.16 |
| First 108 HCF (Annually) | \$ 4.36/HCF |
| Over 108 HCF | \$ 7.12 " |

Based on 100% of water usage.

Commercial Sewer Rates:

Base charges per bill:

| | |
|--------------|----------|
| 1" meter | \$ 3.87 |
| 1 1/2" meter | \$ 4.57 |
| 2" meter | \$ 6.51 |
| 3" meter | \$ 20.80 |
| 4" meter | \$ 26.09 |
| 6" meter | \$ 38.44 |
| 8" meter | \$ 52.55 |
| 10" meter | \$ 68.42 |

Consumption rates same as residential.

Elderly and/or Lower Income Discounts: Yes, \$20 annually, for water only.

Wilbraham (W)**Residential Water Rates:**

Last revised: April 1, 1998
Fund: Enterprise

First 100 HCF \$ 1.85/HCF
101 - 200 HCF \$ 2.05 "
Over 200 HCF \$ 2.25 "

Billing Frequency: Semi-annual

Annual cost per 120 HCF (≈ 90,000 gallons):

| | |
|-----------------------------|-----------|
| Water | \$ 222.00 |
| Sewer | \$ 286.80 |
| Combined | \$ 508.80 |
| Percentage change from 1998 | 0.0% |

Commercial Water Rates:

All units \$ 1.85/HCF

Elderly and/or Lower Income Discounts: No

Residential Sewer Rates:

Last adjusted: April 1, 1996
Fund: Enterprise

All units \$ 2.39/HCF
Sewer charges for residences is capped at 120 HCF.

Commercial Sewer Rates:

All units \$ 3.11/HCF

Wilbraham receives wholesale water from the MWRA and wastewater services from the City of Springfield.

Wilmington (S)**Residential Water Rates:**

Last revised: October 21, 1997
Fund: Special Revenue

All units \$ 2.29/HCF

Billing Frequency: Quarterly

Annual cost per 120 HCF (≈ 90,000 gallons):

| | |
|-----------------------------|-----------|
| Water | \$ 274.80 |
| Sewer | \$ 295.20 |
| Combined | \$ 570.00 |
| Percentage change from 1998 | 0.0% |

Commercial Water Rates:

Same as residential

Elderly and/or Lower Income Discounts: No

Residential Sewer Rates:

Last adjusted: October 21, 1997
Fund: General

All units \$ 2.46/HCF
Based on 100% of water usage.

Commercial Sewer Rates:

Same as residential

Only 13% of Wilmington's census population is sewered.

Winchester (S/partial W)**Residential Water Rates:**

Last adjusted: July 1, 1994
Fund: Enterprise

| | |
|------------------|-------------|
| First 1,500 CF | \$ 0.53/HCF |
| 1,600 - 4,500 CF | \$ 1.97 " |
| Over 4,500 CF | \$ 3.22 " |

Billing Frequency: Quarterly

Annual cost per 120 HCF (≈ 90,000 gallons):

| | |
|-----------------------------|-----------|
| Water | \$ 150.00 |
| Sewer | \$ 231.60 |
| Combined | \$ 381.60 |
| Percentage change from 1998 | 0.0% |

Commercial Water Rates:

| | |
|----------------|-------------|
| First 7,500 CF | \$ 2.33/HCF |
| Over 7,500 CF | \$ 2.80 " |

Elderly and/or Lower Income Discounts: Yes

Residential Sewer Rates:

Last adjusted: July 1, 1994
Fund: Enterprise

| | |
|------------------|-------------|
| First 1,500 CF | \$ 0.81/HCF |
| 1,500 - 4,500 CF | \$ 3.05 " |
| Over 4,500 CF | \$ 4.98 " |

Based on 100% of water usage.

Commercial Sewer Rates:

| | |
|----------------|-------------|
| First 7,500 CF | \$ 3.23/HCF |
| Over 7,500 CF | \$ 3.87 " |

Winchester utilizes the debt service exclusion as provided for under General Law 59 Section 21C(n).

Winthrop (W/S)**Residential Water Rates:**

Last adjusted: July 1, 1998
Fund: Enterprise

| | |
|-----------|-------------|
| All units | \$ 2.55/HCF |
|-----------|-------------|

Billing Frequency: Quarterly

Annual cost per 120 HCF (≈ 90,000 gallons):

| | |
|-----------------------------|-----------|
| Water | \$ 306.00 |
| Sewer | \$ 556.80 |
| Combined | \$ 862.80 |
| Percentage change from 1998 | 0.0% |

Commercial Water Rates:

Same as residential

Elderly and/or Lower Income Discounts: No

Residential Sewer Rates:

Last adjusted: July 1, 1998
Fund: Enterprise

| | |
|-----------|-------------|
| All units | \$ 4.64/HCF |
|-----------|-------------|

Based on 100% of water usage.

Commercial Sewer Rates:

Same as residential

Woburn (partial W/S)**Residential Water Rates:**

Last adjusted: July, 1996
Fund: Enterprise

Flat rate of \$136.00 per year

Billing Frequency: Semi-annual

Annual cost per 120 HCF (\approx 90,000 gallons):

| | |
|-----------------------------|-----------|
| Water | \$ 136.00 |
| Sewer | \$ 234.00 |
| Combined | \$ 370.00 |
| Percentage change from 1998 | 0.0% |

Commercial Water Rates:

All units \$2.77/HCF

Elderly and/or Lower Income Discounts: Yes, 20% on water, and 60% for sewer.

Residential Sewer Rates:

Last adjusted: July, 1996
Fund: Enterprise

Flat rate of \$234.00 per year

Commercial Sewer Rates:

304% of water charges

Worcester (partial W)**Residential Water Rates:**

Last adjusted: July 1, 1996
Fund: Enterprise

All units \$ 1.89/HCF

Billing Frequency: Quarterly

Annual cost per 120 HCF (\approx 90,000 gallons):

| | |
|-----------------------------|-----------|
| Water | \$ 226.80 |
| Sewer | \$ 158.40 |
| Combined | \$ 385.20 |
| Percentage change from 1998 | 0.0% |

Commercial Water Rates:

Same as residential

Elderly and/or Lower Income Discounts: Yes, \$2.50 per each 3-month bill shall be exempted for eligible residents age 65 and over.

Residential Sewer Rates:

Last adjusted: July 1, 1996
Fund: Enterprise

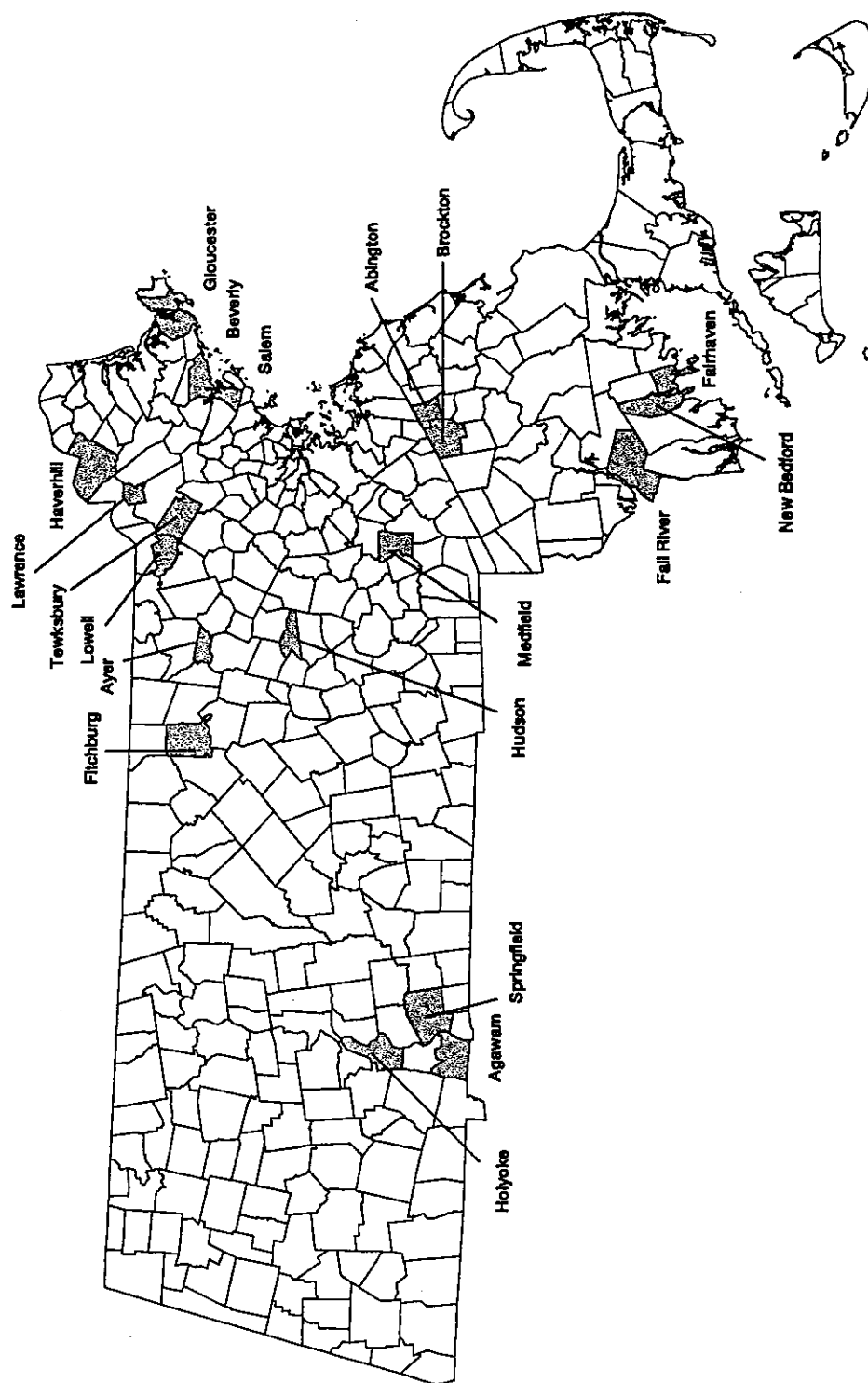
All units \$ 1.65/HCF
Based on 80% of water usage.

(For meters 1" and larger, sewer usage is based on 100% of water usage.)

Commercial Sewer Rates:

See note above

SELECTED NON-MWRA MASSACHUSETTS COMMUNITIES 1999 WATER AND SEWER CHARGES

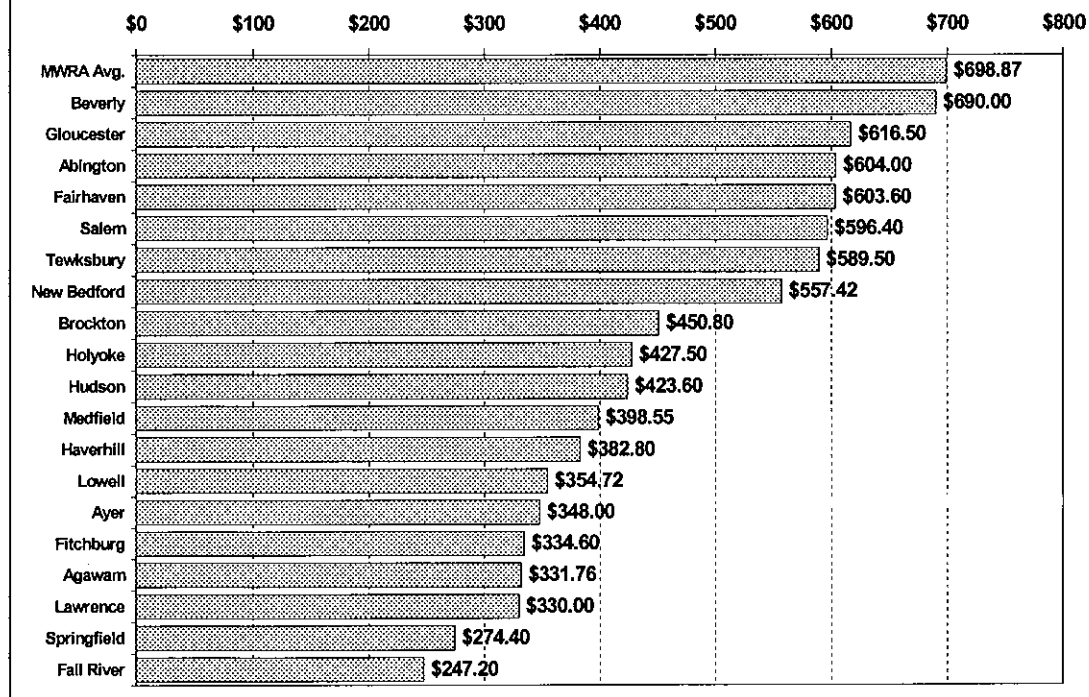


**COMPARATIVE ANNUAL RESIDENTIAL WATER AND SEWER CHARGES FOR
SELECTED NON-MWRA COMMUNITIES IN MASSACHUSETTS
1999**

| | Water | Sewer | Combined | Percentage Change |
|--------------------|----------|----------|----------|----------------------|
| Abington | \$306.00 | \$298.00 | \$604.00 | 1.0% |
| Agawam | 151.40 | 180.36 | 331.76 | 0.0% |
| Ayer | 108.00 | 240.00 | 348.00 | 0.0% |
| Beverly | 199.20 | 490.80 | 690.00 | 0.0% |
| Brockton | 227.00 | 223.80 | 450.80 | 2.0% |
| Fairhaven | 201.60 | 402.00 | 603.60 | 0.2% |
| Fall River | 69.60 | 177.60 | 247.20 | 0.0% |
| Fitchburg | 236.00 | 98.60 | 334.60 | 0.0% |
| Gloucester | 291.60 | 324.90 | 616.50 | -5.3% |
| Haverhill | 177.60 | 205.20 | 382.80 | 0.0% |
| Holyoke | 252.00 | 175.50 | 427.50 | 0.0% |
| Hudson | 240.00 | 183.60 | 423.60 | 5.7% |
| Lawrence | 162.00 | 168.00 | 330.00 | 0.0% |
| Lowell | 142.80 | 211.92 | 354.72 | 9.8% |
| Medfield | 148.80 | 249.75 | 398.55 | 0.0% |
| New Bedford | 133.42 | 424.00 | 557.42 | -5.2% |
| Salem | 193.20 | 403.20 | 596.40 | 0.0% |
| Springfield | 118.80 | 155.60 | 274.40 | 0.0% |
| Tewksbury | 337.50 | 252.00 | 589.50 | 0.0% |

Water and sewer charges based on an annual water consumption of 12,000 cubic feet (approximately 90,000 gallons).

**COMPARATIVE CHART OF RESIDENTIAL COMBINED
WATER AND SEWER CHARGES - 1999**



Abington

Residential Water Rates:

Last adjusted: June, 1999
Fund: Enterprise

| | |
|-----------------------|-------------|
| Base charge per bill | \$10.00 |
| Meter rental per bill | \$ 2.00 |
| All units | \$ 2.15/HCF |

Billing Frequency: Quarterly

Annual cost per 120 HCF (\approx 90,000 gallons):

| | |
|-----------------------------|-----------|
| Water | \$ 306.00 |
| Sewer | \$ 298.00 |
| Combined | \$ 604.00 |
| Percentage change from 1998 | 1.0% |

Commercial Water Rates:

n/a

Elderly and/or Lower Income Discounts: n/a

Residential Sewer Rates:

Last adjusted: October 1, 1998
Fund: n/a

| | |
|----------------------|-------------|
| Base charge per bill | \$10.00 |
| All units | \$ 2.15/HCF |

Based on 100% of water usage.

Commercial Sewer Rates:

n/a

The \$2 meter charge for water is now charged on a quarterly basis.

Agawam

Residential Water Rates:

Last adjusted: January 1, 1991
Fund: Enterprise

| | |
|-----------------------|-------------|
| Annual service charge | \$ 29.00 |
| All units | \$ 1.02/HCF |

Billing Frequency: Semi-annual

Annual cost per 120 HCF (\approx 90,000 gallons):

| | |
|-----------------------------|-----------|
| Water | \$ 151.40 |
| Sewer | \$ 180.36 |
| Combined | \$ 331.76 |
| Percentage change from 1998 | 0.0% |

Commercial Water Rates:

Same as residential

Elderly and/or Lower Income Discounts: Yes

Residential Sewer Rates:

Last adjusted: May 1, 1990
Fund: Special Revenue

Base charge per bill includes:

| | |
|----------------|-------------|
| First 1,000 CF | \$16.70 |
| Over 1,000 CF | \$ 1.67/HCF |

Based on 90% of water usage.

Commercial Sewer Rates:

Same as residential, except sewer usage is based on 100% of water usage.

Ayer**Residential Water Rates:**

Last adjusted: November, 1995
Fund: General

| | |
|----------------|-------------|
| Minimum Charge | \$10.00 |
| First 100/HCF | \$ 0.90/HCF |
| Over 100/HCF | \$ 1.60/HCF |

Billing Frequency: Semi-annual

Annual cost per 120 HCF (\approx 90,000 gallons):

| | |
|-----------------------------|-----------|
| Water | \$ 108.00 |
| Sewer | \$ 240.00 |
| Combined | \$ 348.00 |
| Percentage change from 1998 | 0.0% |

Commercial Water Rates:

Same as residential

Elderly and/or Lower Income Discounts: n/a

Residential Sewer Rates:

Last adjusted: January 1, 1993
Fund: General

| | |
|----------------|-------------|
| Minimum Charge | \$10.00 |
| All units | \$ 2.00/HCF |

Based on 100% of water usage.

Commercial Sewer Rates:

Same as residential

Beverly**Residential Water Rates:**

Last adjusted: July 1, 1997
Fund: General

| | |
|-----------|-------------|
| All units | \$ 1.66/HCF |
|-----------|-------------|

Billing Frequency: Quarterly

Annual cost per 120 HCF (\approx 90,000 gallons):

| | |
|-----------------------------|-----------|
| Water | \$ 199.20 |
| Sewer | \$ 490.80 |
| Combined | \$ 690.00 |
| Percentage change from 1998 | 0.0% |

Commercial Water Rates:

Same as residential

Elderly and/or Lower Income Discounts: No

Residential Sewer Rates:

Last adjusted: July 1, 1997
Fund: General

| | |
|-----------|-------------|
| All units | \$ 4.09/HCF |
|-----------|-------------|

Based on 100% of water usage.

Commercial Sewer Rates:

Same as residential

Brockton

Residential Water Rates:

Last adjusted: July 1, 1999
Fund: Enterprise

| | |
|-------------------------|-------------|
| First 2,500 CF | \$ 1.80/HCF |
| 2,501 - 5,000 CF | \$ 2.35 " |
| 5,001 - 10,000 CF | \$ 2.45 " |
| 10,001 - 25,000 CF | \$ 2.55 " |
| 25,001 - 875,000 CF | \$ 2.60 " |
| Greater than 875,001 CF | \$ 2.60 " |

Residential Sewer Rates:

Last adjusted: July 1, 1999
Fund: Enterprise

| | |
|-------------------------------|-------------|
| First 2,500 CF | \$ 1.79/HCF |
| 2,501 - 5,000 CF | \$ 2.24 " |
| 5,001 - 10,000 CF | \$ 2.63 " |
| 10,001 - 25,000 CF | \$ 3.01 " |
| 25,001 - 875,000 CF | \$ 3.28 " |
| Greater than 875,001 CF | \$ 3.80 " |
| Based on 100% of water usage. | |

Billing Frequency: Semi-annual readings, quarterly payments

Annual cost per 120 HCF (\approx 90,000 gallons):

| | |
|-----------------------------|-----------|
| Water | \$ 227.00 |
| Sewer | \$ 223.00 |
| Combined | \$ 450.80 |
| Percentage change from 1998 | 2.0% |

Commercial Water Rates:

Same as residential

Elderly and/or Lower Income Discounts: No

Commercial Sewer Rates:

Same as residential

Fairhaven

Residential Water Rates:

Last adjusted: July 1, 1990
Fund: Enterprise

| | |
|-----------|-------------|
| All units | \$ 1.68/HCF |
|-----------|-------------|

Residential Sewer Rates:

Last adjusted: April 1, 1999
Fund: Enterprise

| | |
|-------------------------------|-------------|
| All units | \$ 3.35/HCF |
| Based on 100% of water usage. | |

Billing Frequency: Semi-annual residential, Quarterly commercial

Annual cost per 120 HCF (\approx 90,000 gallons):

| | |
|-----------------------------|-----------|
| Water | \$ 201.60 |
| Sewer | \$ 402.00 |
| Combined | \$ 603.60 |
| Percentage change from 1998 | 0.2% |

Commercial Water Rates:

Same as residential

Elderly and/or Lower Income Discounts: No

Commercial Sewer Rates:

Same as residential

Fall River

Residential Water Rates:

Last adjusted: September 18, 1997
Fund: General

All units \$ 0.58/HCF

Billing Frequency: Quarterly

Annual cost per 120 HCF (≈ 90,000 gallons):

Water
Sewer
Combined
Percentage change from 1998

Residential Sewer Rates:

Last adjusted: August 28, 1998
Fund: Enterprise

All units \$ 1.48/HCF
Based on 100% of water usage.

\$ 69.60
\$ 177.60
\$ 247.20
0.0%

Commercial Water Rates:

All units \$ 0.58/HCF

Commercial Sewer Rates:

First 1,250 HCF \$1.48/HCF
Balance \$0.68/HCF
Based on 100% of water usage.

Elderly and/or Lower Income Discounts: n/a

Fitchburg

Residential Water Rates:

Last adjusted: January 1, 1996
Fund: Enterprise

Base charge per bill includes:

First 500 CF \$10.00
Over 500 CF \$ 1.96/HCF

Billing Frequency: Quarterly

Annual cost per 120 HCF (≈ 90,000 gallons):

Water
Sewer
Combined
Percentage change from 1998

Residential Sewer Rates:

Last adjusted: 1985
Fund: General

Base charge per bill includes:

First 1,300 CF \$ 10.20
Over 1,300 CF \$ 0.85
Based on 100% of water usage.

\$ 236.00
\$ 98.60
\$ 334.60
0.0%

Commercial Water Rates:

Same as residential

Commercial Sewer Rates:

Same as residential

Elderly and/or Lower Income Discounts: No

Gloucester

Residential Water Rates:

Last adjusted: August 10, 1999
Fund: Special Revenue

All units \$ 3.24/000 gals.

Billing Frequency: Quarterly

Annual cost per 120 HCF (\approx 90,000 gallons):

Water

Sewer

Combined

Percentage change from 1998

Residential Sewer Rates:

Last adjusted: August 10, 1999
Fund: Special Revenue

All units \$ 3.61/000 gals.
Based on 100% of water usage.

\$ 291.60

\$ 324.90

\$ 616.50

-5.3%

Commercial Water Rates:

Same as residential

Elderly and/or Lower Income Discounts: n/a

Commercial Sewer Rates:

Same as residential

Haverhill

Residential Water Rates:

Last adjusted: October 4, 1994
Fund: Enterprise

All units \$ 1.48/HCF

Billing Frequency: Semi-annual

Annual cost per 120 HCF (\approx 90,000 gallons):

Water

Sewer

Combined

Percentage change from 1998

Residential Sewer Rates:

Last adjusted: October 4, 1994
Fund: Enterprise

All units \$ 1.71/HCF
Based on 100% of water usage.

\$ 177.60

\$ 205.20

\$ 382.80

0.0%

Commercial Water Rates:

Same as residential

Elderly and/or Lower Income Discounts: No

Commercial Sewer Rates:

Same as residential

Holyoke

Residential Water Rates:

Last adjusted: January, 1999
Fund: Enterprise

First 10,000 gallons \$ 28.00
Over 10,000 gallons \$ 2.80/000 gals.

Billing Frequency: Quarterly

Annual cost per 120 HCF (\approx 90,000 gallons):

| | |
|-----------------------------|-----------|
| Water | \$ 252.00 |
| Sewer | \$ 175.50 |
| Combined | \$ 427.50 |
| Percentage change from 1998 | 0.0% |

Commercial Water Rates:

Same as residential

Elderly and/or Lower Income Discounts: n/a

Residential Sewer Rates:

Last adjusted: July, 1990
Fund: Enterprise

All units \$ 1.95/000 gals.
Based on 100% water usage.

Commercial Sewer Rates:

Five entities are provided with a commercial rate.

Hudson

Residential Water Rates:

Last adjusted: June, 1999
Fund: General

All units \$ 2.00/HCF

Billing Frequency: Quarterly

Annual cost per 120 HCF (\approx 90,000 gallons):

| | |
|-----------------------------|-----------|
| Water | \$ 240.00 |
| Sewer | \$ 183.60 |
| Combined | \$ 423.60 |
| Percentage change from 1998 | 5.7% |

Commercial Water Rates:

Same as residential

Elderly and/or Lower Income Discounts: No

Residential Sewer Rates:

Last adjusted: June, 1999
Fund: General

All units \$ 1.53/HCF
Based on 100% of water usage.

Commercial Sewer Rates:

Same as residential

Lawrence

Residential Water Rates:

Last adjusted: 1988
Fund: General

All units \$ 1.35/HCF

Billing Frequency: Quarterly

Annual cost per 120 HCF (≈ 90,000 gallons):

| | |
|-----------------------------|-----------|
| Water | \$ 162.00 |
| Sewer | \$ 168.00 |
| Combined | \$ 330.00 |
| Percentage change from 1998 | 0.0% |

Commercial Water Rates:

Same as residential

Elderly and/or Lower Income Discounts: n/a

Residential Sewer Rates:

Last adjusted: 1993
Fund: General

| | |
|----------------|-------------|
| 1 - 57,500 CF | \$ 1.40/HCF |
| Over 57,500 CF | \$ 2.64 " |

Based on 100% of water usage.

Commercial Sewer Rates:

Same as residential

Lowell

Residential Water Rates:

Last adjusted: April 1, 1999
Fund: General

| | |
|--------------|--------------|
| First 50 HCF | \$ 1.190/HCF |
| 51-100 HCF | \$ 1.346 " |
| 101-200 HCF | \$ 1.373 " |
| 201-500 HCF | \$ 1.400 " |
| Over 500 HCF | \$ 1.415 " |

Billing Frequency: Quarterly

Annual cost per 120 HCF (≈ 90,000 gallons):

| | |
|-----------------------------|-----------|
| Water | \$ 142.80 |
| Sewer | \$ 211.92 |
| Combined | \$ 354.72 |
| Percentage change from 1998 | 9.8% |

Commercial Water Rates:

Same as residential

Elderly and/or Lower Income Discounts: Yes for both water and sewer.

Residential Sewer Rates:

Last adjusted: April 1, 1999
Fund: Enterprise

| | |
|--------------|--------------|
| First 50 HCF | \$ 1.766/HCF |
| 51-100 HCF | \$ 1.909 " |
| 101-200 HCF | \$ 1.947 " |
| 201-500 HCF | \$ 1.988 " |
| Over 500 HCF | \$ 2.027 " |

Based on 100% of water usage.

Commercial Sewer Rates:

Same as residential

Medfield

Residential Water Rates:

Last adjusted: October 1, 1993
Fund: Enterprise

| | |
|----------------------------|-------------------|
| Minimum Bill (10,000 gals) | \$15.00 |
| 0 - 35,000 gals. | \$ 1.44/000 gals. |
| 35,001 - 70,000 gals. | \$ 2.40 " |
| Over 70,001 gals. | \$ 3.30 " |

Billing Frequency: Semi-annual

Annual cost per 120 HCF (\approx 90,000 gallons):

| | |
|-----------------------------|-----------|
| Water | \$ 148.80 |
| Sewer | \$ 249.75 |
| Combined | \$ 398.55 |
| Percentage change from 1998 | 0.0% |

Commercial Water Rates:

Same as residential

Elderly and/or Lower Income Discounts: n/a

Residential Sewer Rates:

Last adjusted: April 1, 1991
Fund: Enterprise

| | |
|------------------------------|-------------------|
| Minimum Bill | \$29.60 |
| All units | \$ 3.70/000 gals. |
| Based on 75% of water usage. | |

Commercial Sewer Rates:

Same as residential - based on 100% of water usage.

New Bedford

Residential Water Rates:

Last adjusted: July 1, 1990
Fund: General

| | |
|---------------------------|-------------|
| Base charge per year | \$ 26.17 |
| Meter rental fee per year | \$ 5.25 |
| All units | \$ 0.85/HCF |

Billing Frequency: Quarterly

Annual cost per 120 HCF (\approx 90,000 gallons):

| | |
|-----------------------------|-----------|
| Water | \$ 133.42 |
| Sewer | \$ 424.00 |
| Combined | \$ 557.42 |
| Percentage change from 1998 | -5.2% |

Commercial Water Rates:

Same as residential

Elderly and/or Lower Income Discounts: n/a

Residential Sewer Rates:

Last adjusted: August 1, 1999
Fund: Special Revenue

| | |
|-------------------------------|-------------|
| Base charge per year | \$ 70.00 |
| All units | \$ 2.95/HCF |
| Based on 100% of water usage. | |

Commercial Sewer Rates:

Same as residential

Salem

Residential Water Rates:

Last adjusted: July, 1998
Fund: Enterprise

Minimum bill - 5/8" meter \$ 16.10
All units \$ 1.61/HCF

Billing Frequency: Quarterly

Annual cost per 120 HCF (\approx 90,000 gallons):

| | |
|-----------------------------|-----------|
| Water | \$ 193.20 |
| Sewer | \$ 403.20 |
| Combined | \$ 596.40 |
| Percentage change from 1998 | 0.0% |

Commercial Water Rates:

\$2.19/HCF

Elderly and/or Lower Income Discounts: n/a

Residential Sewer Rates:

Last adjusted: July, 1998
Fund: Enterprise

All units \$ 3.36/HCF
Based on 100% of water usage.

Commercial Sewer Rates:

\$5.09 up to 25,000 CF per month
\$6.25 over 25,001 CF per month

Springfield

Residential Water Rates:

Last adjusted: January 1, 1991
Fund: Enterprise

Minimum bill - 5/8" meter \$15.00
All units \$ 0.99/HCF

Billing Frequency: Quarterly

Annual cost per 120 HCF (\approx 90,000 gallons):

| | |
|-----------------------------|-----------|
| Water | \$ 118.80 |
| Sewer | \$ 155.60 |
| Combined | \$ 274.40 |
| Percentage change from 1998 | 0.0% |

Commercial Water Rates:

\$.36/HCF (Industrial Users Only)

Elderly and/or Lower Income Discounts: Yes. \$7.50 elderly discount per quarter for water.

Residential Sewer Rates:

Last adjusted: January 1, 1996
Fund: Special Revenue

Base charge \$ 2.00
All units \$ 1.23/HCF
Based on 100% water usage.

Commercial Sewer Rates:

\$1.353/HCF

Tewksbury

Residential Water Rates:

Last adjusted: July 1, 1992
Fund: General

First 150,000 gals/year \$ 3.75/000 gals.
Over 150,000 gals/year \$ 4.50 "

Billing Frequency: Residential and small Commercial semi-annual, large Commercial quarterly

Annual cost per 120 HCF (≈ 90,000 gallons):

| | |
|-----------------------------|-----------|
| Water | \$ 337.50 |
| Sewer | \$ 252.00 |
| Combined | \$ 589.50 |
| Percentage change from 1998 | 0.0% |

Commercial Water Rates:

Same as residential

Elderly and/or Lower Income Discounts: No

Residential Sewer Rates:

Last adjusted: July 1, 1992
Fund: General

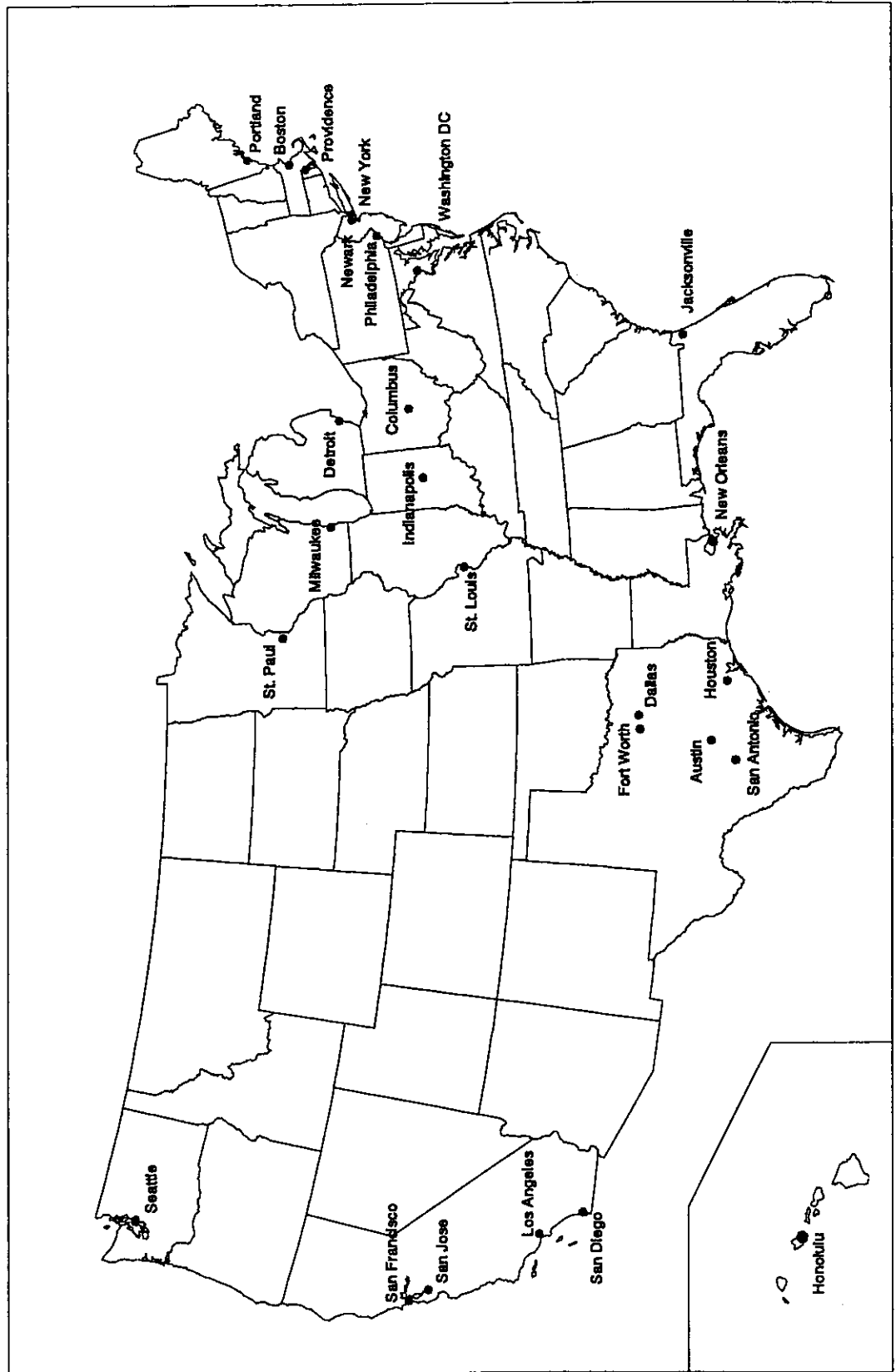
All units \$ 2.80/000 gals.
Based on 100% water usage.

Commercial Sewer Rates:

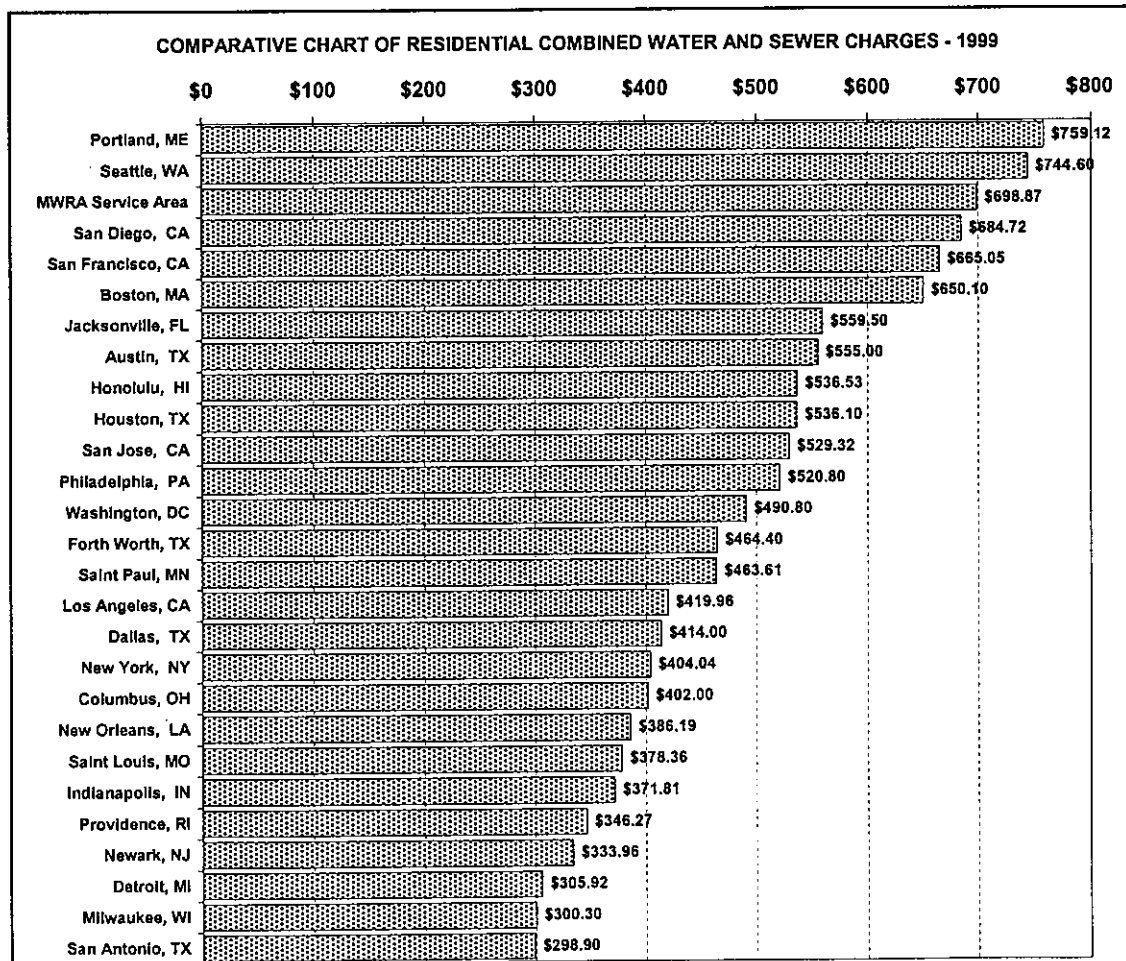
Same as residential

Only 30% of Tewksbury is sewered.

COMPARATIVE RESIDENTIAL 1999 WATER AND SEWER CHARGES FOR U.S. CITIES



| COMPARATIVE ANNUAL RESIDENTIAL WATER & SEWER CHARGES FOR MAJOR UNITED STATES CITIES 1999 | | | | |
|---|-----------------|-----------------|-----------------|-------------|
| | Water | Sewer | Combined | Change |
| Austin, TX | \$216.42 | \$338.58 | \$555.00 | 6.3% |
| Boston, MA | 239.09 | 411.01 | 650.10 | 0.0% |
| Columbus, OH | 173.40 | 228.60 | 402.00 | -0.2% |
| Dallas, TX | 158.58 | 255.42 | 414.00 | 0.0% |
| Detroit, MI | 116.64 | 189.28 | 305.92 | 5.1% |
| Forth Worth, TX | 219.60 | 244.80 | 464.40 | 7.9% |
| Honolulu, HI | 181.50 | 355.03 | 536.53 | 0.0% |
| Houston, TX | 259.80 | 276.30 | 536.10 | 0.0% |
| Indianapolis, IN | 245.40 | 126.41 | 371.81 | 3.2% |
| Jacksonville, FL | 188.10 | 371.40 | 559.50 | 0.0% |
| Los Angeles, CA | 197.58 | 222.38 | 419.96 | -3.2% |
| Milwaukee, WI | 152.20 | 148.10 | 300.30 | -2.3% |
| MWRA Service Area | 258.86 | 440.02 | 698.87 | 3.7% |
| New Orleans, LA | 222.60 | 163.59 | 386.19 | 0.0% |
| New York, NY | 156.00 | 248.04 | 404.04 | 4.0% |
| Newark, NJ | 161.16 | 172.80 | 333.96 | 0.0% |
| Philadelphia, PA | 178.20 | 342.60 | 520.80 | 0.0% |
| Portland, ME | 280.32 | 478.80 | 759.12 | -2.1% |
| Providence, RI | 200.04 | 146.23 | 346.27 | 0.0% |
| Saint Louis, MO | 182.64 | 195.72 | 378.36 | 0.0% |
| Saint Paul, MN | 173.21 | 290.40 | 463.61 | 1.0% |
| San Antonio, TX | 120.90 | 178.00 | 298.90 | 0.0% |
| San Diego, CA | 288.12 | 396.60 | 684.72 | 6.4% |
| San Francisco, CA | 192.00 | 473.05 | 665.05 | 0.0% |
| San Jose, CA | 254.40 | 274.92 | 529.32 | 1.9% |
| Seattle, WA | 250.20 | 494.40 | 744.60 | 3.5% |
| Washington, DC | 165.60 | 325.20 | 490.80 | 0.0% |
| AVERAGE | \$201.21 | \$288.43 | \$489.64 | 1.4% |
| Water and sewer charges are based on an annual water consumption of 12,000 cubic feet (approximately 90,000 gallons). | | | | |



Austin, Texas

Residential Water Rates:

Last adjusted: November 1, 1998
Fund: Enterprise

| | |
|--------------------------|-------------------|
| Base charge (5/8" meter) | \$ 3.90 |
| 0 - 2,900 gals. | \$ 1.30/000 gals. |
| 2,901 - 6,900 gals. | \$ 2.13 " |
| 6,901 - 14,900 gals. | \$ 2.93 " |
| Over 14,900 gals. | \$ 4.25 " |

Residential Sewer Rates:

Last adjusted: November 1, 1998
Fund: Enterprise

| | |
|----------------------------------|-------------------|
| Base charge per bill (per month) | \$ 3.90 |
| First 2000 gallons | \$ 1.79/000 gals. |
| Over 2000 gallons | \$ 3.77/" |
| Based on winter average | |

Billing Frequency: Monthly

Annual cost per 120 HCF (\approx 90,000 gallons):

| | |
|-----------------------------|-----------|
| Water | \$ 216.42 |
| Sewer | \$ 338.58 |
| Combined | \$ 555.00 |
| Percentage change from 1998 | 6.3% |

Columbus, Ohio

Residential Water Rates:

Last adjusted: January 1, 1999
Fund: Enterprise

| | |
|-------------------------|--------------|
| Base charge per bill | \$ 3.16 |
| First 1,500 CF/month | \$ 1.212/HCF |
| Next 23,500 CF/month | \$ 1.046 " |
| Next 175,000 CF/month | \$ 0.811 " |
| Next 800,000 CF/month | \$ 0.774 " |
| Next 1,000,000 CF/month | \$ 0.693 " |
| balance/month | \$ 0.682 " |

Billing Frequency: Quarterly

Annual cost per 120 HCF (\approx 90,000 gallons):

| | |
|-----------------------------|-----------|
| Water | \$ 173.40 |
| Sewer | \$ 228.60 |
| Combined | \$ 402.00 |
| Percentage change from 1998 | -0.2% |

Residential Sewer Rates:

Last adjusted: January 1, 1999
Fund: Enterprise

| | |
|-------------------------------|--------------|
| Base charge per bill | \$ 5.52 |
| All units | \$ 1.721/HCF |
| Based on 100% of water usage. | |

Dallas, Texas

Residential Water Rates:

Last adjusted: October 1, 1998
Fund: Enterprise

| | |
|-------------------------------|-------------------|
| Base charge/bill (5/8" meter) | \$ 2.45 |
| First 4,000 gals. | \$ 1.09/000 gals. |
| 4,001 - 10,000 gals. | \$ 1.83 " |
| Over 10,000 | \$ 2.39 " |

Billing Frequency: Monthly

Annual cost per 120 HCF (\approx 90,000 gallons):

| | |
|-----------------------------|-----------|
| Water | \$ 158.58 |
| Sewer | \$ 255.42 |
| Combined | \$ 414.00 |
| Percentage change from 1998 | 0.0% |

Residential Sewer Rates:

Last adjusted: October 1, 1998
Fund: Enterprise

| | |
|------------------|-------------------|
| Base charge/bill | \$ 2.50 |
| All units | \$ 2.89/000 gals. |

Based on the annually adjusted average water consumed during the winter months of December, January, February and March. 40,000 gallon maximum or actual consumption rate per month, whichever is less. Winter monthly average consumption for prior year: 6,500 gallons.

Detroit, Michigan

Residential Water Rates:

Last adjusted: August 1, 1998
Fund: Enterprise

| | |
|-----------------------------|--------------|
| Monthly charge (5/8" meter) | \$ 1.65 |
| First 3,000 CF | \$ 0.807/HCF |
| Next 30,000 CF | \$ 0.736" |
| Over 33,000 CF | \$ 0.663 " |

Billing Frequency: Quarterly

Annual cost per 120 HCF (\approx 90,000 gallons):

| | |
|-----------------------------|-----------|
| Water | \$ 116.64 |
| Sewer | \$ 189.28 |
| Combined | \$ 305.92 |
| Percentage change from 1998 | 5.1% |

Residential Sewer Rates:

Last adjusted: August 1, 1998
Fund: Enterprise

| | |
|----------------------------------|--------------|
| Base charge/bill | \$ 4.99 |
| Drainage chg. (5/8" meter)/month | \$ 4.27 |
| All units | \$ 0.984/HCF |

Based on 100% of water usage.

Fort Worth, Texas

Residential Water Rates:

Last adjusted: January 1, 1999
Fund: Enterprise

| | |
|-------------------------------|-------------|
| Base charge/bill (5/8" meter) | \$ 3.50 |
| First 4,000 CF | \$ 1.48/HCF |
| Over 4,000 CF | \$ 1.69 " |

Billing Frequency: Monthly

Annual cost per 120 HCF (\approx 90,000 gallons):

| | |
|-----------------------------|-----------|
| Water | \$ 219.60 |
| Sewer | \$ 244.80 |
| Combined | \$ 464.40 |
| Percentage change from 1998 | 7.9% |

Residential Sewer Rates:

Last adjusted: January 1, 1999
Fund: Enterprise

| | |
|----------------------|-------------|
| Base charge per bill | \$ 4.50 |
| All units | \$ 1.59/HCF |

Based on individual customer's average monthly usage during the preceding months of December, January and February. In no event shall the volume used to compute this monthly charge exceed 1,500 cubic feet.

Honolulu, Hawaii

Residential Water Rates:

Last adjusted: July 1, 1995
Fund: Enterprise

| | |
|----------------------------|-------------------|
| Base charge per bill | \$ 3.70 |
| First 13,000 gals/month | \$ 1.77/000 gals. |
| 13,001 - 30,000 gals/month | \$ 2.12 " |
| Over 30,000 gals/month | \$ 3.18 " |

Billing Frequency: Bi-monthly

Annual cost per 120 HCF (\approx 90,000 gallons):

| | |
|-----------------------------|-----------|
| Water | \$ 181.50 |
| Sewer | \$ 355.03 |
| Combined | \$ 536.53 |
| Percentage change from 1998 | 0.0% |

Residential Sewer Rates:

Last adjusted: July 1, 1993
Fund: Enterprise

| | |
|---------------------------------|-------------------|
| Base charge per month includes: | |
| First 2,000 gals/month | \$24.85 |
| Over 2,000 gals/month | \$ 1.05/000 gals. |

Based on 82% of water usage after first 2,000 gals/month.

Houston, Texas

Residential Water Rates:

Last adjusted: March 30, 1993
Fund: Enterprise

Base charge/bill (5/8" meter)

| | |
|----------------------|---------|
| 0 - 3,000 gals/month | \$ 2.95 |
| at 4,000 gals/month | \$12.82 |
| at 5,000 gals/month | \$15.13 |
| at 6,000 gals/month | \$18.11 |

| | |
|---------------------------|-------------------|
| 6,000 - 12,000 gals/month | \$ 2.36/000 gals. |
| Over 12,000 gals/month | \$ 4.30/000 gals. |

Billing Frequency: Monthly

Annual cost per 120 HCF (≈ 90,000 gallons):

| | |
|-----------------------------|-----------|
| Water | \$ 259.80 |
| Sewer | \$ 276.30 |
| Combined | \$ 536.10 |
| Percentage change from 1998 | 0.0% |

Residential Sewer Rates:

Effective: March 30, 1993
Fund: Enterprise

Base charge per bill includes:

| | |
|----------------------|----------|
| 0 - 3,000 gals/month | \$ 5.55 |
| at 4,000 gals/month | \$ 11.80 |
| at 5,000 gals/month | \$ 14.75 |
| at 6,000 gals/month | \$ 18.42 |

| | |
|-----------------------|-------------------|
| Over 6,000 gals/month | \$ 3.07/000 gals. |
|-----------------------|-------------------|

Indianapolis, Indiana

Residential Water Rates:

Last adjusted: April 8, 1999
Fund: n/a

| | |
|-------------------------------|-------------|
| Base charge/bill (5/8" meter) | \$ 7.55 |
| First 1,500 CF | \$ 1.29/HCF |
| Next 18,500 CF | \$ 1.26 " |
| Next 80,000 CF | \$ 1.19 " |
| Next 400,000 CF | \$ 0.81 " |
| Over 500,000 CF | \$ 0.58 " |

Billing Frequency: Monthly

Annual cost per 120 HCF (≈ 90,000 gallons):

| | |
|-----------------------------|-----------|
| Water | \$ 245.40 |
| Sewer | \$ 126.41 |
| Combined | \$ 371.81 |
| Percentage change from 1998 | 3.2% |

Residential Sewer Rates:

Last adjusted: April 8, 1998
Fund: n/a

| | |
|--|-----------------|
| Base charge per bill | \$ 2.03 |
| All units | \$ 0.850425/HCF |
| Based on individual customer's average water usage during the preceding months of October through April. | |

Jacksonville, Florida

Residential Water Rates:

Last adjusted: May, 1996
Fund: Enterprise

| | |
|-------------------------------|-------------|
| Base charge/bill (5/8" meter) | \$ 8.45 |
| 1-15 HCF | \$ 0.58/HCF |
| 16 - 30 HCF | \$ 0.73 " |
| Over 30 HCF | \$ 0.96 " |

Billing Frequency: Monthly

Annual cost per 120 HCF (\approx 90,000 gallons):

| | |
|-----------------------------|-----------|
| Water | \$ 188.10 |
| Sewer | \$ 371.40 |
| Combined | \$ 559.50 |
| Percentage change from 1998 | 0.0% |

Residential Sewer Rates:

Last adjusted: May, 1996
Fund: Enterprise

| | |
|-------------------------------|-------------|
| Base charge/bill (5/8" meter) | \$ 3.40 |
| All units | \$ 2.90/HCF |

Residential sewer charges are based on actual water usage up to a maximum of 3,000 CF per month for October through March. April through September sewer charges are based on 90% of actual water usage.

A 10% Public Service Tax on water charges is included.

Los Angeles, California

Residential Water Rates:

Last adjusted: July 1, 1999
Fund: Enterprise

| | |
|---------------------------|-------------|
| November 1 thru May 31 | |
| 0 - 22 HCF (average rate) | \$ 1.65/HCF |
| Over 22 HCF | \$ 2.33 " |

| | |
|---------------------------|-------------|
| June 1 through October 31 | |
| 0 - 28 HCF (average rate) | \$ 1.64/HCF |
| Over 28 HCF | \$ 2.98 " |

Billing Frequency: Bi-monthly

Annual cost per 120 HCF (\approx 90,000 gallons):

| | |
|-----------------------------|-----------|
| Water | \$ 197.58 |
| Sewer | \$ 222.38 |
| Combined | \$ 419.96 |
| Percentage change from 1998 | -3.2% |

Residential Sewer Rates:

Last adjusted: July 1, 1997
Fund: Enterprise

| | |
|--|-------------|
| All units | \$ 2.26/HCF |
| Dry Winter Compensation Factor is 82%. | |

- The Los Angeles Department of Water and Power uses lot size, temperature zone and household size to determine the number of HCF each customer has at the first tier rate.
- The sewer charge per HCF remains unchanged from July 1, 1997 however, the Dry Winter Compensation Factor has changed from 92% to 82%.
- The residential rates are based on the period with the minimum winter water used daily average times the dry winter compensation factor of 82%. Periods after July of each year have the calculated daily volume multiplied by the days in the period times \$2.26/HCF. A 10% Public Service Tax on water charges is included.

Milwaukee, Wisconsin

Residential Water Rates:

Last adjusted: September 13, 1994
Fund: Enterprise

| | |
|-------------------------------|--------------|
| Base charge/bill (3/4" meter) | \$11.35 |
| First 10,000 CF | \$ 0.890/HCF |
| Next 490,000 CF | \$ 0.830 " |
| Next 1,500,000 CF | \$ 0.530 " |
| Over 2,000,000 CF | \$ 0.483 " |

Billing Frequency: Quarterly

Annual cost per 120 HCF (\approx 90,000 gallons):

| | |
|-----------------------------|-----------|
| Water | \$ 152.20 |
| Sewer | \$ 148.10 |
| Combined | \$ 300.30 |
| Percentage change from 1998 | -2.3% |

Commercial Water Rates:

Same as residential

Residential Sewer Rates:

Last adjusted: January 1, 1999
Fund: Enterprise

| | |
|-------------------------------|---------------|
| Service charge per bill | \$ 8.28 |
| All units (Volume Charge) | \$ 0.68/HCF |
| Sewer Maintenance Charge | \$ 0.2782/HCF |
| Based on 100% of water usage. | |

Commercial Sewer Rates:

Same as Residential

New Orleans, Louisiana

Residential Water Rates:

Last adjusted: April 1, 1990
Fund: n/a

| | |
|-------------------------------|-------------------|
| Base charge/bill (5/8" meter) | \$ 3.10 |
| 0 - 20,000 gals. | \$ 2.06/000 gals. |
| 20,000 - 1,000,000 gals. | \$ 1.85 " |
| Over 1,000,000 gals. | \$ 1.42 " |

Billing Frequency: Monthly

Annual cost per 120 HCF (\approx 90,000 gallons):

| | |
|-----------------------------|-----------|
| Water | \$ 222.60 |
| Sewer | \$ 163.59 |
| Combined | \$ 386.19 |
| Percentage change from 1998 | 0.0% |

Residential Sewer Rates:

Last adjusted: January 1, 1986
Fund: n/a

| | |
|------------------------------|-------------------|
| Base charge per bill | \$ 5.60 |
| All units | \$ 1.26/000 gals. |
| Based on 85% of water usage. | |

New York, New York

Residential Water Rates:

Effective: July 1, 1999
Fund: Enterprise

All units \$ 1.30/HCF

Billing Frequency: Quarterly

Annual cost per 120 HCF (≈ 90,000 gallons):

| | |
|-----------------------------|-----------|
| Water | \$ 156.00 |
| Sewer | \$ 248.04 |
| Combined | \$ 404.04 |
| Percentage change from 1998 | 4.0% |

Residential Sewer Rates:

Effective: July 1, 1999
Fund: Enterprise

All units \$ 2.07/HCF
Based on 159% of water usage.

Newark, New Jersey

Residential Water Rates:

Last adjusted: February 1, 1998
Fund: General

Base charge per bill includes:

| | |
|-----------------|--------------|
| First 1,000 CF | \$ 13.43 |
| Next 99,000 CF | \$ 1.343/HCF |
| Next 400,000 CF | \$ 1.199 " |
| Over 500,000 CF | \$ 1.075 " |

Billing Frequency: Quarterly

Annual cost per 120 HCF (≈ 90,000 gallons):

| | |
|-----------------------------|-----------|
| Water | \$ 161.16 |
| Sewer | \$ 172.80 |
| Combined | \$ 333.96 |
| Percentage change from 1998 | 0.0% |

Residential Sewer Rates:

Last adjusted: January 1, 1994
Fund: Enterprise

Base charge per bill includes:

| | |
|----------------|-------------|
| First 2,000 CF | \$ 28.80 |
| Over 2,000 CF | \$ 1.44/HCF |

Based on 100% of water usage.

Philadelphia, Pennsylvania

Residential Water Rates:

Last adjusted: July 1, 1995
Fund: Enterprise

| | |
|-------------------------------|--------------|
| Base charge/bill (5/8" meter) | \$ 2.68 |
| First 2,000 CF | \$ 1.217/HCF |
| Next 98,000 CF | \$ 0.939 " |
| Next 1,900,000 CF | \$ 0.818 " |
| Over 2,000,000 CF | \$ 0.631 " |

Billing Frequency: Monthly

Annual cost per 120 HCF (\approx 90,000 gallons):

| | |
|-----------------------------|-----------|
| Water | \$ 178.20 |
| Sewer | \$ 342.60 |
| Combined | \$ 520.80 |
| Percentage change from 1998 | 0.0% |

Residential Sewer Rates:

Last adjusted: July 1, 1995
Fund: Enterprise

| | |
|--------------------------------|--------------|
| Base charge/bill (5/8 " meter) | \$ 16.06 |
| All units | \$ 1.249/HCF |

Based on 100% of water usage.

Portland, Maine

Residential Water Rates:

Last adjusted: May 1, 1999
Fund: Enterprise

Base charge per bill includes:

| | |
|----------------|-------------|
| First 100 CF | \$ 7.16 |
| Next 2,900 CF | \$ 1.80/HCF |
| Next 7,000 CF | \$ 1.30 " |
| Next 40,000 CF | \$ 0.96 " |
| Over 50,000 CF | \$ 0.66 " |

Billing Frequency: Monthly

Annual cost per 120 HCF (\approx 90,000 gallons):

| | |
|-----------------------------|-----------|
| Water | \$ 280.32 |
| Sewer | \$ 478.80 |
| Combined | \$ 759.12 |
| Percentage change from 1998 | -2.1% |

Residential Sewer Rates:

Last adjusted: November 1, 1997
Fund: Enterprise

Base charge per bill includes:

| | |
|--------------|-------------|
| First 200 CF | \$ 7.98 |
| Over 200 CF | \$ 3.99/HCF |

Based on 100% of water usage.

Providence, Rhode Island

Residential Water Rates:

Last adjusted: May 1, 1998
Fund: Enterprise

| | |
|----------------------|-------------|
| Base charge per bill | \$ 9.81 |
| First 1,000 HCF | \$ 1.34/HCF |
| Over 1,000 HCF | \$ 1.26 " |

Billing Frequency: Quarterly

Annual cost per 120 HCF (\approx 90,000 gallons):

| | |
|-----------------------------|-----------|
| Water | \$ 200.04 |
| Sewer | \$ 146.23 |
| Combined | \$ 346.27 |
| Percentage change from 1998 | 0.0% |

Residential Sewer Rates:

Last adjusted: July 1, 1998
Fund: Enterprise

| | |
|------------------|-------------|
| Annual Fixed Fee | \$44.23 |
| All units | \$ 0.85/HCF |

(Sewer costs based on service from the Narragansett Bay Commission Field's Point Wastewater Treatment Facility)
Based on 85% of water usage.

In Providence, water services are provided by the Providence Water Supply Board, while sewer services are managed by the Narragansett Bay Commission.

Saint Louis, Missouri

Residential Water Rates:

Last adjusted: July 1, 1996
Fund: Enterprise

| | |
|--------------------------|-------------|
| Base charge (5/8" meter) | \$14.16 |
| First 25,000 CF | \$ 1.05/HCF |
| Next 1,975,000 CF | \$ 0.82 " |
| Over 2,000,000 CF | \$ 0.62 " |

Billing Frequency: Water: Quarterly. Sewer: Monthly.

Annual cost per 120 HCF (\approx 90,000 gallons):

| | |
|-----------------------------|-----------|
| Water | \$ 182.64 |
| Sewer | \$ 195.72 |
| Combined | \$ 366.24 |
| Percentage change from 1998 | 0.0% |

Residential Sewer Rates:

Last adjusted: October 1, 1997
Fund: Special Revenue

| | |
|----------------------|-------------|
| Base charge per bill | \$ 5.81 |
| All units | \$ 1.05/HCF |

Based on 100% of water usage.

- The 1998 Rate Survey should have listed the annual cost per 120 HCF for Saint Louis water services at \$182.64. The 1998 rates have subsequently been adjusted within the Appendix.
- Saint Louis offers flat rates for domestic use based upon such factors as the number of rooms and bathrooms within each residence. Utilization of the flat rate structure provides for unlimited water usage within each participating household. For the purposes of the MWRA Advisory Board Retail Rates Survey, charges are based upon the metered rates as specified within the City of Saint Louis Ordinance Number 63136.

Saint Paul, Minnesota

Residential Water Rates:

Last adjusted: January 1, 1999
Fund: Enterprise

Winter - December to May:
First 100,000 CF/Month \$ 1.35/HCF
Over 100,000 CF/Month \$ 1.25 "

Summer - June to November:
First 100,000 CF/Month \$ 1.45/HCF
Over 100,000 CF/Month \$ 1.25 "

An annual testing charge of \$5.21 per household goes to the Minnesota Department of Health for testing public water supplies, as required by the Federal Safe Drinking Water Act.

Billing Frequency: Quarterly

Annual cost per 120 HCF (≈ 90,000 gallons):

| | |
|-----------------------------|-----------|
| Water | \$ 173.21 |
| Sewer | \$ 290.40 |
| Combined | \$ 463.61 |
| Percentage change from 1998 | 1.0% |

Residential Sewer Rates:

Last adjusted: January 1, 1998
Fund: Enterprise

First 100,000 CF \$ 2.42/HCF
Next 400,000 CF \$ 2.39 "
Over 500,000 CF \$ 2.33 "
Minimum charge of \$7.20 for 3/4" meters.
Based on 100% of water usage.

San Antonio, Texas

Residential Water Rates:

Last adjusted: September 1, 1994
Fund: n/a

Base charge/bill (5/8" meter) \$ 5.13

Winter - November thru June
First 7,481 gals. \$ 0.661/000 gals.
Next 5,236 gals. \$ 0.950 "
Next 4,488 gals. \$ 1.178 "
Over 17,205 gals. \$ 2.473 "

Summer - July thru October
First 7,481 gals. \$ 0.661/000 gals.
Next 5,236 gals. \$ 1.032 "
Next 4,488 gals. \$ 1.270 "
Over 17,205 gals. \$ 3.193 "

Billing Frequency: Monthly

Annual cost per 120 HCF (≈ 90,000 gallons):

| | |
|-----------------------------|-----------|
| Water | \$ 120.90 |
| Sewer | \$ 178.00 |
| Combined | \$ 298.90 |
| Percentage change from 1998 | 0.0% |

Residential Sewer Rates:

Last adjusted: September 1, 1994
Fund: n/a

First 1,496 gals. \$ 5.70
Over 1,496 gals. \$ 1.526/000 gals.
Computed on the basis of average water usage for 90 days during the period beginning November 15 and ending March 15 of each year.

New customers or customers moving from one location to another who would not have a winter record of water usage are billed an Unaveraged Residential Charge of \$15.97 per month.

San Diego, California

Residential Water Rates:

Last adjusted: July 1, 1999
Fund: Enterprise

| | |
|-----------------------------|--------------|
| Base charge/bill (1" meter) | \$ 20.46 |
| 0 -14 HCF | \$ 1.273/HCF |
| 15-28 HCF | \$ 1.623 " |
| Over 28 HCF | \$ 1.793 " |

Billing Frequency: Bi-monthly

Annual cost per 120 HCF (\approx 90,000 gallons):

| | |
|-----------------------------|-----------|
| Water | \$ 288.12 |
| Sewer (1) | \$ 396.60 |
| Combined | \$ 684.72 |
| Percentage change from 1998 | 6.4% |

Residential Sewer Rates:

Effective: July 1, 1999
Fund: Enterprise

| | |
|-------------------------------|-------------|
| Base charge per bill | \$ 15.90 |
| All units | \$ 2.51/HCF |
| Based on 60 day winter usage. | |
| Storm drain | \$ 1.90 |
| Sewer cap charge per bill | \$ 66.10 |

(1) Single Family Dwelling Customers who were not occupants for at least half of the previous winter (December 1998 thru March 1999) will be billed at least the following Single Family Dwelling Flat Sewer Rate:

| | |
|----------------|---------------------|
| Sewer Base Fee | \$ 15.90 |
| Sewer Charge | \$ 38.16 |
| Total | \$ 54.06/Bi-monthly |

The 1999 sewer rate is based upon a sewer cap charge per bill of \$66.10, or a 1998 annual charge of \$396.60 (\$66.10 X 6).

San Francisco, California

Residential Water Rates:

Effective: July 1, 1996
Fund: Enterprise

| | |
|-------------------------------|-------------|
| Base charge/bill (5/8" meter) | \$ 6.80 |
| All units | \$ 1.26/HCF |

Billing Frequency: Bi-monthly

Annual cost per 120 HCF (\approx 90,000 gallons):

| | |
|-----------------------------|-----------|
| Water | \$ 192.00 |
| Sewer | \$ 473.05 |
| Combined | \$ 665.05 |
| Percentage change from 1998 | 0.0% |

Residential Sewer Rates:

Effective: July 1, 1996
Fund: Enterprise

| | |
|------------------------------|---------------|
| First 300 CF | \$ 1.8623/HCF |
| Over 300 CF | \$ 4.8334 " |
| Based on 90% of water usage. | |

Local Proposition H freezes rates until 2006, except for increases required to pay the debt service on voter approved bonds.

San Jose, California

Residential Water Rates:

Effective: July 31, 1999
Fund: n/a

Base charge/bill (5/8" meter) \$ 7.20
All units \$ 1.40/HCF

Residential Sewer Rates:

Effective: July 1, 1994
Fund: n/a

Flat rate \$ 18.96
Storm drain charge \$ 3.95
Monthly charges for a Single Family
Residences include the storm drain charge.

Billing Frequency: Water bi-monthly, Sewer monthly

Annual cost per 120 HCF (\approx 90,000 gallons):

| | |
|-----------------------------|---|
| Water | \$ 254.40 |
| Sewer | \$ 274.92 (includes storm drain charge) |
| Combined | \$ 529.32 |
| Percentage change from 1998 | 1.9% |

Rates cited for San Jose are provided by the San Jose Water Company (water) and the City of San Jose (sewer).

Seattle, Washington

Residential Water Rates:

Last adjusted: September 22, 1999
Fund: Enterprise

Base chg/month (3/4" & less) \$ 3.30
Winter - September 16 thru May 15
All units \$ 1.60/HCF

Summer - May 16 thru September 15
First 500 CF/Month \$ 1.60/HCF
Over 500 CF/Month \$ 2.53 "

Billing Frequency: Bi-monthly

Annual cost per 120 HCF (\approx 90,000 gallons):

| | |
|-----------------------------|-----------|
| Water | \$ 250.20 |
| Sewer | \$ 494.40 |
| Combined | \$ 744.60 |
| Percentage change from 1998 | 3.5% |

Residential Sewer Rates:

Last adjusted: September 22, 1999
Fund: Enterprise

All units \$ 4.12/HCF
Based on 100% of winter water consumption.

Washington, District of Columbia**Residential Water Rates:**

Last adjusted: April 4, 1997
Fund: Enterprise

All units \$ 1.38/HCF

Billing Frequency: Quarterly

Annual cost per 120 HCF (\approx 90,000 gallons):

| | |
|-----------------------------|-----------|
| Water | \$ 165.60 |
| Sewer | \$ 325.20 |
| Combined | \$ 490.80 |
| Percentage change from 1998 | 0.0% |

Residential Sewer Rates:

Last adjusted: April 4, 1997
Fund: Enterprise

All units \$ 2.71/HCF
Based on 100% of water usage.

This page intentionally left blank.

APPENDIX A

1998 WATER & SEWER RETAIL RATE INFORMATION

NOTE: Some of the 1998 rates have been updated to account for the revised rate structures as reflected in the 1999 Annual Water & Sewer Retail Rate Survey.

| COMBINED ANNUAL WATER AND SEWER CHARGES IN MWRA COMMUNITIES 1998 (Charges include MWRA, Community and alternatively supplied services) | | | | |
|---|-----------------|-----------------|-----------------|-------------|
| | Water | Sewer | Combined | Change |
| Arlington (W/S) | \$261.80 | \$240.00 | \$501.80 | 0.0% |
| Ashland (S) | 304.00 | 518.00 | 822.00 | 13.1% |
| Bedford (S/partial W) | 328.00 | 506.00 | 834.00 | 3.9% |
| Belmont (W/S) | 350.00 | 594.00 | 944.00 | 0.0% |
| Boston (W/S) | 239.09 | 411.01 | 650.10 | 0.0% |
| Braintree (S) | 248.00 | 512.00 | 760.00 | 0.0% |
| Brookline (W/S) | 342.00 | 456.00 | 798.00 | 4.7% |
| Burlington (S) | 102.90 | 261.20 | 364.10 | 0.0% |
| Cambridge (S/partial W) | 230.40 | 415.20 | 645.60 | 3.7% |
| Canton (S/partial W) | 302.96 | 419.36 | 722.32 | 12.1% |
| Chelsea (W/S) | 276.00 | 447.60 | 723.60 | 0.0% |
| Chicopee (W) | 224.00 | 194.25 | 418.25 | 18.1% |
| Clinton (W/S) | 87.60 | 65.70 | 153.30 | 0.0% |
| Dedham (S) | 438.80 | 347.76 | 786.56 | 1.8% |
| Everett (W/S) | 177.60 | 355.20 | 532.80 | 0.0% |
| Framingham (W/S) | 176.70 | 316.50 | 493.20 | 0.0% |
| Hingham (S) | 713.16 | 636.00 | 1,349.16 | 4.2% |
| Holbrook (S) | 168.00 | 384.00 | 552.00 | 0.0% |
| Leominster (partial W) | 168.80 | 150.40 | 319.20 | 0.0% |
| Lexington (W/S) | 230.00 | 534.00 | 764.00 | 8.4% |
| Lynn (partial W) | 262.90 | 403.30 | 666.21 | 8.8% |
| Malden (W/S) | 177.40 | 383.60 | 561.00 | 0.0% |
| Marblehead (W) | 230.00 | 459.00 | 689.00 | 8.7% |
| Marlborough (partial W) | 272.40 | 265.20 | 537.60 | 8.0% |
| Medford (W/S) | 254.59 | 577.56 | 832.15 | 28.1% |
| Melrose (W/S) | 234.00 | 508.68 | 742.68 | 3.3% |
| Milton (W/S) | 293.76 | 590.40 | 884.16 | 6.5% |
| Nahant (W) | 530.40 | 646.80 | 1,177.20 | 0.0% |
| Natick (S) | 198.00 | 562.80 | 760.80 | 5.9% |
| Needham (S/partial W) | 170.16 | 575.40 | 745.56 | 1.3% |
| Newton (W/S) | 236.80 | 499.20 | 736.00 | 6.9% |
| Northborough (partial W) | 192.00 | 282.60 | 474.60 | 0.0% |
| Norwood (W/S) | 178.20 | 438.84 | 617.04 | 6.3% |
| Peabody (partial W) | 227.40 | 303.60 | 531.00 | 8.3% |
| Quincy (W/S) | 192.00 | 455.28 | 647.28 | 8.1% |
| Randolph (S) | 138.00 | 365.40 | 503.40 | 0.0% |
| Reading (S) | 406.80 | 597.60 | 1,004.40 | 1.8% |
| Revere (W/S) | 187.20 | 402.00 | 589.20 | -0.2% |
| Saugus (W) | 141.00 | 156.00 | 297.00 | 0.0% |
| Somerville (W/S) | 234.00 | 370.80 | 604.80 | 10.8% |
| Stoneham (W/S) | 228.00 | 588.00 | 816.00 | 0.0% |
| Stoughton (S) | 256.98 | 801.60 | 1,058.58 | 9.7% |
| Swampscott (W) | 308.40 | 307.20 | 615.60 | 0.0% |
| Wakefield (S/partial W) | 300.00 | 638.00 | 938.00 | 2.9% |
| Walpole (S) | 297.96 | 433.63 | 731.59 | -1.8% |
| Waltham (W/S) | 168.24 | 370.20 | 538.44 | 5.0% |
| Watertown (W/S) | 195.40 | 498.00 | 693.40 | -13.2% |
| Wellesley (S/partial W) | 249.90 | 486.00 | 735.90 | 8.9% |
| Westwood (S) | 438.80 | 541.00 | 979.80 | 1.3% |
| Weymouth (S) | 255.80 | 568.96 | 824.76 | 18.9% |
| Wilbraham (W) | 222.00 | 286.80 | 508.80 | 13.4% |
| Wilmington (S) | 274.80 | 295.20 | 570.00 | -7.9% |
| Winchester (S/partial W) | 150.00 | 231.60 | 381.60 | 0.0% |
| Winthrop (W/S) | 306.00 | 556.80 | 862.80 | 7.2% |
| Woburn (S/partial W) | 136.00 | 234.00 | 370.00 | 0.0% |
| Worcester (partial W) | 226.80 | 158.40 | 385.20 | 0.0% |
| AVERAGE | \$252.53 | \$421.49 | \$674.03 | 4.0% |
| *The following communities do not provide municipal sewer services and are therefore not listed: Lynnfield Water District, South Hadley Fire District #1, Southborough and Weston. | | | | |

ANNUAL WATER AND SEWER CHARGES IN COMMUNITIES RECEIVING SERVICES FROM THE MWRA 1998

| | WATER | SEWER |
|--------------------------|-----------------|-----------------|
| Arlington (W/S) | \$261.80 | \$240.00 |
| Ashland (S) | - | 518.00 |
| Bedford (S/partial W) | 328.00 | 506.00 |
| Belmont (W/S) | 350.00 | 594.00 |
| Boston (W/S) | 239.09 | 411.01 |
| Braintree (S) | - | 512.00 |
| Brookline (W/S) | 342.00 | 456.00 |
| Burlington (S) | - | 261.20 |
| Cambridge (S/partial W) | 230.40 | 415.20 |
| Canton (S/partial W) | 302.96 | 419.36 |
| Chelsea (W/S) | 276.00 | 447.60 |
| Chicopee (W) | 224.00 | - |
| Clinton (W/S) | 87.60 | 65.70 |
| Dedham (S) | - | 347.76 |
| Everett (W/S) | 177.60 | 355.20 |
| Framlingham (W/S) | 176.70 | 316.50 |
| Hingham (S) | - | 636.00 |
| Holbrook (S) | - | 384.00 |
| Leominster (partial W) | 168.80 | - |
| Lexington (W/S) | 230.00 | 534.00 |
| Lynn (partial W) | 262.90 | - |
| Lynnfield (W) | 196.00 | - |
| Malden (W/S) | 177.40 | 383.60 |
| Marblehead (W) | 230.00 | - |
| Marlborough (partial W) | 272.40 | - |
| Medford (W/S) | 254.59 | 577.56 |
| Melrose (W/S) | 234.00 | 508.68 |
| Milton (W/S) | 293.76 | 590.40 |
| Nahant (W) | 530.40 | - |
| Natick (S) | - | 562.80 |
| Needham (S/partial W) | 170.16 | 575.40 |
| Newton (W/S) | 236.80 | 499.20 |
| Northborough (partial W) | 192.00 | - |
| Norwood (W/S) | 178.20 | 438.84 |
| Peabody (partial W) | 227.40 | - |
| Quincy (W/S) | 192.00 | 455.28 |
| Randolph (S) | - | 365.40 |
| Reading (S) | - | 597.60 |
| Revere (W/S) | 187.20 | 402.00 |
| Saugus (W) | 141.00 | - |
| Somerville (W/S) | 234.00 | 370.80 |
| South Hadley (W) | 329.60 | - |
| Southborough (W) | 261.60 | - |
| Stoneham (W/S) | 228.00 | 588.00 |
| Stoughton (S) | - | 801.60 |
| Swampscott (W) | 308.40 | - |
| Wakefield (S/partial W) | 300.00 | 638.00 |
| Walpole (S) | - | 433.63 |
| Waltham (W/S) | 168.24 | 370.20 |
| Watertown (W/S) | 195.40 | 498.00 |
| Wellesley (S/partial W) | 249.90 | 486.00 |
| Weston (W) | 142.70 | - |
| Westwood (S) | - | 541.00 |
| Weymouth (S) | - | 568.96 |
| Wilbraham (W) | 222.00 | - |
| Wilmington (S) | - | 295.20 |
| Winchester (S/partial W) | 150.00 | 231.60 |
| Winthrop (W/S) | 306.00 | 556.80 |
| Woburn (S/partial W) | 136.00 | 234.00 |
| Worcester (partial W) | 226.80 | - |
| AVERAGE | \$235.43 | \$454.32 |

**Water and Sewer Charges are based on an annual water consumption of 12,000 cubic feet (approximately 90,000 gallons).*

**COMPARATIVE ANNUAL RESIDENTIAL WATER AND SEWER CHARGES FOR
SELECTED NON-MWRA COMMUNITIES IN MASSACHUSETTS
1998**

| | Water | Sewer | Combined |
|-------------|----------|----------|----------|
| Abington | \$300.00 | \$298.00 | \$598.00 |
| Agawam | 151.40 | 180.36 | 331.76 |
| Ayer | 108.00 | 240.00 | 348.00 |
| Beverly | 199.20 | 490.80 | 690.00 |
| Brockton | 227.00 | 215.00 | 442.00 |
| Fairhaven | 201.60 | 400.80 | 602.40 |
| Fall River | 69.60 | 177.60 | 247.20 |
| Fitchburg | 236.00 | 98.60 | 334.60 |
| Gloucester | 244.80 | 405.90 | 650.70 |
| Haverhill | 177.60 | 205.20 | 382.80 |
| Holyoke | 252.00 | 175.50 | 427.50 |
| Hudson | 241.20 | 159.60 | 400.80 |
| Lawrence | 162.00 | 168.00 | 330.00 |
| Lowell | 142.80 | 180.12 | 322.92 |
| Medfield | 148.80 | 249.75 | 398.55 |
| New Bedford | 133.42 | 454.36 | 587.78 |
| Salem | 193.20 | 403.20 | 596.40 |
| Springfield | 118.80 | 155.60 | 274.40 |
| Tewksbury | 337.50 | 252.00 | 589.50 |

**COMPARATIVE ANNUAL RESIDENTIAL WATER & SEWER CHARGES
FOR MAJOR U.S. CITIES
1998**

| | Water | Sewer | Combined |
|-------------------|-----------------|-----------------|-----------------|
| Austin, TX | \$206.10 | \$316.08 | \$522.18 |
| Boston, MA | 239.09 | 411.01 | 650.10 |
| Columbus, OH | 174.00 | 228.70 | 402.70 |
| Dallas, TX | 158.58 | 255.42 | 414.00 |
| Detroit, MI | 112.08 | 179.08 | 291.16 |
| Forth Worth, TX | 202.20 | 228.00 | 430.20 |
| Honolulu, HI | 181.50 | 355.03 | 536.53 |
| Houston, TX | 259.80 | 276.30 | 536.10 |
| Indianapolis, IN | 234.00 | 126.41 | 360.41 |
| Jacksonville, FL | 188.10 | 371.40 | 559.50 |
| Los Angeles, CA | 184.26 | 249.50 | 433.76 |
| Milwaukee, WI | 152.20 | 155.24 | 307.44 |
| MWRA Service Area | 252.53 | 421.49 | 674.03 |
| New Orleans, LA | 222.60 | 163.59 | 386.19 |
| New York, NY | 150.00 | 238.50 | 388.50 |
| Newark, NJ | 161.16 | 172.80 | 333.96 |
| Philadelphia, PA | 178.20 | 342.60 | 520.80 |
| Portland, ME | 296.52 | 478.80 | 775.32 |
| Providence, RI | 200.04 | 146.23 | 346.27 |
| Saint Louis, MO | 182.64 | 195.72 | 378.36 |
| Saint Paul, MN | 168.41 | 290.40 | 458.81 |
| San Antonio, TX | 120.90 | 178.00 | 298.90 |
| San Diego, CA | 243.00 | 400.38 | 643.38 |
| San Francisco, CA | 192.00 | 473.05 | 665.05 |
| San Jose, CA | 244.58 | 274.92 | 519.50 |
| Seattle, WA | 233.20 | 486.00 | 719.20 |
| Washington, DC | 165.60 | 325.20 | 490.80 |
| AVERAGE | \$196.42 | \$286.66 | \$483.08 |

APPENDIX B

SECOND METER INFORMATION AND GLOSSARY

SECOND METER INFORMATION:

| | Number | Percent |
|--|-------------------|-------------------------|
| MWRA or partially supplied communities utilizing second meters to adjust water bills | YES: 31 NO: 29 | YES: 51.7% NO: 48.3% |

GLOSSARY:

All of the information cited below is taken directly from *Massachusetts Water Resources Authority Technical Assistance Program: Municipal Water and Sewer Rate Making, A Guide for Local Officials*. May 1989.

DEBT EXCLUSION

A referendum to increase the levy limit by the amount of principal and interest payable each year on specific long-term bonds issued by a community; this exclusion remains in effect for the life of the debt only.

WATER AND SEWER WHOLESALE CHARGES

Within the MWRA service area, these are the charges which are made by the MWRA to each community for the total amount of water and/or sewer treatment service which is provided to that community for a fiscal year; MWRA wholesale charges constitute one component of each community's total water and sewer service costs.

WATER AND SEWER RETAIL CHARGES

User charges which are billed to specific properties by a municipality or public utility for the provision of water and sewer service; these charges are generally billed periodically during the year and are generally based on the metered flow of water into each property; also known as "retail rates".

GENERAL FUND - 15 water, 17 sewer (full and partial MWRA communities)

General fund accounting for water and sewer operations is typically the most understood accounting support alternative. This option does not require adoption of any legislation. Essentially, water and sewer expenditure and revenue accounts exist with the general fund along with other community financial activity. No segregation of utility costs and revenues is provided. General fund accounting is on the budgetary (cash) basis and period-end or year-end reporting is on the modified accrual basis.

SPECIAL REVENUE FUND - 10 water, 7 sewer (full and partial MWRA communities)

A special revenue fund is defined as "a fund used to account for the proceeds of specific revenue sources (other than expendable trusts or major capital projects) that are legally restricted to expenditure for specified purposes".

Special revenue fund accounting provides for segregation of water/sewer costs and revenues from other municipal financial activity.

Like the general fund, special revenue fund accounting is on the budgetary (cash) basis and financial reporting is on the modified accrual basis.

ENTERPRISE FUND - 32 water, 32 sewer (full and partial MWRA Communities)

A fund established to account for operations financed and operated in a manner similar to private business enterprises. In this instance the governing body intends that costs (expenses, including depreciation) of providing goods or services to the general public on a continuing basis be recovered primarily through user charges.

A fund established because the governing body has decided that periodic determination of revenues earned, expenses incurred and/or net income is appropriate for capital maintenance, public policy management control, accountability or other purposes.

Like special revenue funds, enterprise funds allow communities to separately account for the expenditures and revenues of their water/sewer operations. Similarly, this segregated accounting provides enhanced information regarding the results of operations and facilitates rate setting and rate analyses. A community may elect to adopt enterprise fund(s) through city council or town meeting vote. Each enterprise fund must be adopted individually.

Enterprise fund accounting is generally the most complex of the accounting alternatives. Its accounting may be on the accrual basis or budgetary (cash) basis. Reporting, however, should be on the accrual basis. Accordingly, if accounting is on the budgetary basis, year-end accrual adjustments will be required to attain accrual basis reporting. These year-end accrual adjustments will generally include:

- ◆ Fixed asset capitalization and related depreciation
- ◆ Pension liabilities
- ◆ Sick, vacation and other compensated absences
- ◆ Revenue
- ◆ Contributed capital
- ◆ Other year-end accruals

This page intentionally left blank.

APPENDIX C

1999 STATEWIDE MASSACHUSETTS ANNUAL HOUSEHOLD RETAIL RATES FOR WATER AND SEWER SERVICE: NOVEMBER 1999

NOTE: The statewide retail rates cited in Appendix C are provided in partnership with the Massachusetts Department of Housing and Community Development, Low-Income Sewer and Water Assistance Program (LISAWAP).

| 1999 STATEWIDE MASSACHUSETTS ANNUAL HOUSEHOLD RETAIL RATES FOR WATER AND SEWER SERVICE: NOVEMBER 1999 | | | |
|---|----------|----------|----------|
| Community | Water | Sewer | Combined |
| Abington | \$306.00 | \$298.00 | \$604.00 |
| Acushnet | 252.00 | 504.00 | 756.00 |
| Agawam | 151.40 | 180.36 | 331.76 |
| Amesbury | 324.00 | 294.00 | 618.00 |
| Amherst | 180.00 | 180.00 | 360.00 |
| Andover | 302.40 | 237.60 | 540.00 |
| Arlington | 261.80 | 240.00 | 501.80 |
| Ashburnham | 222.00 | 300.00 | 522.00 |
| Ashfield | 270.00 | 439.92 | 709.92 |
| Ashland | 294.00 | 512.00 | 806.00 |
| Athol | 240.00 | 139.20 | 379.20 |
| Attleboro | 277.20 | 235.44 | 512.64 |
| Auburn I (Water District) | 245.20 | 125.22 | 370.42 |
| Auburn II (Elm Hill District) | 444.40 | 125.22 | 569.62 |
| Auburn III (Woodland District) | 434.40 | 125.22 | 559.62 |
| Ayer | 108.00 | 240.00 | 348.00 |
| Barnstable I | 265.20 | 387.60 | 652.80 |
| Barnstable II | 197.00 | 387.60 | 584.60 |
| Barnstable III | 89.00 | 387.60 | 476.60 |
| Barnstable IV | 186.00 | 387.60 | 573.60 |
| Barre | 270.00 | 420.00 | 690.00 |
| Bedford | 315.00 | 489.00 | 804.00 |
| Belchertown | 340.00 | 396.00 | 736.00 |
| Bellingham | 188.00 | 162.00 | 350.00 |
| Belmont | 350.00 | 594.00 | 944.00 |
| Beverly | 199.20 | 490.80 | 690.00 |
| Billerica | 154.20 | 216.00 | 370.20 |
| Blackstone | 120.00 | 237.50 | 357.50 |
| Boston | 239.09 | 411.01 | 650.10 |
| Braintree | 248.00 | 512.00 | 760.00 |
| Bridgewater | 208.00 | 319.00 | 527.00 |
| Brockton | 227.00 | 223.80 | 450.80 |
| Brookline | 366.00 | 474.00 | 840.00 |
| Buckland | 180.00 | 316.80 | 496.80 |
| Buckland Out of DIST | 270.00 | 316.80 | 586.80 |
| Burlington | 102.90 | 261.20 | 364.10 |
| Cambridge | 237.60 | 423.60 | 661.20 |
| Canton | 212.00 | 523.20 | 735.20 |
| Chatham (Summer) | 552.00 | 474.00 | 1,026.00 |
| Chatham (Winter) | 348.00 | 282.00 | 630.00 |
| Chelsea | 264.00 | 459.60 | 723.60 |
| Chicopee | 224.00 | 194.25 | 418.25 |
| Clarksburg - N. Adams | 433.34 | 332.00 | 765.34 |
| Clarksburg - Oakes | 200.00 | 332.00 | 532.00 |
| Clarksburg - Brittsville | 75.00 | 332.00 | 407.00 |
| Clinton | 87.60 | 65.70 | 153.30 |
| Cohasset | 604.40 | 584.00 | 1,188.40 |
| Concord | 469.62 | 638.40 | 1,108.02 |

| 1999 STATEWIDE MASSACHUSETTS ANNUAL HOUSEHOLD RETAIL RATES FOR WATER AND SEWER SERVICE: NOVEMBER 1999 | | | |
|---|----------|----------|----------|
| Community | Water | Sewer | Combined |
| Dalton | \$170.00 | \$170.00 | \$340.00 |
| Danvers | 330.00 | 490.80 | 820.80 |
| Dartmouth | 234.60 | 117.50 | 352.10 |
| Dartmouth II | 234.60 | 454.36 | 688.96 |
| Dedham | 438.80 | 401.04 | 839.84 |
| Deerfield | 72.00 | 158.00 | 230.00 |
| Dighton (Fire Dist) | 386.00 | 180.00 | 566.00 |
| Dighton (Water Dist) | 230.00 | 180.00 | 410.00 |
| Douglas | 224.00 | 258.40 | 482.40 |
| Dracut | 305.00 | 420.00 | 725.00 |
| Dudley | 246.00 | 516.81 | 762.81 |
| Duxbury | 336.00 | 275.00 | 611.00 |
| Duxbury Snug Harbor/Blue | 336.00 | 1,230.00 | 1,566.00 |
| East Longmeadow | 192.00 | 264.00 | 456.00 |
| Easthampton 1996 | 144.00 | 240.00 | 384.00 |
| Edgartown | 340.00 | 363.30 | 703.30 |
| Everett | 177.60 | 355.20 | 532.80 |
| Fairhaven | 201.60 | 402.00 | 603.60 |
| Fall River | 69.60 | 177.60 | 247.20 |
| Falmouth | 236.00 | 277.20 | 513.20 |
| Fitchburg | 236.00 | 98.60 | 334.60 |
| Foxborough | 238.26 | 316.07 | 554.33 |
| Framingham | 199.50 | 337.50 | 537.00 |
| Franklin | 180.60 | 210.00 | 390.60 |
| Gardner | 309.60 | 271.20 | 580.80 |
| Gill | 300.00 | 486.00 | 786.00 |
| Gloucester | 291.60 | 324.90 | 616.50 |
| Grafton I | 340.20 | 157.50 | 497.70 |
| Grafton II (So. Grafton) | 235.00 | 157.50 | 392.50 |
| Granby I | 315.60 | 180.00 | 495.60 |
| Granby II | 258.00 | 180.00 | 438.00 |
| Great Barrington I | 177.38 | 160.00 | 337.38 |
| Great Barrington II | 600.00 | 160.00 | 760.00 |
| Greenfield | 150.00 | 265.20 | 415.20 |
| Groton | 336.00 | 792.00 | 1,128.00 |
| Groveland | 262.00 | 254.50 | 516.50 |
| Hadley | 210.00 | 744.48 | 954.48 |
| Hardwick I Center | 127.50 | 294.30 | 421.80 |
| Hardwick II Gilbertville | 195.00 | 294.30 | 489.30 |
| Hardwick III Wheelwright | 255.00 | 294.30 | 549.30 |
| Harvard | 386.50 | 294.30 | 680.80 |
| Haverhill | 177.60 | 205.20 | 382.80 |
| Hingham | 713.16 | 660.00 | 1,373.16 |
| Hinsdale | 360.00 | 120.00 | 480.00 |
| Holbrook | 168.00 | 384.00 | 552.00 |
| Holden | 263.96 | 584.08 | 848.04 |
| Holyoke | 252.00 | 175.50 | 427.50 |
| Hopedale | 241.60 | 291.60 | 533.20 |

| 1999 STATEWIDE MASSACHUSETTS ANNUAL HOUSEHOLD RETAIL RATES FOR WATER AND SEWER SERVICE: NOVEMBER 1999 | | | |
|---|----------|----------|----------|
| Community | Water | Sewer | Combined |
| Hopkinton | \$214.00 | \$482.40 | \$696.40 |
| Hudson | 240.00 | 183.60 | 423.60 |
| Hull | 713.16 | 346.20 | 1,059.36 |
| Huntington | 204.00 | 300.00 | 504.00 |
| Ipswich | 339.76 | 265.20 | 604.96 |
| Lancaster | 264.56 | 184.80 | 449.36 |
| Lanesborough | 270.00 | 110.00 | 380.00 |
| Lawrence | 162.00 | 168.00 | 330.00 |
| Lee | 142.00 | 192.00 | 334.00 |
| Leicester (Chry Val Oxfd) | 679.05 | 540.00 | 1,219.05 |
| Leicester (Water District) | 360.00 | 427.50 | 787.50 |
| Lenox | 349.20 | 281.70 | 630.90 |
| Leominster | 168.80 | 150.40 | 319.20 |
| Lexington | 290.00 | 692.80 | 982.80 |
| Longmeadow | 122.40 | 164.40 | 286.80 |
| Lowell | 142.80 | 211.92 | 354.72 |
| Ludlow | 118.80 | 126.00 | 244.80 |
| Lunenburg | 313.50 | 600.00 | 913.50 |
| Lynn | 265.30 | 422.50 | 687.80 |
| Malden | 177.40 | 383.60 | 561.00 |
| Manchester | 354.00 | 792.00 | 1,146.00 |
| Mansfield | 242.88 | 237.86 | 480.74 |
| Marblehead | 236.00 | 471.00 | 707.00 |
| Marion | 373.00 | 229.60 | 602.60 |
| Marlborough | 272.40 | 265.20 | 537.60 |
| Marshfield | 289.25 | 440.00 | 729.25 |
| Mattapoissett | 410.80 | 336.00 | 746.80 |
| Maynard | 138.00 | 264.00 | 402.00 |
| Medfield | 148.80 | 249.75 | 398.55 |
| Medford | 254.59 | 577.56 | 832.15 |
| Medway | 216.00 | 120.00 | 336.00 |
| Melrose | 234.00 | 508.68 | 742.68 |
| Merrimac | 400.00 | 311.00 | 711.00 |
| Methuen | 181.20 | 235.20 | 416.40 |
| Middleborough | 235.32 | 208.12 | 443.44 |
| Middleton | 330.00 | 342.80 | 672.80 |
| Milford | 290.28 | 237.48 | 527.76 |
| Millbury | 380.04 | 204.30 | 584.34 |
| Millis | 213.84 | 293.48 | 507.32 |
| Milton | 324.48 | 741.12 | 1,065.60 |
| Monroe | 162.00 | 314.90 | 476.90 |
| Monson | 171.60 | 157.00 | 328.60 |
| Montague I (Turner Falls) | 127.50 | 366.30 | 493.80 |
| Montague II (Outer Limits) | 195.00 | 366.30 | 561.30 |
| Montague III (Center) | 225.00 | 366.30 | 591.30 |
| Montague IV (Lake Pleasant) | 386.50 | 366.30 | 752.80 |
| Nahant | 530.40 | 646.80 | 1,177.20 |
| Nantucket | 252.00 | 196.20 | 448.20 |

| 1999 STATEWIDE MASSACHUSETTS ANNUAL HOUSEHOLD RETAIL RATES FOR WATER AND SEWER SERVICE: NOVEMBER 1999 | | | |
|---|----------|----------|----------|
| Community | Water | Sewer | Combined |
| Natick | \$211.60 | \$661.20 | \$872.80 |
| Needham | 210.96 | 594.00 | 804.96 |
| New Bedford | 133.42 | 424.00 | 557.42 |
| Newburyport | 234.00 | 325.00 | 559.00 |
| Newton | 261.20 | 528.80 | 790.00 |
| North Andover | 312.00 | 330.00 | 642.00 |
| North Attleborough | 178.00 | 292.50 | 470.50 |
| North Brookfield | 500.00 | 450.00 | 950.00 |
| Northampton | 211.20 | 302.40 | 513.60 |
| Northborough | 249.00 | 325.00 | 574.00 |
| Northbridge | 315.60 | 135.30 | 450.90 |
| Northfield I (Water Dist.) | 400.00 | 270.75 | 670.75 |
| Northfield II (East Water Company) | 282.00 | 270.75 | 552.75 |
| Norton | 136.00 | 153.00 | 289.00 |
| Norwood | 184.80 | 459.36 | 644.16 |
| Orange | 264.00 | 224.60 | 488.60 |
| Palmer (Water District) | 516.01 | 192.00 | 708.01 |
| Palmer (Three Rivers) | 197.50 | 192.00 | 389.50 |
| Peabody | 227.40 | 303.60 | 531.00 |
| Pepperell | 175.00 | 348.00 | 523.00 |
| Pittsfield | 88.92 | 118.44 | 207.36 |
| Plainville | 500.00 | 450.00 | 950.00 |
| Plymouth | 157.68 | 230.00 | 387.68 |
| Quincy | 204.00 | 457.80 | 661.80 |
| Randolph | 162.00 | 384.60 | 546.60 |
| Rayham (Center) | 50.00 | 148.00 | 198.00 |
| Rayham (North) | 50.00 | 148.00 | 198.00 |
| Reading | 409.20 | 636.00 | 1,045.20 |
| Revere | 210.00 | 415.20 | 625.20 |
| Rockland | 298.00 | 300.00 | 598.00 |
| Rockport | 540.00 | 450.00 | 990.00 |
| Royalston | 216.00 | 258.95 | 474.95 |
| Russell | 198.00 | 280.00 | 478.00 |
| Rutland | 390.90 | 434.00 | 824.90 |
| Salem | 193.20 | 403.20 | 596.40 |
| Salisbury | 474.48 | 240.00 | 714.48 |
| Saugus | 141.00 | 156.00 | 297.00 |
| Scituate | 242.40 | 319.20 | 561.60 |
| Shelburne | 123.60 | 337.16 | 460.76 |
| Shrewsbury | 222.00 | 171.00 | 393.00 |
| Somerville | 260.40 | 405.60 | 666.00 |
| South Hadley | 335.60 | 150.00 | 485.60 |
| Southbridge | 234.00 | 170.82 | 404.82 |
| Spencer | 290.40 | 252.00 | 542.40 |
| Springfield | 118.80 | 155.60 | 274.40 |
| Stockbridge | 234.00 | 273.00 | 507.00 |
| Stoneham | 252.00 | 660.00 | 912.00 |
| Stoughton | 264.52 | 825.60 | 1,090.12 |

| 1999 STATEWIDE MASSACHUSETTS ANNUAL HOUSEHOLD RETAIL RATES FOR WATER AND SEWER SERVICE: NOVEMBER 1999 | | | |
|---|----------|----------|----------|
| Community | Water | Sewer | Combined |
| Sturbridge | \$258.00 | \$264.00 | \$522.00 |
| Sunderland | 93.50 | 193.00 | 286.50 |
| Sutton | 299.00 | 278.00 | 577.00 |
| Swampscott | 330.00 | 292.80 | 622.80 |
| Taunton | 132.00 | 285.60 | 417.60 |
| Templeton | 157.00 | 229.15 | 386.15 |
| Tewksbury | 337.50 | 252.00 | 589.50 |
| Tyngsborough | 390.00 | 248.00 | 638.00 |
| Upton | 153.00 | 305.10 | 458.10 |
| Uxbridge | 252.00 | 261.60 | 513.60 |
| Wakefield | 300.00 | 638.00 | 938.00 |
| Walpole | 302.64 | 434.50 | 737.14 |
| Waltham | 175.32 | 383.52 | 558.84 |
| Ware | 150.00 | 73.50 | 223.50 |
| Wareham (Onset) | 259.50 | 198.00 | 457.50 |
| Wareham (Fire Dist) | 150.00 | 198.00 | 348.00 |
| Warren (Water Dist.) | 260.00 | 195.00 | 455.00 |
| Warren (West Dist.) | 235.00 | 195.00 | 430.00 |
| Watertown | 195.40 | 498.00 | 693.40 |
| Webster | 176.52 | 304.32 | 480.84 |
| Wellesley | 281.46 | 528.00 | 809.46 |
| West Boylston | 202.50 | 434.84 | 637.34 |
| West Springfield | 148.80 | 181.20 | 330.00 |
| West Stockbridge | 511.20 | 200.00 | 711.20 |
| Westborough | 182.77 | 234.10 | 416.87 |
| Westfield | 250.90 | 89.00 | 339.90 |
| Westminster | 400.00 | 460.00 | 860.00 |
| Westwood | 438.80 | 565.00 | 1,003.80 |
| Weymouth | 255.80 | 568.96 | 824.76 |
| Whitman | 360.00 | 300.00 | 660.00 |
| Wilbraham | 222.00 | 286.80 | 508.80 |
| Williamsburg | 468.00 | 240.00 | 708.00 |
| Williamstown | 301.20 | 324.00 | 625.20 |
| Wilmington | 274.80 | 295.20 | 570.00 |
| Winchendon | 196.80 | 152.40 | 349.20 |
| Winchester | 150.00 | 231.60 | 381.60 |
| Winthrop | 306.00 | 556.80 | 862.80 |
| Woburn | 136.00 | 234.00 | 370.00 |
| Worcester | 226.80 | 158.40 | 385.20 |
| | | | |
| Commonwealth Median | \$241.60 | \$294.30 | \$552.75 |
| | | | |
| Commonwealth Average | \$261.09 | \$327.66 | \$588.75 |
| | | | |
| MWRA Average | \$258.85 | \$440.02 | \$698.87 |
| | | | |
| % Difference Between MWRA and Commonwealth Average Rates: | -0.9% | 34.3% | 18.7% |

APPENDIX D

FINAL MWRA FISCAL YEAR 2000 BILLABLE WATER AND SEWER CHARGES

**MASSACHUSETTS WATER RESOURCES AUTHORITY
FINAL FY00 BILLABLE WATER AND SEWER CHARGES**

| MWRA CUSTOMER | FY00 Water Charge | % Change From FY99 | FY00 Sewer Charge | % Change From FY99 | FY00 Combined Charge | % Change From FY99 |
|------------------|-------------------------|--------------------------|-------------------------|--------------------------|----------------------------|--------------------------|
| ARLINGTON | \$1,859,167 | 21.4% | \$5,339,155 | 8.0% | \$7,198,322 | 11.2% |
| ASHLAND | 0 | 0.0% | 901,049 | 1.1% | 901,049 | 1.1% |
| BEDFORD | 0 | 0.0% | 2,100,292 | 8.1% | 2,100,292 | 8.1% |
| BELMONT | 1,027,245 | 4.4% | 3,642,496 | 12.2% | 4,669,741 | 10.4% |
| BOSTON | 34,326,304 | 11.0% | 75,954,897 | -0.7% | 110,281,201 | 2.7% |
| BRAINTREE | 0 | 0.0% | 5,174,014 | 18.0% | 5,174,014 | 18.0% |
| BROOKLINE | 2,484,457 | 3.0% | 8,269,075 | 4.3% | 10,753,532 | 4.0% |
| BURLINGTON | 0 | 0.0% | 2,972,340 | 9.0% | 2,972,340 | 9.0% |
| CAMBRIDGE | 0 | 0.0% | 13,820,450 | 0.1% | 13,820,450 | 0.1% |
| CANTON * | 682,164 | 1.2% | 2,866,711 | -3.0% | 3,548,875 | -2.2% |
| CHELSEA | 1,262,063 | 13.5% | 3,641,550 | 4.9% | 4,903,613 | 7.0% |
| DEDHAM | 0 | 0.0% | 4,523,248 | 24.5% | 4,523,248 | 24.5% |
| EVERETT | 1,888,697 | 13.2% | 4,775,711 | 2.3% | 6,664,408 | 5.2% |
| FRAMINGHAM | 3,083,903 | 10.8% | 7,699,638 | 0.6% | 10,783,541 | 3.3% |
| HINGHAM | 0 | 0.0% | 1,033,401 | 13.5% | 1,033,401 | 13.5% |
| HOLBROOK | 0 | 0.0% | 865,048 | 1.8% | 865,048 | 1.8% |
| LEOMINSTER | 0 | 0.0% | 0 | 0.0% | 0 | 0.0% |
| LEXINGTON | 2,301,038 | 15.1% | 4,865,940 | 7.0% | 7,166,978 | 9.5% |
| LYNN * | 139,650 | -20.6% | 0 | 0.0% | 139,650 | -20.6% |
| LYNNFIELD | 187,417 | 4.4% | 0 | 0.0% | 187,417 | 4.4% |
| MALDEN | 2,162,664 | 8.2% | 7,065,678 | 1.5% | 9,228,342 | 3.0% |
| MARBLEHEAD | 781,093 | -0.4% | 0 | 0.0% | 781,093 | -0.4% |
| MEDFORD | 1,946,710 | 12.8% | 7,552,757 | 2.0% | 9,499,467 | 4.1% |
| MELROSE | 973,221 | -0.9% | 3,607,993 | 8.9% | 4,581,214 | 6.6% |
| MILTON | 1,057,044 | 11.7% | 3,879,334 | 19.0% | 4,936,378 | 17.3% |
| NAHANT | 145,161 | 13.0% | 0 | 0.0% | 145,161 | 13.0% |
| NATICK | 0 | 0.0% | 3,653,270 | 5.9% | 3,653,270 | 5.9% |
| NEEDHAM * | 356,384 | 8.2% | 4,519,711 | 10.6% | 4,876,095 | 10.4% |
| NEWTON | 4,108,393 | 12.7% | 14,240,860 | 5.7% | 18,349,253 | 7.2% |
| NORTHBOROUGH * | 108,583 | 47.4% | 0 | 0.0% | 108,583 | 47.4% |
| NORWOOD | 1,256,461 | 5.8% | 4,697,595 | 8.3% | 5,954,056 | 7.7% |
| PEABODY * | 129,287 | -39.9% | 0 | 0.0% | 129,287 | -39.9% |
| QUINCY | 3,924,228 | 15.4% | 12,216,623 | 4.5% | 16,140,851 | 6.9% |
| RANDOLPH | 0 | 0.0% | 3,665,582 | 4.8% | 3,665,582 | 4.8% |
| READING | 0 | 0.0% | 2,702,588 | 4.4% | 2,702,588 | 4.4% |
| REVERE | 1,652,446 | 12.0% | 5,626,904 | 3.3% | 7,279,350 | 5.1% |
| SAUGUS | 1,327,494 | 6.7% | 0 | 0.0% | 1,327,494 | 6.7% |
| SOMERVILLE | 2,544,648 | 5.6% | 9,966,372 | 13.2% | 12,511,020 | 11.6% |
| STONEHAM | 1,359,609 | 2.0% | 3,336,310 | 3.0% | 4,695,919 | 2.7% |
| STOUGHTON | 0 | 0.0% | 3,059,940 | 10.7% | 3,059,940 | 10.7% |
| SWAMPSCOTT | 697,647 | 10.4% | 0 | 0.0% | 697,647 | 10.4% |
| WAKEFIELD * | 823,851 | 1.6% | 3,913,401 | 7.7% | 4,737,252 | 6.6% |
| WALPOLE | 0 | 0.0% | 2,252,781 | 9.7% | 2,252,781 | 9.7% |
| WALTHAM | 3,117,989 | 9.9% | 8,187,834 | 5.5% | 11,305,823 | 6.6% |
| WATERTOWN | 1,199,541 | 7.8% | 3,920,210 | -0.1% | 5,119,751 | 1.6% |
| WELLESLEY * | 328,160 | 81.5% | 3,553,749 | 4.6% | 3,881,909 | 8.5% |
| WESTON | 586,402 | 0.6% | 0 | 0.0% | 586,402 | 0.6% |
| WESTWOOD | 0 | 0.0% | 1,553,353 | 13.0% | 1,553,353 | 13.0% |
| WEYMOUTH | 0 | 0.0% | 7,298,725 | 2.6% | 7,298,725 | 2.6% |
| WILMINGTON | 0 | 0.0% | 1,394,106 | -6.3% | 1,394,106 | -6.3% |
| WINCHESTER * | 462,160 | 14.3% | 2,626,426 | 5.8% | 3,088,586 | 7.0% |
| WINTHROP | 564,600 | 8.6% | 1,940,343 | -0.8% | 2,504,943 | 1.2% |
| WOBURN * | 1,241,180 | 102.4% | 6,717,385 | -3.4% | 7,958,565 | 5.2% |
| TOTALS | \$82,097,061 | 10.9% | \$281,594,845 | 3.7% | \$363,691,906 | 5.3% |

* Communities Receive Partial MWRA Water Service.

ADVISORY BOARD MEMBERS

| CITY/TOWN | CEO | DESIGNEE |
|--------------|----------------------------|-----------------------------|
| ARLINGTON | Kevin Greeley | Edward Maguire |
| ASHLAND | John Ellsworth | Richard Warrington |
| BEDFORD | Laura Goldenberg | Guy Carbone* |
| BELMONT | William Monahan | John Sullivan, Jr.* |
| BOSTON | Hon. Thomas Menino | Darrin Mc Auliffe |
| BRAINTREE | Carl Vitagliano | Peter Ditto |
| BROOKLINE | Joseph Geller | Syamal Chaudhuri |
| BURLINGTON | Guy Gianino | Michael Nicoloro* |
| CAMBRIDGE | Hon. Sheila Russell | Edward Sullivan* |
| CANTON | George Jenkins, Jr. | Andrew DeSantis* |
| CHELSEA | Guy Santagate | Christopher Golba |
| CHICOPEE | Hon. Richard Kos | |
| CLINTON | Michael Dziokonski | |
| DEDHAM | Mary Louise Kehoe | Paul G. Keane |
| EVERETT | Hon. David Ragucci | David Ravanasi* |
| FRAMINGHAM | Kathleen Pendergast | Albert Renzi, Jr. |
| HINGHAM | Martin Crane | Mathew E. MacIver |
| HOLBROOK | Daniel M. Andrea | Thomas Cummings |
| LEOMINSTER | Hon. Dean Mazzaella | |
| LEXINGTON | Peter Enrich | William Hadley* |
| LYNN | Hon. Patrick McManus | |
| LYNNFIELD | Arthur Bourque | Bruce Kenerson |
| MALDEN | Hon. Richard Howard | John Russell |
| MARBLEHEAD | Thomas McNulty | Dana Snow |
| MARLBOROUGH | Hon. William J. Mauro, Jr. | Doran Crouse |
| MEDFORD | Hon. Michael McGlynn | Gabriel Federico |
| MELROSE | Hon. Patrick Guerriero | Peter Hersey* |
| MILTON | Richard B. Neely | Katherine Haynes Dunphy* |
| NAHANT | Michael Manning | |
| NATICK | Mel Willens | Frank Foss |
| NEEDHAM | Daniel Matthews | Stanley Stanzin* |
| NEWTON | Hon. David Cohen | Jay Fink |
| NORTHBOROUGH | William Henries | Stacia Smith |
| NORWOOD | Domenic Fruci | Bernard Cooper* |
| PEABODY | Hon. Peter Torigian | Peter Smyrnios |
| QUINCY | Hon. James Sheets | Ed Nelson |
| RANDOLPH | William Alexopoulos | Paul Connors |
| READING | George Hines | Edward McIntire, Jr. |
| REVERE | Hon. Robert Haas, Jr. | Rod Granese |
| SAUGUS | Janet Fasano | Joseph Attubato |
| SOMERVILLE | Acting Mayor William Roche | Joseph Foti** |
| SOUTH HADLEY | John Scibak | John Mikuszewski |
| SOUTHBOROUGH | William Christenson | Donald Buzzell |
| STONEHAM | Albert Conti | Jeffrey Oxman |
| STOUGHTON | Joseph Mokrisky | Philip Farrington* |
| SWAMPSCOTT | Douglas Allen | Alan Taubert |
| WAKEFIELD | John B. Encarnacao | Stephen Casazza |
| WALPOLE | John Sheehan | Thomas Bowen |
| WALTHAM | Hon. William Stanley | David Savoy |
| WATERTOWN | Jack Zollo | Gerald Mee |
| WELLESLEY | Vincent Juliani | Walter Woods* |
| WESTON | Ripley Hastings | Jean M. Thurston |
| WESTWOOD | Anthony Antonellis | Philip Caruso/Timothy Walsh |
| WEYMOUTH | William Ryan | Frank Lagrotteria* |
| WILBRAHAM | Frank Everton | Albert Kirk |
| WILMINGTON | Daniel Wandell | Michael Woods/Robert Antico |
| WINCHESTER | William O'Leary | Stephen Powers* |
| WINTHROP | Joseph Ferrino, Jr. | |
| WOBURN | Hon. Robert Dever | Fred Russell |
| WORCESTER | Hon. Raymond Mariano | Robert Moylan, Jr. |

Gubernatorial Appointees:
Quabbin and Ware Watershed - J.R. Greene
Wachusett Watershed - Barbara Wyatt
Environmental Protection - Vacant
Boston Harbor - Vacant
Boston Harbor - Vacant
Connecticut River Basin - Vacant

MAPC Appointee:
Elizabeth Bransfield

*Member of Executive Committee

**Chairman of Executive Committee

Advisory Board Designees to the MWRA Board of Directors:

John Carroll - *Norwood*
Norman Jacques - *Needham*
Andrew Pappastergion - *Brookline*