
MWRA Advisory Board

***Annual Water & Sewer
Retail Rate Survey***

November 2000

**The Community Advisory Board to the
Massachusetts Water Resources Authority**



The MWRA Advisory Board...

was established by the state Legislature to represent the 60 communities in the MWRA service area. Through annual comments and recommendations on the Authority's proposed capital and current expense budgets and rates, the Advisory Board provides a ratepayer perspective on the MWRA's plans and policies to improve the region's water and sewer systems.

For more information call: **(617) 742-7561**, fax **(617) 742-4614**, write:

**MWRA Advisory Board
11 Beacon Street
Suite 1010
Boston, MA 02108-3002**

E-mail: mwra_ab@mwra.state.ma.us

or visit the Advisory Board's Web Site at:
<http://www.mwra.state.ma.us/advbd/html/hpadbd.htm>

**Advisory Board
Communities:**

Arlington
Ashland
Bedford
Belmont
Boston
Braintree
Brookline
Burlington
Cambridge
Canton
Chelsea
Chicopee
Clinton
Dedham
Everett
Framingham
Hingham
Holbrook
Leominster
Lexington
Lynn
Lynnfield
Malden
Marblehead
Marlborough
Medford
Melrose
Milton
Nahant
Natick
Needham
Newton
Northborough
Norwood
Peabody
Quincy
Randolph
Reading
Revere
Saugus
Somerville
South Hadley
Southborough
Stoneham
Stoughton
Swampscott
Wakefield
Walpole
Waltham
Watertown
Wellesley
Weston
Westwood
Weymouth
Wilbraham
Wilmington
Winchester
Winthrop
Woburn
Worcester

MWRA Advisory Board

ANNUAL WATER & SEWER RETAIL RATE SURVEY

NOVEMBER 2000

Joseph E. Favaloro
Executive Director

TABLE OF CONTENTS

SECTION	PAGE
Introduction	ii
MWRA Community 2000 Water and Sewer Charges	1
Select Non-MWRA Massachusetts Community Charges	A1
Select Residential 2000 Water and Sewer Charges for U.S. Cities	B1
Appendix A - 1999 Water & Sewer Retail Rate Information	Appendix A
Appendix B - Second Meter Information and Glossary	Appendix B
Appendix C - 1999 and 2000 Water & Sewer Retail Rates Based On Community Water Use Data	Appendix C
Appendix D - Final MWRA Fiscal Year 2001 Billable Water and Sewer Charges	Appendix D

Introduction

This is the fourteenth "Annual Water and Sewer Retail Rate Survey" prepared by the Massachusetts Water Resources Authority (MWRA) Advisory Board, providing a comparative snapshot of water and sewer retail rates for each community in the MWRA service area. In addition, the survey also incorporates rate information from Massachusetts communities outside of the MWRA service area, as well as other cities nationwide.

For the past several years the Rate Survey has been the Advisory Board's most requested document. We hope that municipal officials, water and sewer industry professionals and concerned citizens continue to find the information presented in the survey useful and informative. As always, we welcome any questions or suggestions regarding this survey which will allow us to improve the document for future years. Please do not hesitate to call our office at (617) 742-7561, or e-mail us at mwra_ab@mwra.state.ma.us with your feedback.

Average Water and Sewer Rates

The water and sewer rates cited on the following pages for average annual household use are based on the industry standard of 120 hundred cubic feet (HCF), or approximately 90,000 gallons. Actual usage per household will vary.

In recognition of this variability, Appendix C provides a comparative assessment of actual costs for water and sewer retail customers. These water and sewer charges are prorated based on 1990 United States Census information and 1998/1999 domestic water usage by community, provided by local water departments to the Massachusetts Department of Environmental Protection. Readers should keep in context that the 120 HCF benchmark utilized to calculate average household rates is intended to allow for equitable rate comparisons between municipalities. By including the information within Appendix C, the Advisory Board's intent is to provide a balanced depiction of the various means by which retail water and sewer rates can be calculated.

The MWRA Advisory Board

The MWRA Advisory Board was created by the Massachusetts Legislature in 1984 to represent the interests of Massachusetts Water Resources Authority service area communities. The Advisory Board is comprised of one representative from each of the sixty communities that receive water and/or sewer services from the MWRA, and one from the Metropolitan Area Planning Council. In addition, six members are appointed by the Governor to include a person with skills and expertise in matters relating to environmental protection, one representative each from the Connecticut River Basin, the Quabbin/Ware watershed areas and the Wachusett watershed area, plus two persons qualified by membership or affiliation in organizations concerned with the recreational or commercial uses of the Boston Harbor.

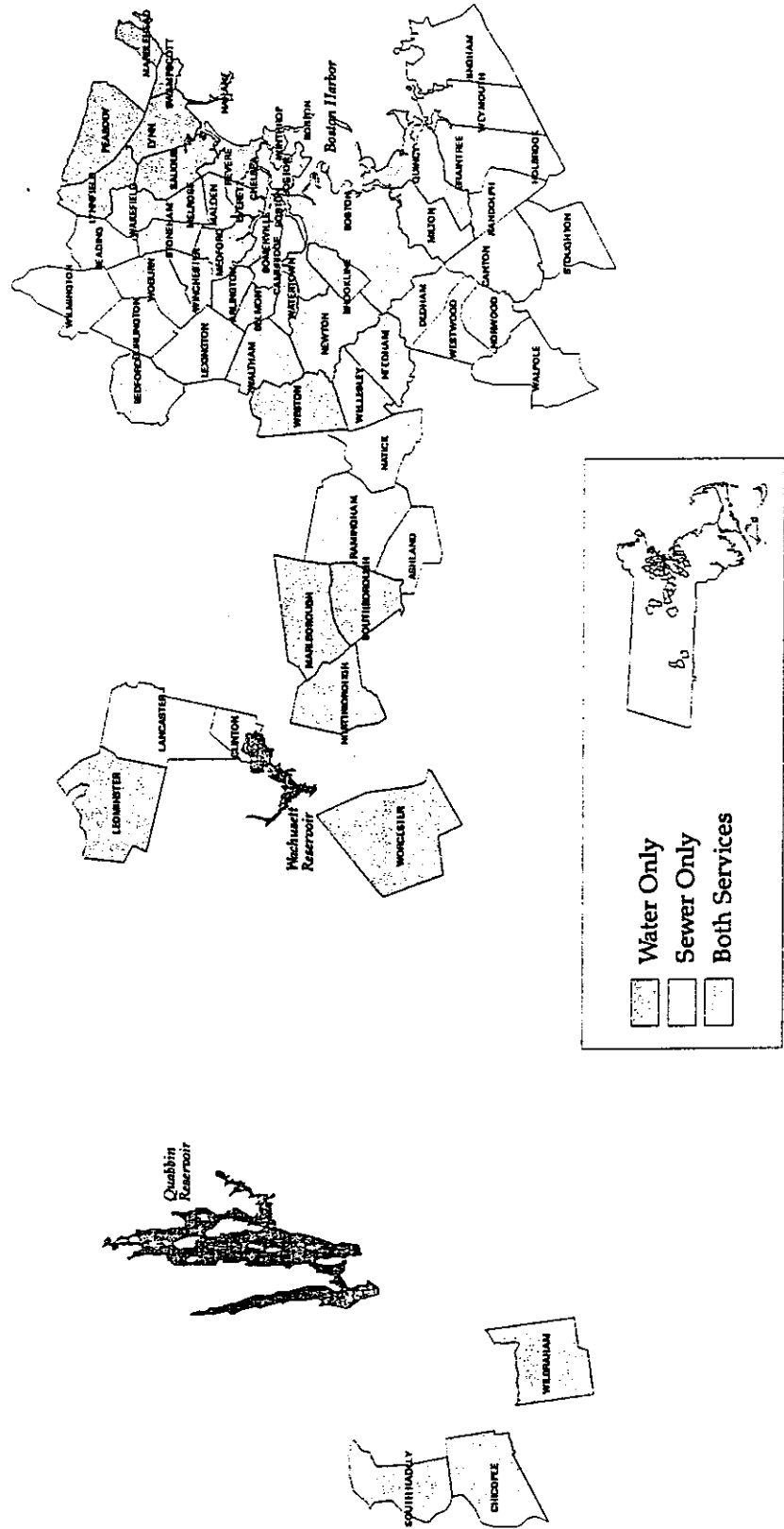
The Massachusetts Legislature has delegated specific responsibilities to the Advisory Board who in turn monitor the MWRA's programs from a ratepayer perspective.

- ◆ serving as a watchdog over the MWRA to ensure proper management and budgetary control;
- ◆ making recommendations on annual expense budgets, capital facility programs, business planning and user charges;
- ◆ holding hearings on matters relating to the MWRA and making subsequent recommendations to the Governor and the Legislature; and,
- ◆ appointing three individuals to the eleven member MWRA Board of Directors.

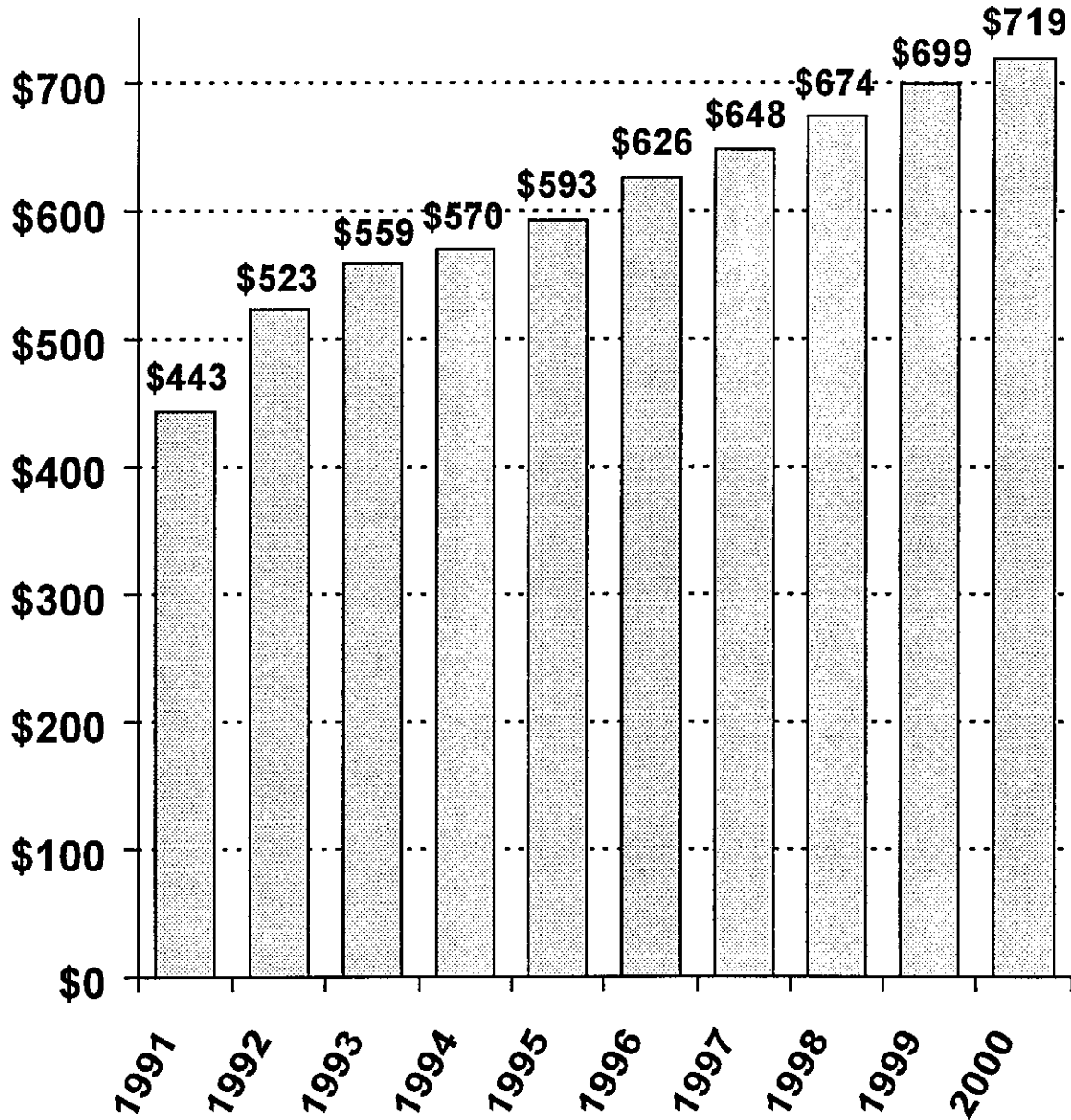
This page intentionally left blank.

MWRA COMMUNITY 2000 WATER AND SEWER CHARGES

MWRA SERVICE AREA




Combined Annual Water & Sewer Charges in MWRA Communities 1991 - 2000



*Charges are based on annual consumption of 12,000 cubic feet (approximately 90,000 gallons).

2000 COMBINED RETAIL WATER & SEWER RATES COMMUNITY CHARGE COMPARISONS



NOTE: Charges are based on an annual water consumption of 12,000 cubic feet (approximately 90,000 gallons).

MWRA SYSTEMWIDE SUMMARY DATA		
2000		
	1999	2000
Avg. combined water and sewer cost	\$698.87	\$718.59
Percent change from prior year	3.7%	2.8%
<u>WATER BILLING FREQUENCY</u>		
Semi-Annual	18	18
Tri-Annual	2	1
Quarterly	36	37
Bi-Monthly	2	2
Monthly	2	2
<u>WATER RATE STRUCTURE</u>		
Ascending Block with Base Charge	16	15
Ascending Block only	17	18
Flat Rate with Base Charge	8	7
Flat Rate only	18	19
Fixed Fee	1	1
<u>ELDERLY/LOW-INCOME DISCOUNTS</u>		
Yes	21	21
No (or n/a)	39	39
<u>DEBT SERVICE EXCLUSION</u>		
	2	2
<u>CHANGES IN COMBINED WATER AND SEWER CHARGES</u>		
Decrease	2	6
No change	29	23
0% to 10% increase	23	26
10% to 20% increase	3	5
20% to 30% increase	3	0
30% to 40% increase	0	0
40% to 50% increase	0	0
Greater than 50% increase	0	0

ANNUAL WATER AND SEWER CHARGES IN COMMUNITIES RECEIVING SERVICES FROM THE MWRA 2000		
	Water	Sewer
Arlington (W/S)*	\$261.80	\$240.00
Ashland (S)	-	578.00
Bedford (S/partial W)	315.00	489.00
Belmont (W/S)	405.00	667.20
Boston (W/S)	239.09	411.01
Braintree (S)	-	512.00
Brookline (W/S)	384.00	480.00
Burlington (S)	-	261.20
Cambridge (S/partial W)	266.40	445.20
Canton (S/partial W)	212.00	523.20
Chelsea (W/S)	240.00	483.60
Chicopee (W)	224.00	-
Clinton (W/S)	87.80	65.70
Dedham (S)	-	388.08
Everett (W/S)	158.00	426.00
Framingham (W/S)	212.40	360.00
Hingham (S)	-	660.00
Holbrook (S)	-	384.00
Leominster (partial W)	168.80	-
Lexington (W/S)	328.00	692.80
Lynn (partial W)	265.30	-
Lynnfield (W)	244.80	-
Malden (W/S)	177.40	383.60
Marblehead (W)	272.00	-
Marlborough (partial W)	328.80	-
Medford (W/S)	281.74	595.32
Melrose (W/S)	234.00	508.68
Milton (W/S)	340.80	741.12
Nahant (W)	614.40	-
Natick (S)	-	621.40
Needham (S/partial W)	215.28	665.40
Newton (W/S)	279.20	538.80
Northborough (partial W)	249.00	-
Norwood (W/S)	199.80	459.36
Peabody (partial W)	227.40	-
Quincy (W/S)	212.40	444.36
Randolph (S)	-	384.60
Reading (S)	-	656.40
Revere (W/S)	187.20	402.00
Saugus (W)	141.00	-
Somerville (W/S)	279.60	426.00
South Hadley (W)	335.60	-
Southborough (W)	261.60	-
Stoneham (W/S)	300.00	690.00
Stoughton (S)	-	825.60
Swampscott (W)	315.60	-
Wakefield (S/partial W)	300.00	668.00
Walpole (S)	-	446.69
Waltham (W/S)	185.16	408.72
Watertown (W/S)	195.40	463.20
Wellesley (S/partial W)	281.46	528.00
Weston (W)	142.70	-
Westwood (S)	-	592.00
Weymouth (S)	-	669.20
Wilbraham (W)	222.00	-
Wilmington (S)	-	229.20
Winchester (S/partial W)*	199.80	250.80
Winthrop (W/S)	306.00	556.80
Woburn (S/partial W)	136.00	234.00
Worcester (partial W)	235.20	-
AVERAGE	\$253.49	\$487.64
Percent change	4.5%	2.3%

Water and Sewer Charges are based on an annual water consumption of 12,000 cubic feet (approximately 90,000 gallons).

*Arlington and Winchester utilize the debt service exclusion as permitted under General Law 59 Section 21C(n).

COMBINED ANNUAL WATER AND SEWER CHARGES IN MWRA COMMUNITIES 2000

(Charges include MWRA, Community and alternatively supplied services)

	Water	Sewer	Combined	Change
Arlington (W/S)*	\$261.80	\$240.00	\$501.80	0.0%
Ashland (S)	307.60	578.00	885.60	9.9%
Bedford (S/partial W)	315.00	489.00	804.00	0.0%
Belmont (W/S)	405.00	667.20	1,072.20	13.6%
Boston (W/S)	239.09	411.01	650.10	0.0%
Braintree (S)	248.00	512.00	760.00	0.0%
Brookline (W/S)	384.00	480.00	864.00	2.9%
Burlington (S)	102.90	261.20	364.10	0.0%
Cambridge (S/partial W)	266.40	445.20	711.60	7.6%
Canton (S/partial W)	212.00	523.20	735.20	0.0%
Chelsea (W/S)	240.00	483.60	723.60	0.0%
Chicopee (W)	224.00	234.25	458.25	9.6%
Clinton (W/S)	87.60	65.70	153.30	0.0%
Dedham (S)	460.44	388.08	848.52	1.0%
Everett (W/S)	156.00	426.00	582.00	9.2%
Framingham (W/S)	212.40	360.00	572.40	6.6%
Hingham (S)	713.16	660.00	1,373.16	0.0%
Holbrook (S)	168.00	384.00	552.00	0.0%
Leominster (partial W)	168.80	150.40	319.20	0.0%
Lexington (W/S)	328.00	692.80	1,020.80	3.9%
Lynn (partial W)	265.30	442.80	708.10	3.0%
Malden (W/S)	177.40	383.60	561.00	0.0%
Marblehead (W)	272.00	483.00	755.00	6.8%
Marlborough (partial W)	328.80	282.00	610.80	13.6%
Medford (W/S)	281.74	595.32	877.05	5.4%
Melrose (W/S)	234.00	508.68	742.68	0.0%
Milton (W/S)	340.80	741.12	1,081.92	1.5%
Nahant (W)	614.40	578.40	1,192.80	1.3%
Natick (S)	188.80	621.40	810.20	-7.2%
Needham (S/partial W)	215.28	665.40	880.68	9.4%
Newton (W/S)	279.20	538.80	818.00	3.5%
Northborough (partial W)	249.00	325.00	574.00	0.0%
Norwood (W/S)	199.80	459.36	659.16	2.3%
Peabody (partial W)	227.40	303.60	531.00	0.0%
Quincy (W/S)	212.40	444.36	656.76	-0.8%
Randolph (S)	174.00	384.60	558.60	2.2%
Reading (S)	427.20	656.40	1,083.60	3.7%
Revere (W/S)	187.20	402.00	589.20	-5.8%
Saugus (W)	141.00	156.00	297.00	0.0%
Somerville (W/S)	273.60	426.00	699.60	5.0%
Stoneham (W/S)	300.00	690.00	990.00	8.6%
Stoughton (S)	264.52	825.60	1,090.12	0.0%
Swampscott (W)	315.60	280.80	596.40	-4.2%
Wakefield (S/partial W)	300.00	668.00	968.00	3.2%
Walpole (S)	305.88	446.69	752.57	2.1%
Waltham (W/S)	185.16	408.72	593.88	6.3%
Watertown (W/S)	195.40	463.20	658.60	-5.0%
Wellesley (S/partial W)	281.46	528.00	809.46	0.0%
Westwood (S)	460.44	592.00	1,052.44	4.8%
Weymouth (S)	297.92	669.20	967.12	17.3%
Willbraham (W)	222.00	315.60	537.60	5.7%
Wilmington (S)	274.80	229.20	504.00	-11.6%
Winchester (S/partial W)*	199.80	250.80	450.60	18.1%
Winthrop (W/S)	306.00	556.80	862.80	0.0%
Woburn (S/partial W)	136.00	234.00	370.00	0.0%
Worcester (partial W)	235.20	163.20	398.40	3.4%
AVERAGE	\$269.10	\$449.49	\$718.59	2.8%

The following communities do not provide municipal sewer services and therefore are not listed: Lynnfield Water District, South Hadley Fire District #1, Southborough and Weston. *Arlington and Winchester utilize the debt service exclusion as permitted under General Law 59 Section 21C(n).

Arlington (W/S)

Residential Water Rates:

Last adjusted: July 1, 1994
 Next adjustment scheduled: n/a
 Fund: Enterprise

Base charge per bill \$16.90
 First 20,000 CF \$ 1.90/HCF
 Over 20,000 CF \$ 2.80 "

Billing Frequency: Semi-Annual

Annual cost per 120 HCF (≈ 90,000 gallons):

Water	\$ 261.80
Sewer	\$ 240.00
Combined	\$ 501.80
Percentage change from 1999	0.0%

Residential Sewer Rates:

Last adjusted: July 1, 1994
 Next adjustment scheduled: n/a
 Fund: Enterprise

First 100,000 CF \$ 2.00/HCF
 Over 100,000 CF \$ 4.00 "
 Based on 100% of water usage.

Commercial Water Rates:

Same as residential

Commercial Sewer Rates:

Same as residential

Elderly and/or Lower Income Discounts: n/a

Arlington utilizes the debt service exclusion as permitted under General Law 59 Section 21C(n).

Ashland (S)

Residential Water Rates:

Last adjusted: July 31, 2000
 Next adjustment scheduled: n/a
 Fund: Enterprise

Base Charge per bill \$15.00
 1 - 2,000 CF \$ 2.10/HCF
 2,001 - 7,000 CF \$ 2.42 "
 7,001 - 15,000 CF \$ 2.52 "
 15,000 - 30,000 CF \$ 2.63 "
 Over 30,000 CF \$ 2.70 "

Billing Frequency: Semi-Annual

Annual cost per 120 HCF (≈ 90,000 gallons):

Water	\$ 307.60
Sewer	\$ 578.00
Combined	\$ 885.60
Percentage change from 1999	9.9%

Residential Sewer Rates:

Last adjusted: July 31, 2000
 Next adjustment scheduled: n/a
 Fund: Enterprise

Base Charge per bill \$20.00
 1 - 2,000 CF \$ 4.25/HCF
 2,001 - 7,000 CF \$ 4.60 "
 7,001 - 15,000 CF \$ 4.85 "
 15,000 - 30,000 CF \$ 5.25 "
 Over 30,000 CF \$ 5.50 "
 Based on 100% of water usage.

Commercial Water Rates:

Same as residential

Commercial Sewer Rates:

Same as residential

Elderly and/or Lower Income Discounts: Yes

Only 58% of Ashland's census population is sewered. The 1999 Rates Survey should have cited the respective water and sewer base charges at \$15 per bill.

Bedford (partial W/S)

Residential Water Rates:

Last adjusted: August 2, 1999
 Next adjustment scheduled: n/a
 Fund: General

Base charge per bill: \$17.50
 0 - 2,000 CF \$ 0.60/HCF
 Over 2,001 CF \$ 3.20 "

Residential Sewer Rates:

Last adjusted: August 2, 1999
 Next adjustment scheduled: n/a
 Fund: General

Base charge per bill: \$22.50
 0 - 2,000 CF \$ 1.50/HCF
 Over 2,001 CF \$ 4.80 "
 Based on 100% of water usage.

Billing Frequency: Residential: Semi-Annual. Commercial: Monthly.

Annual cost per 120 HCF (≈ 90,000 gallons):

Water	\$ 315.00
Sewer	\$ 489.00
Combined	\$ 804.00
Percentage change from 1999	0.0%

Commercial Water Rates:

\$3.20/HCF plus \$17.50 Base Charge.

Elderly and/or Lower Income Discounts: No

Commercial Sewer Rates:

\$4.80/HCF plus \$22.50 Base Charge.

Only 81% of Bedford's census population is sewered.

Belmont (W/S)

Residential Water Rates:

Last adjusted: July 1, 2000
 Next adjustment scheduled: n/a
 Fund: Special Revenue

Base charge per bill \$11.55
 All units \$ 2.99/HCF

Billing Frequency: Quarterly

Annual cost per 120 HCF (≈ 90,000 gallons):

Water	\$ 405.00
Sewer	\$ 667.20
Combined	\$1,072.20
Percentage change from 1999	13.6%

Residential Sewer Rates:

Last adjusted: June 1, 2000
 Next adjustment scheduled: n/a
 Fund: General

All units \$ 5.56/HCF
 Based on 100% of water usage.

Commercial Water Rates:

Same as residential

Commercial Sewer Rates:

Same as residential

Elderly and/or Lower Income Discounts: Water, first 8 HCF=\$11.00, all units beyond 8 HCF=\$1.75. Sewer discount based on all sewer consumption, \$4.95/HCF.

Boston – Boston Water and Sewer Commission (W/S)

Residential Water Rates:

Last adjusted: January 1, 1993
 Next adjustment scheduled: 2002 (unconfirmed)
 Fund: Enterprise

First 19 CF/Daily	\$1.991/HCF
Next 20 CF	\$1.994 "
Next 50 CF	\$1.999 "
Next 70 CF	\$2.003 "
Next 190 CF	\$2.010 "
Next 250 CF	\$2.012 "
Next 700 CF	\$2.019 "
Next 1,700 CF	\$2.023 "
Next 3,000 CF	\$2.028 "
Over 5,999 CF	\$2.032 "

Residential Sewer Rates:

Last adjusted: January 1, 1993
 Next adjustment scheduled: 2002 (unconfirmed)
 Fund: Enterprise

First 19 CF/Daily	\$3.409/HCF
Next 20 CF	\$3.447 "
Next 50 CF	\$3.488 "
Next 70 CF	\$3.528 "
Next 190 CF	\$3.567 "
Next 250 CF	\$3.608 "
Next 700 CF	\$3.649 "
Next 1,700 CF	\$3.686 "
Next 3,000 CF	\$3.727 "
Over 5,999 CF	\$3.765 "

Based on 100% of water usage.

Billing Frequency: Monthly

Annual cost per 120 HCF (≈ 90,000 gallons):

Water	\$ 239.09
Sewer	\$ 411.01
Combined	\$ 650.10
Percentage change from 1999	0.0%

Commercial Water Rates:

Same as residential

Commercial Sewer Rates:

Same as residential

Elderly and/or Lower Income Discounts: 25% Elderly/Disabled Discount on water charges only.

Braintree (S)

Residential Water Rates:

Last adjusted: October 1, 1996
 Next adjustment scheduled: n/a
 Fund: Enterprise

Base charge per bill \$ 10.00
 0-5/HCF \$ 1.40/HCF
 6-35/HCF \$ 1.80/HCF
 Over 35 HCF \$ 2.00/HCF

Billing Frequency: Quarterly

Annual cost per 120 HCF (≈ 90,000 gallons):

Water	\$ 248.00
Sewer	\$ 512.00
Combined	\$ 760.00
Percentage change from 1999	0.0%

Commercial Water Rates:

Same as residential

Elderly and/or Lower Income Discounts: No

Residential Sewer Rates:

Last adjusted: October 1, 1996
 Next adjustment scheduled: n/a
 Fund: Enterprise

Base charge per bill \$ 10.00
 0-5/HCF \$ 3.60/HCF
 6-35/HCF \$ 4.00/HCF
 Over 35 HCF \$ 4.90/HCF
 Based on 100% of water usage.

Commercial Sewer Rates:

Same as residential

Brookline (W/S)

Residential Water Rates:

Last adjusted: July 1, 2000
 Next adjustment scheduled: July 1, 2001
 Fund: Enterprise

All units \$ 3.20/HCF

Billing Frequency: Quarterly

Annual cost per 120 HCF (≈ 90,000 gallons):

Water	\$ 384.00
Sewer	\$ 480.00
Combined	\$ 864.00
Percentage change from 1999	2.9%

Commercial Water Rates:

Same as residential

Elderly and/or Lower Income Discounts: No

Residential Sewer Rates:

Last adjusted: July 1, 2000
 Next adjustment scheduled: July 1, 2001
 Fund: Enterprise

All units \$ 4.00/HCF
 Based on 100% of water usage.

Commercial Sewer Rates:

Same as residential

Burlington (S)

Residential Water Rates:

Last adjusted: July 1, 1992
 Next adjustment scheduled: n/a
 Fund: General

Base charge per bill includes:
 First 20,000 gals. \$18.80
 20,001 - 30,000 gals. \$ 1.21/000 gals.
 30,001 - 50,000 gals. \$ 1.37 "
 50,001 - 70,000 gals. \$ 1.68 "
 Over 70,001 gals. \$ 2.00 "

Residential Sewer Rates:

Last adjusted: July 1, 1992
 Next adjustment scheduled: n/a
 Fund: Enterprise

Base charge per bill includes:
 First 20,000 gals. \$37.60
 20,001 - 30,000 gals. \$ 3.45/000 gals.
 30,001 - 50,000 gals. \$ 3.90 "
 50,001 - 70,000 gals. \$ 4.80 "
 Over 70,001 gals. \$ 5.70 "
 Based on 100% of water usage.

Billing Frequency: Residential: Semi-Annual. Commercial: Quarterly.

Annual cost per 120 HCF (≈ 90,000 gallons):

Water	\$ 102.90
Sewer	\$ 261.20
Combined	\$ 364.10
Percentage change from 1999	0.0%

Commercial Water Rates:

Base charge per bill includes:
 First 10,000 gals. \$ 9.40
 10,001 - 15,000 gals. \$ 1.26/000 gals.
 15,001 - 35,000 gals. \$ 1.37 "
 Over 35,001 gals. \$ 1.89 "

Commercial Sewer Rates:

Base charge per bill includes:
 First 10,000 gals. \$18.80
 10,001 - 15,000 gals. \$ 3.60/000 gals.
 15,001 - 35,000 gals. \$ 3.90 "
 Over 35,001 gals. \$ 5.40 "

Elderly and/or Lower Income Discounts: No

Cambridge (partial W/S)

Residential Water Rates:

Last adjusted: April 1, 2000
 Next adjustment scheduled: April 1, 2001
 Fund: Enterprise

0 - 40 HCF	\$ 2.22/HCF
41 - 400 HCF	\$ 2.40 "
401 - 2,000 HCF	\$ 2.53 "
2,001 - 10,000 HCF	\$ 2.70 "
Over 10,000 HCF	\$ 2.91 "

Billing Frequency: Quarterly

Annual cost per 120 HCF (≈ 90,000 gallons):

Water	\$ 266.40
Sewer	\$ 445.20
Combined	\$ 711.60
Percentage change from 1999	7.6%

Commercial Water Rates:

Same as residential

Residential Sewer Rates:

Last adjusted: April 1, 2000
 Next adjustment scheduled: April 1, 2001
 Fund: General

0 - 40 HCF	\$ 3.71/HCF
41 - 400 HCF	\$ 3.93 "
401 - 2,000 HCF	\$ 4.03 "
2,001 - 10,000 HCF	\$ 4.56 "
Over 10,000 HCF	\$ 4.83 "

Based on 100% of water usage.

Commercial Sewer Rates:

Same as residential

Elderly and/or Lower Income Discounts: Yes, residents over 65 who own/occupy their own home are eligible for a 10% discount on water/sewer bills, depending on certain conditions.

Canton (partial W/S)

Residential Water Rates:

Last adjusted: October 1, 1998
 Next adjustment scheduled: n/a
 Fund: Enterprise

0 - 20 HCF	\$ 1.38/HCF
21 - 40 HCF	\$ 2.54 "
41 - 60 HCF	\$ 3.82 "
Over 60 HCF	\$ 4.43 "

Billing Frequency: Quarterly

Annual cost per 120 HCF (≈ 90,000 gallons):

Water	\$ 212.00
Sewer	\$ 523.20
Combined	\$ 735.20
Percentage change from 1999	0.0%

Commercial Water Rates:

0 - 400 HCF	\$ 3.13/HCF
Over 400 HCF	\$ 4.66/HCF

Residential Sewer Rates:

Last adjusted: October 1, 1998
 Next adjustment scheduled: n/a
 Fund: Enterprise

0 - 20 HCF	\$ 4.20/HCF
21 - 40 HCF	\$ 4.68 "
41 - 60 HCF	\$ 5.62 "
Over 60 HCF	\$ 6.99 "

Based on 100% of water usage.

Commercial Sewer Rates:

0 - 400 HCF	\$ 5.67/HCF
Over 400 HCF	\$ 9.31/HCF

Elderly and/or Lower Income Discounts: No

Only 73% of the Canton census population is sewered.

Chelsea (W/S)

Residential Water Rates:

Last adjusted: July 1, 2000
 Next adjustment scheduled: July 1, 2001
 Fund: Enterprise

All units \$ 2.00/HCF

Billing Frequency: Monthly

Annual cost per 120 HCF (≈ 90,000 gallons):

Water	\$ 240.00
Sewer	\$ 483.60
Combined	\$ 723.60
Percentage change from 1999	0.0%

Residential Sewer Rates:

Last adjusted: July 1, 2000
 Next adjustment scheduled: July 1, 2001
 Fund: Enterprise

All units \$ 4.03/HCF

Based on 100% of water usage.

Commercial Water Rates:

Same as residential

Elderly and/or Lower Income Discounts: No

Commercial Sewer Rates:

Same as residential

Chicopee (W)

Residential Water Rates:

Last adjusted: April 1, 1998
 Next adjustment scheduled: n/a
 Fund: Special Revenue

Base charge per bill includes:

Meter Rental Charge 5/8" Meter	\$ 2.00
Min Charge 1,000 CF or less	\$ 18.00
Over 1,000 CF	\$ 1.80/HCF

Billing Frequency: Quarterly

Annual cost per 120 HCF (≈ 90,000 gallons):

Water	\$ 224.00
Sewer	\$ 234.25
Combined	\$ 458.25
Percentage change from 1999	9.6%

Residential Sewer Rates:

Last adjusted: July 1, 2000
 Next adjustment scheduled: n/a
 Fund: Special Revenue (Sewer Use Fee)

Base Minimum Charge: \$10.00

All units \$ 1.75/HCF

Based on 100% of water usage, with a summer discount of 30% during the months of June, July and August.

Commercial/Industrial Water Rates:

Accounts with consumption in excess of 1.2 million CF/YR \$ 0.75/HCF

Elderly and/or Lower Income Discounts: No

Commercial/Industrial Sewer Rates:

Same as residential

Clinton (W/S)**Residential Water Rates:**

Last adjusted: July 1, 1990
 Next adjustment scheduled: n/a
 Fund: General

All units \$ 0.73/HCF
 Billing Frequency: Semi-Annual

Annual cost per 120 HCF (≈ 90,000 gallons):
 Water \$ 87.60
 Sewer \$ 65.70
 Combined \$ 153.30
 Percentage change from 1999 0.0%

Residential Sewer Rates:

Last adjusted: July 1, 1990
 Next adjustment scheduled: n/a
 Fund: Enterprise

Sewer bill is 75% of water bill

Commercial Water Rates:

Same as residential

Elderly and/or Lower Income Discounts: No

Commercial Sewer Rates:

Same as residential

Dedham (S)**Residential Water Rates:**

Last adjusted: April 7, 2000
 Next adjustment scheduled: January 1, 2001
 Fund: General

Base charge per bill includes:
 First 500 CF \$ 29.61
 Over 500 CF \$ 3.42/HCF

Billing Frequency: Quarterly

Annual cost per 120 HCF (≈ 90,000 gallons):
 Water \$ 460.44
 Sewer \$ 388.08
 Combined \$ 848.52
 Percentage change from 1999 1.0%

Commercial Water Rates:

Minimum charge 5/8" meter
 with 900 CF allowance \$ 43.32

Minimum charge 3/4" meter
 with 1,500 CF allowance \$ 70.08

Minimum charge 1" meter
 with 2,400 CF allowance \$ 113.40

Minimum charge 1 1/2" meter
 with 4,800 CF allowance \$ 226.77

Residential Sewer Rates:

Last adjusted: July 1, 2000
 Next adjustment scheduled: n/a
 Fund: General

All units \$ 5.39/HCF
 Based on 60% of water usage.

Commercial Sewer Rates:

All units \$ 5.39/HCF
 Based on 60% of water usage.

(Dedham Continued)

Minimum charge 2" meter with 7,500 CF allowance	\$ 356.67
Minimum charge 3" meter with 15,000 CF allowance	\$ 700.89
Minimum charge 4" meter with 24,000 CF allowance	\$ 1,133.46
Minimum charge 6" meter with 48,000 CF allowance	\$ 2,267.79
Minimum charge 8" meter with 96,000 CF allowance	\$ 4,285.68
All units in excess of allowance	\$ 3.42/HCF

Elderly and/or Lower Income Discounts: No

Everett (W/S)

Residential Water Rates:

Last adjusted:	July 1, 2000
Next adjustment scheduled:	n/a
Fund:	General
0-30 HCF	\$ 1.30/HCF
31-60 HCF	\$ 1.55 "
61-100 HCF	\$ 1.85"
Balance	\$ 2.10"

Billing Frequency: Quarterly

Annual cost per 120 HCF (≈ 90,000 gallons):

Water	\$ 156.00
Sewer	\$ 426.00
Combined	\$ 582.00
Percentage change from 1999	9.2%

Commercial Water Rates:

Same as residential

Elderly and/or Lower Income Discounts: Yes, 15% on water.

Residential Sewer Rates:

Last adjusted:	July 1, 2000
Next adjustment scheduled:	n/a
Fund:	General
0-30 HCF	\$ 3.55/HCF
31-60 HCF	\$ 4.39 "
61-100 HCF	\$ 5.00"
Balance	\$ 5.55"

Based on 100% of water usage.

Commercial Sewer Rates:

Same as residential

Framingham (W/S)

Residential Water Rates:

Last adjusted: July 19, 2000
 Next adjustment scheduled: 2001
 Fund: Enterprise

1 - 156 HCF \$ 1.77/HCF
 157 - 3,000 \$ 2.25 "
 Over 3,001 \$ 2.55 "

Billing Frequency: Quarterly

Annual cost per 120 HCF (≈ 90,000 gallons):

Water	\$ 212.40
Sewer	\$ 360.00
Combined	\$ 572.40
Percentage change from 1999	6.6%

Residential Sewer Rates:

Last adjusted: July 19, 2000
 Next adjustment scheduled: 2001
 Fund: Enterprise

1 - 156 HCF \$ 3.00/HCF
 157 - 3,000 \$ 4.57 "
 Over 3,001 \$ 6.07 "

Based on 100% of water usage.

Commercial Water Rates:

Same as residential

Commercial Sewer Rates:

Same as residential

Elderly and/or Lower Income Discounts: Yes, elderly discount for water only.

Hingham (S)

Residential Water Rates:

Last adjusted: June 1, 1996
 Next adjustment scheduled: 2000/2001
 Fund: Private Company

Base charge per bill \$ 76.35
 0 - 36 HCF \$ 2.040/HCF
 37 - 839 HCF \$ 1.073/HCF
 Over 839 HCF \$.900/HCF

Consumption charge for water treatment facility lease 1/HCF \$.795/HCF
 Consumption charge for water treatment O& M 1/HCF \$.563/HCF

Billing Frequency: Water: Quarterly. Sewer: Semi-Annual.

Annual cost per 120 HCF (≈ 90,000 gallons):

Water	\$ 713.16
Sewer	\$ 660.00
Combined	\$ 1,373.16
Percentage change from 1999	0.0%

Residential Sewer Rates:

Last adjusted: May 1, 2000
 Next adjustment scheduled: May 1, 2001
 Fund: Special Revenue

All units \$ 5.50/HCF
 Based on 100% of water usage.

Commercial Water Rates:

Same as residential

Commercial Sewer Rates:

Same as residential

Elderly and/or Lower Income Discounts: n/a

- * Of Hingham's census population, only 31% utilize local sewers receiving MWRA wholesale sewer service.
- * Hingham's water services are provided by the Massachusetts-American Water Company.

Holbrook (S)

Residential Water Rates:

Last adjusted: October 1, 1995
 Next adjustment scheduled: 2001
 Fund: n/a

All units \$ 1.40/HCF
 Billing Frequency: Semi-Annual

Annual cost per 120 HCF (≈ 90,000 gallons):

Water	\$ 168.00
Sewer	\$ 384.00
Combined	\$ 552.00
Percentage change from 1999	0.0%

Residential Sewer Rates:

Last adjusted: October 1, 1996
 Next adjustment scheduled: 2001
 Fund: General

All Units \$ 3.20/HCF
 Based on 100% of water usage.

Commercial Water Rates:

All units \$ 1.45/HCF

Commercial Sewer Rates:

All units \$ 3.30/HCF

Elderly and/or Lower Income Discounts: No

Only 58.5% of the Holbrook census population is sewered.

Leominster (partial W)

Residential Water Rates:

Last adjusted: July 1, 1997
 Next adjustment scheduled: n/a
 Fund: Special Revenue

Base Charge per bill includes:
 First 6 HCF \$ 11.00
 Over 6 HCF \$ 1.30/HCF

Billing Frequency: Quarterly

Annual cost per 120 HCF (≈ 90,000 gallons):

Water	\$ 168.80
Sewer	\$ 150.40
Combined	\$ 319.20
Percentage change from 1999	0.0%

Residential Sewer Rates:

Last adjusted: July 1, 1997
 Next adjustment scheduled: n/a
 Fund: Special Revenue

Base Charge per bill includes:
 First 6 HCF \$ 10.00
 Over 6 HCF \$ 1.15/HCF
 Based on 100% of water usage.

Commercial Water Rates:

Same as residential

Commercial Sewer Rates:

Same as residential

Elderly and/or Lower Income Discounts: n/a

Lexington (W/S)

Residential Water Rates:

Last adjusted: July, 2000
 Next adjustment scheduled: July, 2002
 Fund: Enterprise

First 20 HCF	\$ 1.99/HCF
21 - 40 HCF	\$ 2.76 "
41 - 80 HCF	\$ 3.45 "
Over 81 HCF	\$ 4.50 "

Billing Frequency: Semi-Annual

Annual cost per 120 HCF (≈ 90,000 gallons):

Water	\$ 328.00
Sewer	\$ 692.80
Combined	\$1,020.80
Percentage change from 1999	3.9%

Commercial Water Rates:

Same as residential

Elderly and/or Lower Income Discounts: No

Residential Sewer Rates:

Last adjusted: July, 2000
 Next adjustment scheduled: July, 2002
 Fund: Enterprise

First 20 HCF	\$ 4.44/HCF
21 - 40 HCF	\$ 5.49 "
41 - 80 HCF	\$ 7.39 "
Over 81 HCF	\$11.93"

Based on 100% of water usage.

Commercial Sewer Rates:

Same as residential

Lynn (partial W)

Residential Water Rates:

Last adjusted: July 1, 2000
 Next adjustment scheduled: July 1, 2001
 Fund: Enterprise

0 - 2,740 CF	\$ 2.21/HCF
2,741 - 7,305 CF	\$ 2.22 "
7,306 - 281,245 CF	\$ 2.23 "
Over 281,246 CF	\$ 2.24 "

Billing Frequency: Quarterly

Annual cost per 120 HCF (≈ 90,000 gallons):

Water	\$ 265.30
Sewer	\$ 442.80
Combined	\$ 708.10
Percentage change from 1999	3.0%

Commercial Water Rates:

Same as residential

Elderly and Disabled Discounts: Yes, for owner occupied discounts on water service for widows and widowers, elderly and fully disabled. Single family 15%, two family 7.5% and three family 5%.

Residential Sewer Rates:

Last adjusted: July 1, 2000
 Next adjustment scheduled: July 1, 2001
 Fund: Enterprise

0 - 2,740 CF	\$ 3.69/HCF
2,741 - 7,305 CF	\$ 3.70 "
7,306 - 281,245 CF	\$ 3.71 "
Over 281,246 CF	\$ 3.72 "

Based on 100% of water usage.

Commercial Sewer Rates:

Same as residential

Lynnfield - Lynnfield Water District (W)

Residential Water Rates:

Last adjusted: April 10, 2000
 Next adjustment scheduled: n/a
 Fund: General

Base charge per bill includes:
 First 2,000 CF \$ 50.00
 2,001 - 10,000 CF \$ 1.81/HCF
 Over 10,000 CF \$ 1.97 "

Billing Frequency: Residential: Semi-Annual. Commercial: Quarterly.

Annual cost per 120 HCF (≈ 90,000 gallons):

Water	\$ 244.80
Sewer	not sewered
Combined	\$ 244.80
Percentage change from 1999	16.1%

Residential Sewer Rates:

Last adjusted: n/a
 Next adjustment scheduled: n/a
 Fund: n/a

Community not sewered

Commercial Water Rates:

Base charge per quarterly bill includes:
 First 1,000 CF \$ 25.00/HCF
 1,001 - 5,000 CF \$ 1.81 "
 Over 5,000 CF \$ 1.97 "

Elderly and/or Lower Income Discounts: n/a

Commercial Sewer Rates:

n/a

Malden (W/S)

Residential Water Rates:

Last adjusted: July 1, 1997
 Next adjustment scheduled: July 1, 2001
 Fund: Enterprise

Base charge per bill includes:
 First 1,000 CF \$ 15.00
 1,001 - 5,000 CF \$ 1.33/HCF
 5,001 - 75,000 CF \$ 2.05 "
 Over 75,000 CF \$ 2.53 "

Billing Frequency: Semi-Annual

Annual cost per 120 HCF (≈ 90,000 gallons):

Water	\$ 177.40
Sewer	\$ 383.60
Combined	\$ 561.00
Percentage change from 1999	0.0%

Commercial Water Rates:

n/a

Elderly and/or Lower Income Discounts: n/a

Residential Sewer Rates:

Last adjusted: July 1, 1997
 Next adjustment scheduled: July 1, 2001
 Fund: Enterprise

Base charge per bill includes:
 First 1,000 CF \$ 15.00
 1,001 - 5,000 CF \$ 3.11/HCF
 5,001 - 75,000 CF \$ 5.24 "
 Over 75,000 CF \$ 5.78 "
 Based on 100% of water usage.

Commercial Sewer Rates:

n/a

Marblehead (W)

Residential Water Rates:

Last adjusted: July 1, 2000
 Next adjustment scheduled: July 2, 2001
 Fund: Enterprise

Base charge per quarter \$ 6.50
 First 3,000 CF \$ 2.05/HCF
 Over 3,000 CF \$ 2.35 "

Billing Frequency: Quarterly

Annual cost per 120 HCF (≈ 90,000 gallons):

Water	\$ 272.00
Sewer	\$ 483.00
Combined	\$ 755.00
Percentage change from 1999	6.8%

Residential Sewer Rates:

Last adjusted: July 1, 2000
 Next adjustment scheduled: July 1, 2001
 Fund: Enterprise

Base charge per quarter \$ 3.75
 First 3,000 CF \$ 3.90/HCF
 Over 3,000 CF \$ 4.20 "
 Based on 100% of water usage.

Commercial Water Rates:

Same as residential

Elderly and/or Lower Income Discounts: No

Commercial Sewer Rates:

Same as residential

- Marblehead is a member of the South Essex Sewer District.
- Sewer deduct meters are utilized in Marblehead, reducing total sewerage bills on average by 20%.

Marlborough (partial W)

Residential Water Rates:

Last adjusted: January, 2000
 Next adjustment scheduled: January, 2001
 Fund: Enterprise

All units \$ 2.74/HCF

Billing Frequency: Residential: Quarterly. Large volume users: Monthly.

Annual cost per 120 HCF (≈ 90,000 gallons):

Water	\$ 328.80
Sewer	\$ 282.00
Combined	\$ 610.80
Percentage change from 1999	13.6%

Residential Sewer Rates:

Last adjusted: January, 2000
 Next adjustment scheduled: January, 2001
 Fund: Enterprise

All units \$ 2.35/HCF
 Based on 100% of water usage.

Commercial Water Rates:

Same as residential

Elderly and/or Lower Income Discounts: No

Commercial Sewer Rates:

Same as residential

Medford (W/S)

Residential Water Rates:

Last adjusted: January 1, 2000
 Next adjustment scheduled: n/a
 Fund: Enterprise

All units \$ 2.348/HCF

Billing Frequency: Quarterly

Annual cost per 120 HCF (≈ 90,000 gallons):

Water	\$ 281.74
Sewer	\$ 595.32
Combined	\$ 877.06
Percentage change from 1999	5.4%

Commercial Water Rates:

Same as residential

Elderly and/or Lower Income Discounts: Yes

Residential Sewer Rates:

Last adjusted: January 1, 2000
 Next adjustment scheduled: n/a
 Fund: Enterprise

All units \$ 4.961/HCF
 Based on 100% of water usage.

Commercial Sewer Rates:

Same as residential

Melrose (W/S)

Residential Water Rates:

Last adjusted: June 17, 1996
 Next adjustment scheduled: n/a
 Fund: Enterprise

All units \$ 1.95/HCF

Billing Frequency: Quarterly

Annual cost per 120 HCF (≈ 90,000 gallons):

Water	\$ 234.00
Sewer	\$ 508.68
Combined	\$ 742.68
Percentage change from 1999	0.0%

Commercial Water Rates:

All units \$ 2.42/HCF

Elderly and/or Lower Income Discounts: Yes, 20% discount on water and sewer.

Residential Sewer Rates:

Last adjusted: July 1, 1998
 Next adjustment scheduled: January 1, 2001
 Fund: Enterprise

All units \$ 4.71/HCF
 Based on 90% of water usage. If second meter is installed, then based on 100% of primary meter.

Commercial Sewer Rates:

All units \$ 4.71/HCF

Milton (W/S)

Residential Water Rates:

Last adjusted: August 15, 2000
 Next adjustment scheduled: August 15, 2001
 Fund: Special Revenue

Base charge per bill includes:
 From 0 - 6 HCF \$ 12.00
 Over 6 HCF \$ 3.05/HCF

Billing Frequency: Quarterly

Annual cost per 120 HCF (≈ 90,000 gallons):

Water	\$ 340.80
Sewer	\$ 741.12
Combined	\$1,081.92
Percentage change from 1999	1.5%

Commercial Water Rates:

Same as residential

Elderly and/or Lower Income Discounts: No

Residential Sewer Rates:

Last adjusted: July 1, 1999
 Next adjustment scheduled: n/a
 Fund: Special Revenue

Base charge per bill includes:
 From 0 - 6 HCF \$ 12.00
 Over 6 HCF \$ 7.22/HCF
 Based on 100% of water usage.

Commercial Sewer Rates:

Same as residential

Nahant (W)

Residential Water Rates:

Last adjusted: July 1, 2000
 Next adjustment scheduled: n/a
 Fund: General

All units \$ 5.12/HCF

Billing Frequency: Tri-Annual

Annual cost per 120 HCF (≈ 90,000 gallons):

Water	\$ 614.40
Sewer	\$ 578.40
Combined	\$ 1,192.80
Percentage change from 1999	1.3%

Commercial Water Rates:

Same as residential

Elderly and/or Lower Income Discounts: No

Residential Sewer Rates:

Last adjusted: July 1, 2000
 Next adjustment scheduled: n/a
 Fund: General

All units \$ 4.82/HCF
 Based on 100% of water usage.

Commercial Sewer Rates:

Same as residential

Nahant receives wholesale wastewater services from the Lynn Water and Sewer Commission.

Natick (S)

Residential Water Rates:

Last adjusted: January, 2000
 Next adjustment scheduled: January, 2001
 Fund: Special Revenue

0-7 HCF \$ 5.00/HCF
 8-20 HCF \$ 1.40/HCF
 21-100 HCF \$ 2.40/HCF
 Balance \$ 2.90/HCF

Billing Frequency: Quarterly

Annual cost per 120 HCF (≈ 90,000 gallons):

Water	\$ 188.80
Sewer	\$ 621.40
Combined	\$ 810.20
Percentage change from 1999	-7.2%

Residential Sewer Rates:

Last adjusted: January, 2000
 Next adjustment scheduled: January, 2001
 Fund: Special Revenue

0-7 HCF \$ 7.00/HCF
 Balance \$ 6.45/HCF
 Based on 100% water usage.

Commercial Water Rates:

n/a

Commercial Sewer Rates:

n/a

Elderly and/or Lower Income Discounts: Yes, elderly discount will not be charged for the first seven HCF in a quarter. The rate for all other usage will be discounted by 25%.

- Only 82% of Natick's census population is sewered
- For the "Calendar 2000" rate schedule the minimum bill amount will be applied to all accounts. This charge includes the first 7 HCF. In the "Prior Billing" rate schedule, the minimum bill applied only to accounts with usage of 7 HCF or less. Accounts with usage of 8 HCF and greater were billed "Rate 1" fees for all use.

Needham (S/partial W)

Residential Water Rates:

Last adjusted: October 1, 2000
 Next adjustment scheduled: October 1, 2001
 Fund: Enterprise

1-12/HCF \$ 1.50/HCF
 13-30/HCF \$ 1.99/ "
 31-50/HCF \$ 2.41/ "
 Over 50/HCF \$ 2.94/ "

Billing Frequency: Quarterly

Annual cost per 120 HCF (≈ 90,000 gallons):

Water	\$ 215.28
Sewer	\$ 665.40
Combined	\$ 880.68
Percentage change from 1999	9.4%

Residential Sewer Rates:

Last adjusted: October 1, 2000
 Next adjustment scheduled: October 1, 2001
 Fund: Enterprise

1-15/HCF \$ 5.11/HCF
 16-30/HCF \$ 5.98/ "
 31-50/HCF \$ 7.04/ "
 Over 50/HCF \$ 7.76/ "
 Based on 100% of water usage.

Commercial Water Rates:

Same as residential

Commercial Sewer Rates:

Same as residential

Elderly and/or Lower Income Discounts: n/a

Only 88% of Needham's census population is sewered.

Newton (W/S)**Residential Water Rates:**

Last adjusted: July 11, 2000
 Next adjustment scheduled: n/a
 Fund: Special Revenue

First 20 HCF \$ 2.18/HCF
 21 - 70 HCF \$ 2.62 "
 Over 70 HCF \$ 3.14 "

Billing Frequency: Quarterly

Annual cost per 120 HCF (≈ 90,000 gallons):

Water	\$ 279.20
Sewer	\$ 538.80
Combined	\$ 818.00
Percentage change from 1999	3.5%

Commercial Water Rates:

Same as residential

Elderly and/or Lower Income Discounts: Yes, a 30% discount for water supplied to dwellings owned and inhabited by any person who is certified by the Board of Assessors as qualifying under one or more of the tax exemption programs set out in Massachusetts General Laws.

Residential Sewer Rates:

Last adjusted: July 11, 2000
 Next adjustment scheduled: n/a
 Fund: Special Revenue

First 20 HCF \$ 4.21/HCF
 21 - 70 HCF \$ 5.05 "
 Over 70 HCF \$ 6.06 "

Based on 100% of water usage.

Commercial Sewer Rates:

Same as residential

Northborough (partial W)**Residential Water Rates:**

Last adjusted: May, 1999
 Next adjustment scheduled: May, 2002
 Fund: Enterprise

0-40 HCF \$ 2.050/HCF
 41-120 HCF \$ 2.125 "
 Over 120 HCF \$ 2.200 "

Billing Frequency: Semi-Annual

Annual cost per 120 HCF (≈ 90,000 gallons):

Water	\$ 249.00
Sewer	\$ 325.00
Combined	\$ 574.00
Percentage change from 1999	0.00%

Commercial Water Rates:

Same as residential

Elderly and/or Lower Income Discounts: Yes

Residential Sewer Rates:

Last adjusted: May, 1999
 Next adjustment scheduled: n/a
 Fund: Enterprise

0-40 HCF \$ 2.675/HCF
 41-120 HCF \$ 2.775 "
 Over 120 HCF \$ 2.900 "

Based on 100% of water usage.

Commercial Sewer Rates:

Same as residential

In 1999, Northborough moved to a tiered water and sewer rates structure.

Norwood (W/S)

Residential Water Rates:

Last adjusted: July 1, 2000
 Next adjustment scheduled: July 1, 2001
 Fund: General

First 1,000 CF \$ 1.40/HCF
 Over 1,000 CF \$ 1.93 "

Billing Frequency: Residential: Bi-Monthly (Approximately 600 residences utilizing AMR are billed monthly)
 Commercial: Monthly

Annual cost per 120 HCF (≈ 90,000 gallons):

Water	\$ 199.80
Sewer	\$ 459.36
Combined	\$ 659.16
Percentage change from 1999	2.3%

Commercial Water Rates:

First 500 CF \$ 1.40/HCF
 Over 500 CF \$ 1.93 "

Billed on a monthly basis.

Elderly and/or Lower Income Discounts: No

Residential Sewer Rates:

Last adjusted: July 1, 2000
 Next adjustment scheduled: July 1, 2001
 Fund: General

First 600 CF \$ 4.40/HCF
 Over 600 CF \$ 8.36 "
 Based on 60% of water usage.

Commercial Sewer Rates:

First 300 CF \$ 4.40/HCF
 Over 300 CF \$ 8.36 "

Based on 60% of water usage.
 Billed on a monthly basis.

Peabody (partial W)

Residential Water Rates:

Last adjusted: January 1, 1998
 Next adjustment scheduled: n/a
 Fund: General

Minimum Charge: \$ 5.00/Qtr.
 First 15 HCF \$ 1.81/HCF
 Over 15 HCF \$ 2.65 "

Billing Frequency: Quarterly

Annual cost per 120 HCF (≈ 90,000 gallons):

Water	\$ 227.40
Sewer	\$ 303.60
Combined	\$ 531.00
Percentage change from 1999	0.0%

Commercial Water Rates:

First 15 HCF \$ 2.07/HCF
 Over 15 HCF \$ 2.27 "

Elderly and/or Lower Income Discounts: No

Residential Sewer Rates:

Last adjusted: January 1, 1998
 Next adjustment scheduled: n/a
 Fund: General

First 15 HCF \$ 2.41/HCF
 Over 15 HCF \$ 1.98 "
 Based on 100% of water usage.

Commercial Sewer Rates:

First 15 HCF \$ 2.78/HCF
 Over 15 HCF \$ 3.07 "

Peabody receives wholesale wastewater service from the South Essex Sewerage District.

Quincy (W/S)

Residential Water Rates:

Last adjusted: July 1, 2000
 Next adjustment scheduled: n/a
 Fund: General

All units \$ 1.77/HCF

Residential Sewer Rates:

Last adjusted: July 1, 2000
 Next adjustment scheduled: n/a
 Fund: General

All units \$ 5.29/HCF
 Based on 70% of water usage

Billing Frequency: Residential: Quarterly. Commercial: Monthly.

Annual cost per 120 HCF (≈ 90,000 gallons):

Water	\$ 212.40
Sewer	\$ 444.36
Combined	\$ 656.76
Percentage change from 1999	-0.8%

Commercial Water Rates:

Same as residential

Commercial Sewer Rates:

Same as residential

Elderly and/or Lower Income Discounts: Yes, 25% discount for both water and sewer.

Randolph (S)

Residential Water Rates:

Last adjusted: July 1, 2000
 Next adjustment scheduled: July 1, 2001
 Fund: General

Minimum charge: \$ 5.00
 All units \$ 1.45/HCF

Residential Sewer Rates:

Last adjusted: July 1, 2000
 Next adjustment scheduled: July 1, 2001
 Fund: General

Minimum charge: \$ 5.00
 First 50 HCF \$ 2.97/HCF
 Over 50 HCF \$ 4.38/HCF
 Based on 100% of water usage.

Billing Frequency: Semi-Annual

Annual cost per 120 HCF (≈ 90,000 gallons):

Water	\$ 174.00
Sewer	\$ 384.60
Combined	\$ 558.60
Percentage change from 1999	2.2%

Commercial Water Rates:

Same as residential

Commercial Sewer Rates:

Same as residential

Elderly and/or Lower Income Discounts: Elderly credit on water only, \$8.00 per year.

Reading (S)

Residential Water Rates:

Last adjusted: August 1, 2000
 Next adjustment scheduled: August 1, 2001
 Fund: Enterprise

All units \$ 3.56/HCF

Billing Frequency: Quarterly

Annual cost per 120 HCF (≈ 90,000 gallons):

Water	\$ 427.20
Sewer	\$ 656.40
Combined	\$ 1,083.60
Percentage change from 1999	3.7%

Residential Sewer Rates:

Last adjusted: August 1, 2000
 Next adjustment scheduled: August 1, 2001
 Fund: Enterprise

All units \$ 5.47/HCF

Based on 100% of water usage.

Commercial Water Rates:

Same as residential

Elderly and/or Lower Income Discounts: No

Commercial Sewer Rates:

Same as residential

Revere (W/S)

Residential Water Rates:

Last adjusted: February 1, 2000
 Next adjustment scheduled: September, 2000
 Fund: General

All units \$ 1.56/HCF

Billing Frequency: Residential: Quarterly. Commercial: Monthly.

Annual cost per 120 HCF (≈ 90,000 gallons):

Water	\$ 187.20
Sewer	\$ 402.00
Combined	\$ 589.20
Percentage change from 1999	-5.8%

Residential Sewer Rates:

Last adjusted: February 1, 2000
 Next adjustment scheduled: September, 2000
 Fund: General

All units \$ 3.35/HCF

Based on 100% of water usage.

Commercial Water Rates:

Same as residential

Elderly and/or Lower Income Discounts: No

Commercial Sewer Rates:

Same as residential

Saugus (W)

Residential Water Rates:

Last adjusted: July 1, 1990
 Next adjustment scheduled: January, 2001
 Fund: Enterprise

First 30 HCF	\$ 1.00/HCF
31 - 100 HCF	\$ 1.35 "
101 - 200 HCF	\$ 1.40 "
201 - 500 HCF	\$ 1.50 "
501 - 1,000 HCF	\$ 1.60 "
Over 1,000 HCF	\$ 1.70 "

Billing Frequency: Semi-Annual

Annual cost per 120 HCF (≈ 90,000 gallons):

Water	\$ 141.00
Sewer	\$ 156.00
Combined	\$ 297.00
Percentage change from 1999	0.0%

Commercial Water Rates:

Same as residential

Elderly and/or Lower Income Discounts: No

Residential Sewer Rates:

Last adjusted: July 1, 1990
 Next adjustment scheduled: n/a
 Fund: Enterprise

First 30 HCF	\$ 1.20/HCF
31 - 100 HCF	\$ 1.40 "
101 - 200 HCF	\$ 1.60 "
201 - 500 HCF	\$ 1.80 "
500 - 1,000 HCF	\$ 2.00 "
Over 1,000 HCF	\$ 2.20 "

Based on 100% of water usage.

Commercial Sewer Rates:

Same as residential

Somerville (W/S)

Residential Water Rates:

Last adjusted: July 1, 2000
 Next adjustment scheduled: July 1, 2001
 Fund: General

First 50 HCF	\$ 2.28/HCF
51 - 100 HCF	\$ 2.40 "
Over 100 HCF	\$ 2.48 "

Billing Frequency: Residential: Quarterly. Commercial: Bi-monthly.

Annual cost per 120 HCF (≈ 90,000 gallons):

Water	\$ 273.60
Sewer	\$ 426.00
Combined	\$ 699.60
Percentage change from 1999	5.0%

Commercial Water Rates:

First 100 HCF	\$ 2.28/HCF
101 to 200 HCF	\$ 2.40"
Over 201 HCF	\$ 2.48"

Elderly and/or Lower Income Discounts: No

Residential Sewer Rates:

Last adjusted: July 1, 2000
 Next adjustment scheduled: July 1, 2001
 Fund: General

First 50 HCF	\$ 3.55/HCF
51 - 100 HCF	\$ 3.72 "
Over 100 HCF	\$ 3.87 "

Based on 100% of water usage.

Commercial Sewer Rates:

First 100 HCF	\$ 3.55/HCF
101 to 200 HCF	\$ 3.72"
Over 201 HCF	\$ 3.87"

(W/S) = MWRA Water and Sewer (W) = MWRA Water Only (S) = MWRA Sewer Only

South Hadley (partial W)

Residential Water Rates:

Last adjusted: March 1, 1999
 Next adjustment scheduled: n/a
 Fund: Special Revenue

Base charge per family unit \$ 5.00
 0 – 2,500 HCF \$ 2.63/HCF
 Over 2,500 HCF \$ 2.75 "

Billing Frequency: Quarterly

Annual cost per 120 HCF (≈ 90,000 gallons):

Water	\$ 335.60
Sewer	Not Sewered
Combined	\$ 335.60
Percentage change from 1999	0.0%

Commercial Water Rates:

Same as residential

Elderly and/or Lower Income Discounts: No

Residential Sewer Rates:

Last adjusted: n/a
 Next adjustment scheduled: n/a
 Fund: n/a

Community not sewered.

Commercial Sewer Rates:

Same as residential

Southborough (W)

Residential Water Rates:

Last adjusted: November 1, 1990
 Next adjustment scheduled: n/a
 Fund: Special Revenue

All units \$ 2.18/HCF

Billing Frequency: Quarterly

Annual cost per 120 HCF (≈ 90,000 gallons):

Water	\$ 261.60
Sewer	Not Sewered
Combined	\$ 261.60
Percentage change from 1999	0.0%

Commercial Water Rates:

Same as residential

Elderly and/or Lower Income Discounts: Yes, elderly water rate is \$18.17 for the first 1,000 CF and \$2.18 for each additional 100 CF utilized in each billing period.

Residential Sewer Rates:

Last adjusted: n/a
 Next adjustment scheduled: n/a
 Fund: n/a

Community not sewered.

Commercial Sewer Rates:

Same as residential

Stoneham (W/S)**Residential Water Rates:**

Last adjusted: July 1, 2000
 Next adjustment scheduled: July 1, 2001
 Fund: Special Revenue

All units \$ 2.50/HCF

Billing Frequency: Quarterly

Annual cost per 120 HCF (≈ 90,000 gallons):

Water	\$ 300.00
Sewer	\$ 690.00
Combined	\$ 990.00
Percentage change from 1999	8.6%

Residential Sewer Rates:

Last adjusted: July 1, 2000
 Next adjustment scheduled: July 1, 2001
 Fund: Special Revenue

All units \$ 5.75/HCF

Based on 100% of water usage.

Commercial Water Rates:

Same as residential

Commercial Sewer Rates:

Same as residential

Elderly and/or Lower Income Discounts: \$50 combined as of May 1, 1998.

Stoughton (S)**Residential Water Rates:**

Last adjusted: May, 1999
 Next adjustment scheduled: March, 2001
 Fund: Enterprise

First 1,000 CF	\$ 40.76
Next 1,000 CF	\$ 1.63/HCF
Next 3,200 CF	\$ 1.84 "
Next 6,600 CF	\$ 2.04 "
Next 6,600 CF	\$ 2.24 "
Next 6,600 CF	\$ 2.46 "
Next 25,000 CF	\$ 2.67 "
Next 50,000 CF	\$ 2.84 "
Over 100,000 CF	\$ 3.38 "

Billing Frequency: Semi-Annual

Annual cost per 120 HCF (≈ 90,000 gallons):

Water	\$ 264.52
Sewer	\$ 825.60
Combined	\$ 1,090.12
Percentage change from 1999	0.0%

Residential Sewer Rates:

Last adjusted: May, 1999
 Next adjustment scheduled: March, 2001
 Fund: Enterprise

Customers on town water pay \$6.88/HCF, based on 100% of water usage, with a minimum charge of \$107.31 per billing period.

Customers with private wells pay a flat charge of: \$275.35 per condominium, \$413.05 per private home.

Commercial Water Rates:

Same as residential

Commercial Sewer Rates:

Same as residential

Elderly and/or Lower Income Discounts: Yes, 15% discount on water only for residents 70 and above.

Only 58% of Stoughton's census population is sewered.

Swampscott (W)

Residential Water Rates:

Last adjusted: July 22, 1999
 Next adjustment scheduled: July 22, 2000
 Fund: General

All units \$ 2.63/HCF
 Billing Frequency: Semi-Annual

Annual cost per 120 HCF (≈ 90,000 gallons):

Water	\$ 315.60
Sewer	\$ 280.80
Combined	\$ 596.40
Percentage change from 1999	-4.2%

Residential Sewer Rates:

Last adjusted: July 22, 1999
 Next adjustment scheduled: July 22, 2000
 Fund: General

All units \$ 2.34/HCF
 Based on 100% of water usage.

Commercial Water Rates:

Same as residential

Elderly and/or Lower Income Discounts: No

Commercial Sewer Rates:

Same as residential

Wakefield (S/partial W)

Residential Water Rates:

Last adjusted: July 1, 1996
 Next adjustment scheduled: July 1, 2001
 Fund: Enterprise

Base charge per bill \$ 18.00
 All units \$ 1.90/HCF
 Billing Frequency: Quarterly

Annual cost per 120 HCF (≈ 90,000 gallons):

Water	\$ 300.00
Sewer	\$ 668.00
Combined	\$ 968.00
Percentage change from 1999	3.2%

Residential Sewer Rates:

Last adjusted: July 1, 2000
 Next adjustment scheduled: July 1, 2001
 Fund: Enterprise

Base charge per bill \$ 20.00
 All units \$ 4.90/HCF
 Based on 100% of water usage.

Commercial Water Rates:

Same as residential

Elderly and/or Lower Income Discounts: No. Please refer to the note below for general discount information.

Commercial Sewer Rates:

Same as residential

The Town of Wakefield offers a 10% discount for all bills paid within 30 days of the bill date.

Walpole (S)

Residential Water Rates:

Last adjusted: July 1, 2000
 Next adjustment scheduled: July 1, 2001
 Fund: Special Revenue

All units \$ 2.549/HCF

Residential Sewer Rates:

Last adjusted: July 1, 2000
 Next adjustment scheduled: July 1, 2001
 Fund: Special Revenue

Base charge per bill includes:
 All units \$4.653/HCF
 Based on 80% of water usage.

Billing Frequency: Residential: Quarterly. Commercial/Industrial: Monthly.

Annual cost per 120 HCF (≈ 90,000 gallons):

Water	\$ 305.88
Sewer	\$ 446.69
Combined	\$ 752.57
Percentage change from 1999	2.1%

Commercial Water Rates:

Same as residential

Commercial Sewer Rates:

Same as residential

Elderly and/or Lower Income Discounts: No

Only 59% of Walpole's census population is sewered

Waltham (W/S)

Residential Water Rates:

Last adjusted: January 1, 2000
 Next adjustment scheduled: January 1, 2001
 Fund: Enterprise

First 700 CF per month	\$ 1.48/HCF
701 - 1,500 CF per month	\$ 1.69 "
1,501 - 4,000 CF per month	\$ 2.18 "
Over 4,000 CF per month	\$ 2.52 "

Billing Frequency: Quarterly

Annual cost per 120 HCF (≈ 90,000 gallons):

Water	\$ 185.16
Sewer	\$ 408.72
Combined	\$ 593.88
Percentage change from 1999	6.3%

Commercial Water Rates:

Same as residential

Residential Sewer Rates:

Last adjusted: January 1, 2000
 Next adjustment scheduled: January 1, 2001
 Fund: Enterprise

First 700 CF per month	\$ 3.25/HCF
701 - 1,500 CF per month	\$ 3.77 "
1,501 - 4,000 CF per month	\$ 4.25 "
Over 4,000 CF per month	\$ 4.56 "
Based on 100% of water usage.	

Commercial Sewer Rates:

Same as residential

Elderly and/or Lower Income Discounts: No

Watertown (W/S)

Residential Water Rates:

Last adjusted: July 1, 2000
 Next adjustment scheduled: n/a
 Fund: Enterprise

Base charge per bill 5/8" meter	\$ 20.00
2,501 - 7,500 CF	\$ 2.22/HCF
7,501- 100,000	\$ 2.95 "
Over 100,000	\$ 4.14 "

Billing Frequency: Semi-Annual

Annual cost per 120 HCF (≈ 90,000 gallons):

Water	\$ 195.40
Sewer	\$ 463.20
Combined	\$ 658.60
Percentage change from 1999	-5.0%

Commercial Water Rates:

Same as residential

Elderly and/or Lower Income Discounts: No

Residential Sewer Rates:

Last adjusted: July 1, 2000
 Next adjustment scheduled: n/a
 Fund: Enterprise

0 - 7,500 CF	\$ 3.86/HCF
7,501- 100,000	\$ 4.49 "
Over 100,000	\$ 5.73 "

Based on 100% of water usage.

Commercial Sewer Rates:

Same as residential

Wellesley (S/partial W)

Residential Water Rates:

Last adjusted: August 1, 1999
 Next adjustment scheduled: August 1, 2001
 Fund: Enterprise

Base charge per bill	\$ 6.51
First 2,500 CF	\$ 2.02/HCF
Over 2,500:	
winter	\$ 2.02 "
summer (two billing periods)	\$ 3.39 "
outdoor meter (summer)	\$ 3.39 "

Billing Frequency: Bi-Monthly

Annual cost per 120 HCF (≈ 90,000 gallons):

Water	\$ 281.46
Sewer	\$ 528.00
Combined	\$ 809.46
Percentage change from 1999	0.0%

Commercial Water Rates:

"Readiness-to-serve" charge on water meters in excess of 5/8". Consumption charges same as residential.

Elderly and/or Lower Income Discounts: No

Residential Sewer Rates:

Last adjusted: August 1, 1999
 Next adjustment scheduled: August 1, 2001
 Fund: Enterprise

Base charge per bill	\$ 3.00
All units	\$ 4.25/HCF

Based on 100% of water usage.

Commercial Sewer Rates:

Same as residential

Weston (W)

Residential Water Rates:

Last adjusted: July 1, 1997
 Next adjustment scheduled: January 1, 2001
 Fund: General

Base charge per bill 5/8" meter \$ 21.00
 Summer (May 1 - Oct 31)
 First 5,000 CF \$ 1.14/HCF
 Over 5,000 CF \$ 2.00 "
 Winter (Nov 1 - Apr 30)
 First 5,000 CF \$.95/HCF
 Over 5,000 CF \$ 1.82 "

Billing Frequency: Semi-Annual

Annual cost per 120 HCF (≈ 90,000 gallons):

Water	\$ 142.70
Sewer	Not Sewered
Combined	\$ 142.70
Percentage change from 1999	0.0%

Commercial Water Rates:

Same as residential

Elderly and/or Lower Income Discounts: No

Residential Sewer Rates:

Last adjusted: n/a
 Next adjustment scheduled: n/a
 Fund: n/a

Community not sewered.

Commercial Sewer Rates:

n/a

Westwood (S)

Residential Water Rates:

Effective: April 7, 2000
 Next adjustment scheduled: January 1, 2001
 Fund: General

Base charge includes:
 First 500 CF \$ 29.61
 Over 500 CF \$ 3.42/HCF

Billing Frequency: Quarterly

Annual cost per 120 HCF (≈ 90,000 gallons):

Water	\$ 460.44
Sewer	\$ 592.00
Combined	\$1,052.44
Percentage change from 1999	4.8%

Commercial Water Rates:

Same as residential

Elderly and/or Lower Income Discounts: No

Residential Sewer Rates:

Last adjusted: September 1, 2000
 Next adjustment scheduled: September, 2001
 Fund: Enterprise

Base charge (5/8" meter) \$15.00
 First 25 HCF \$ 4.10/HCF
 25 - 70 HCF \$ 6.10 "
 Over 70 HCF \$10.80 "
 Based on 100% of water usage.

Commercial Sewer Rates:

Same as residential

Residences that utilize well water are charged a \$117 quarterly fee for sewer use.

Weymouth (S)

Residential Water Rates:

Last adjusted: July 1, 2000
 Next adjustment scheduled: n/a
 Fund: Enterprise

Base charge per bill \$ 7.28
 First 108 HCF (Annually) \$ 2.10/HCF
 Over 108 HCF \$ 3.50 "

Billing Frequency: Quarterly

Annual cost per 120 HCF (≈ 90,000 gallons):

Water	\$ 297.92
Sewer	\$ 669.20
Combined	\$ 967.12
Percentage change from 1999	17.3%

Commercial Water Rates:

Base charges per bill:

1" meter	\$ 9.15
1 ½" meter	\$ 11.02
2" meter	\$ 16.15
3" meter	\$ 53.95
4" meter	\$ 67.95
6" meter	\$100.61
8" meter	\$137.94
10" meter	\$179.94

Consumption rates same as residential.

Residential Sewer Rates:

Last adjusted: July 1, 2000
 Next adjustment scheduled: n/a
 Fund: Enterprise

Base charge per bill \$ 3.65
 First 108 HCF (Annually) \$ 5.09/HCF
 Over 108 HCF \$ 8.74 "

Based on 100% of water usage.

Commercial Sewer Rates:

Base charges per bill:

1" meter	\$ 11.20
1 ½" meter	\$ 13.45
2" meter	\$ 19.64
3" meter	\$ 65.24
4" meter	\$ 82.13
6" meter	\$121.53
8" meter	\$183.45
10" meter	\$273.52

Consumption rates same as residential.

Elderly and/or Lower Income Discounts: Yes, \$20 annually, for water only.

Wilbraham (W)

Residential Water Rates:

Last revised: April 1, 1998
 Next adjustment scheduled: n/a
 Fund: Enterprise

Minimum Charge \$27.75
 First 100 HCF \$ 1.85/HCF
 101 - 200 HCF \$ 2.05 "
 Over 200 HCF \$ 2.25 "

Billing Frequency: Semi-Annual

Annual cost per 120 HCF (≈ 90,000 gallons):

Water	\$ 222.00
Sewer	\$ 315.60
Combined	\$ 537.60
Percentage change from 1999	5.7%

Residential Sewer Rates:

Last adjusted: November, 1999
 Next adjustment scheduled: n/a
 Fund: Enterprise

Minimum Charge \$31.56
 All units \$ 2.63/HCF
 Sewer charges for residences is capped at 120 HCF.
 Based on 100% of water usage.

Commercial Water Rates:

Minimum Charge \$27.75
 All units \$ 1.85/HCF

Commercial Sewer Rates:

Minimum Charge \$41.04
 All units \$ 3.42/HCF

Elderly and/or Lower Income Discounts: No

Wilbraham receives wholesale water from the MWRA and wastewater services from the City of Springfield

Wilmington (S)

Residential Water Rates:

Last revised: October 21, 1997
 Next adjustment scheduled: n/a
 Fund: Special Revenue

All units \$ 2.29/HCF

Billing Frequency: Quarterly

Annual cost per 120 HCF (≈ 90,000 gallons):

Water	\$ 274.80
Sewer	\$ 229.20
Combined	\$ 504.00
Percentage change from 1999	-11.6%

Residential Sewer Rates:

Last adjusted: October 21, 1999
 Next adjustment scheduled: n/a
 Fund: General

All units \$ 1.91/HCF

Based on 100% of water usage.

Commercial Water Rates:

Same as residential

Commercial Sewer Rates:

All units \$ 2.28/HCF

Elderly and/or Lower Income Discounts: No

Only 13% of Wilmington's census population is sewerred.

Winchester (S/partial W)

Residential Water Rates:

Last adjusted: July 1, 2000
 Next adjustment scheduled: n/a
 Fund: Enterprise

First 1,500 CF \$ 0.71/HCF
 1,600 - 4,500 CF \$ 2.62 "
 Over 4,500 CF \$ 4.29 "

Billing Frequency: Quarterly

Annual cost per 120 HCF (≈ 90,000 gallons):

Water	\$ 199.80
Sewer	\$ 250.80
Combined	\$ 450.60
Percentage change from 1999	18.1%

Commercial Water Rates:

First 7,500 CF \$ 3.25/HCF
 Over 7,500 CF \$ 3.90 "

Elderly and/or Lower Income Discounts: Yes

Winchester utilizes the debt service exclusion as provided for under General Law 59 Section 21C(n)

Winthrop (W/S)

Residential Water Rates:

Last adjusted: July 1, 1998
 Next adjustment scheduled: n/a
 Fund: Enterprise

All units \$ 2.55/HCF

Billing Frequency: Quarterly

Annual cost per 120 HCF (≈ 90,000 gallons):

Water	\$ 306.00
Sewer	\$ 556.80
Combined	\$ 862.80
Percentage change from 1999	0.0%

Commercial Water Rates:

Same as residential

Elderly and/or Lower Income Discounts: No

Residential Sewer Rates:

Last adjusted: July 1, 1998
 Next adjustment scheduled: n/a
 Fund: Enterprise

All units \$ 4.64/HCF
 Based on 100% of water usage.

Commercial Sewer Rates:

Same as residential

Woburn (partial W/S)

Residential Water Rates:

Last adjusted: July, 1996
 Next adjustment scheduled: 2001
 Fund: Enterprise

Flat rate of \$136.00 per year

Billing Frequency: Semi-Annual

Annual cost per 120 HCF (≈ 90,000 gallons):

Water	\$ 136.00
Sewer	\$ 234.00
Combined	\$ 370.00
Percentage change from 1999	0.0%

Residential Sewer Rates:

Last adjusted: July, 1996
 Next adjustment scheduled: 2001
 Fund: Enterprise

Flat rate of \$234.00 per year

Commercial Water Rates:

All units \$2.77/HCF

Elderly and/or Lower Income Discounts: Yes, 20% on water, and 60% for sewer.

Commercial Sewer Rates:

All units \$8.42/HCF

Worcester (partial W)

Residential Water Rates:

Last adjusted: July 1, 2000
 Next adjustment scheduled: n/a
 Fund: Enterprise

All units \$ 1.96/HCF

Billing Frequency: Quarterly

Annual cost per 120 HCF (≈ 90,000 gallons):

Water	\$ 235.20
Sewer	\$ 163.20
Combined	\$ 398.40
Percentage change from 1999	3.4%

Commercial Water Rates:

Same as residential

Elderly and/or Lower Income Discounts: Yes, \$2.50 per each 3-month bill shall be exempted for eligible residents age 65 and over.

Residential Sewer Rates:

Last adjusted: July 1, 2000
 Next adjustment scheduled: n/a
 Fund: Enterprise

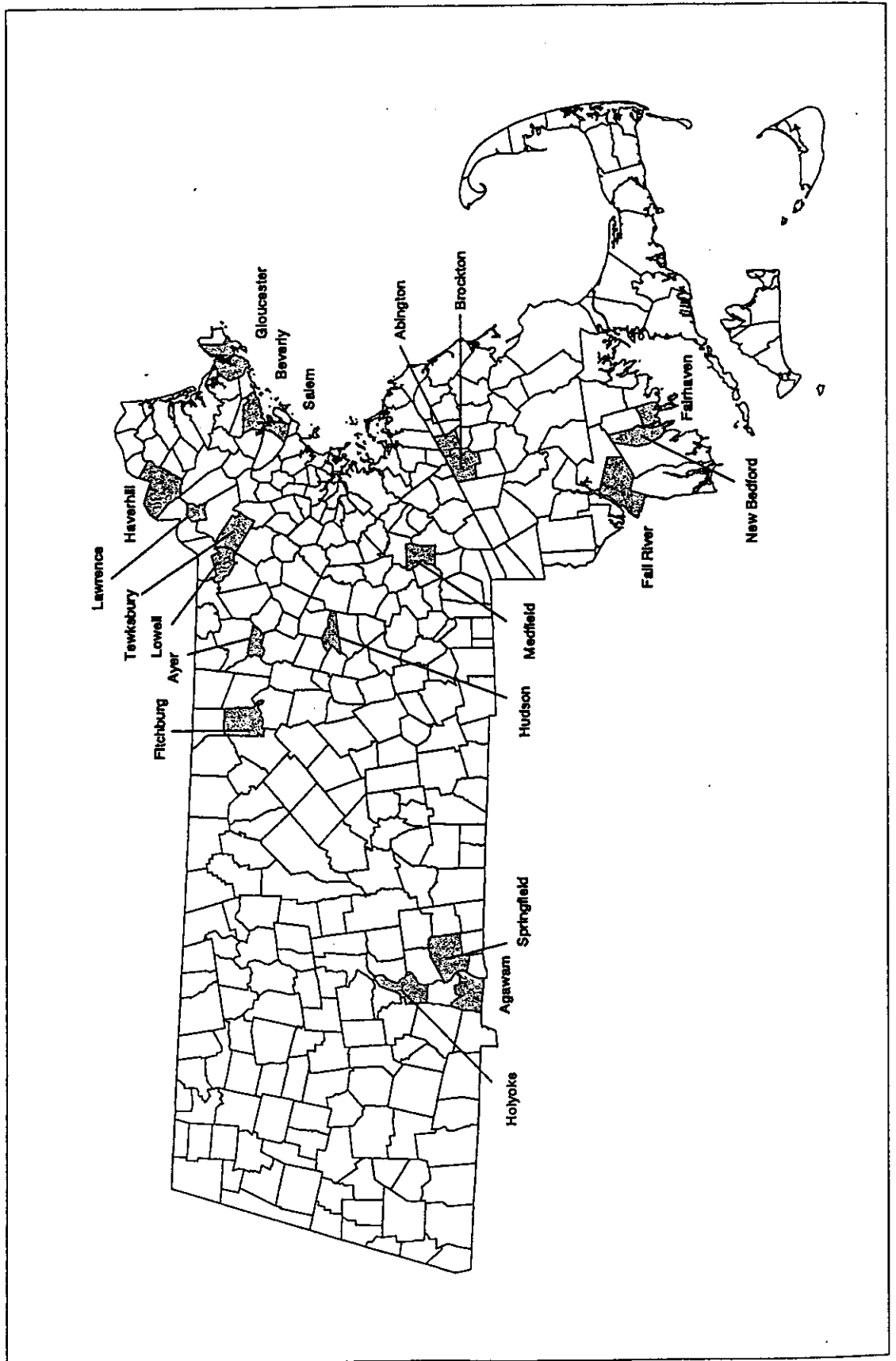
All units \$ 1.70/HCF
 Based on 80% of water usage.

(For meters 1" and larger, sewer usage is based on 100% of water usage.)

Commercial Sewer Rates:

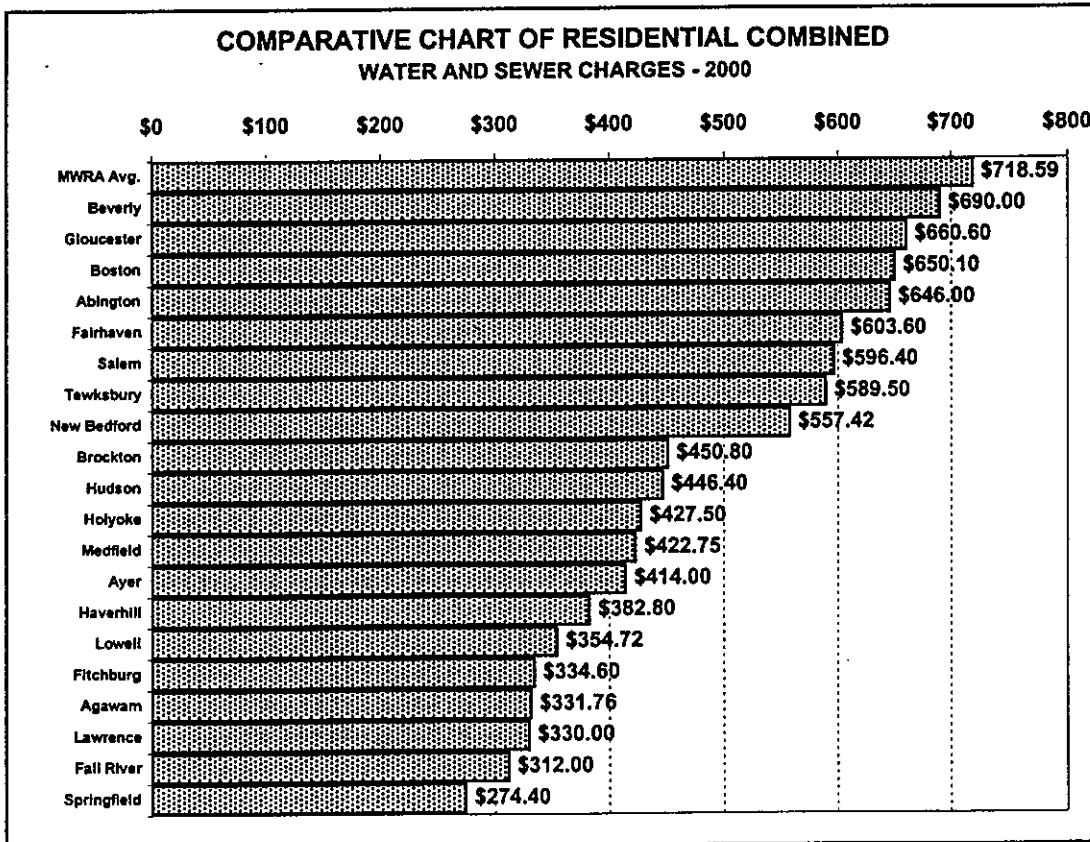
See note above

SELECTED NON-MWRA MASSACHUSETTS COMMUNITIES 2000 WATER AND SEWER CHARGES



COMPARATIVE ANNUAL RESIDENTIAL WATER AND SEWER CHARGES FOR SELECTED NON-MWRA COMMUNITIES IN MASSACHUSETTS 2000				
	Water	Sewer	Combined	Percentage Change
Abington	\$348.00	\$298.00	\$646.00	7.0%
Agawam	151.40	180.36	331.76	0.0%
Ayer	144.00	270.00	414.00	19.0%
Beverly	229.20	460.80	690.00	0.0%
Brockton	227.00	223.80	450.80	0.0%
Fairhaven	201.60	402.00	603.60	0.0%
Fall River	105.60	206.40	312.00	26.2%
Fitchburg	236.00	98.60	334.60	0.0%
Gloucester	317.70	342.90	660.60	7.2%
Haverhill	177.60	205.20	382.80	0.0%
Holyoke	252.00	175.50	427.50	0.0%
Hudson	247.20	199.20	446.40	5.4%
Lawrence	162.00	168.00	330.00	0.0%
Lowell	142.80	211.92	354.72	0.0%
Medfield	173.00	249.75	422.75	6.1%
New Bedford	133.42	424.00	557.42	0.0%
Salem	193.20	403.20	596.40	0.0%
Springfield	118.80	155.60	274.40	0.0%
Tewksbury	337.50	252.00	589.50	0.0%

Water and sewer charges based on an annual water consumption of 12,000 cubic feet (approximately 90,000 gallons).



Abington

Residential Water Rates:

Last adjusted: July 1, 2000
 Next adjustment scheduled: n/a
 Fund: Special Revenue

Base charge per bill \$10.00
 Meter rental per bill \$ 2.00
 All units \$ 2.50/HCF

Billing Frequency: Quarterly

Annual cost per 120 HCF (≈ 90,000 gallons):

Water	\$ 348.00
Sewer	\$ 298.00
Combined	\$ 646.00
Percentage change from 1999	7.0%

Commercial Water Rates:

Same as residential n/a

Elderly and/or Lower Income Discounts: n/a

Residential Sewer Rates:

Last adjusted: October 1, 1998
 Next adjustment scheduled: n/a
 Fund: n/a

Base charge per bill \$10.00
 All units \$ 2.15/HCF
 Based on 100% of water usage.

Commercial Sewer Rates:

The \$2 meter charge for water is now charged on a quarterly basis

Agawam

Residential Water Rates:

Last adjusted: January 1, 1991
 Next adjustment scheduled: May 1, 2001
 Fund: Enterprise

Annual service charge \$ 29.00
 All units \$ 1.02/HCF

Billing Frequency: Semi-Annual

Annual cost per 120 HCF (≈ 90,000 gallons):

Water	\$ 151.40
Sewer	\$ 180.36
Combined	\$ 331.76
Percentage change from 1999	0.0%

Commercial Water Rates:

Same as residential

Elderly and/or Lower Income Discounts: Yes

Residential Sewer Rates:

Last adjusted: May 1, 1990
 Next adjustment scheduled: May 1, 2001
 Fund: Special Revenue

Base charge per bill \$15.03
 First 1,000 CF \$16.70
 Over 1,000 CF \$ 1.67/HCF
 Based on 90% of water usage.

Commercial Sewer Rates:

Same as residential, except sewer usage is based on 100% of water usage.

Ayer

Residential Water Rates:

Last adjusted: July 1, 2000
 Next adjustment scheduled: January 1, 2001
 Fund: Enterprise

Minimum Charge \$10.00
 First 100/HCF \$ 1.20/HCF
 Over 100/HCF \$ 1.90/HCF

Billing Frequency: Residential - Semi-Annual; Commercial - Quarterly

Annual cost per 120 HCF (≈ 90,000 gallons):

Water	\$ 144.00
Sewer	\$ 270.00
Combined	\$ 414.00
Percentage change from 1999	19.0%

Commercial Water Rates:

Same as residential

Elderly and/or Lower Income Discounts: n/a

Residential Sewer Rates:

Last adjusted: July 1, 2000
 Next adjustment scheduled: January 1, 2001
 Fund: Enterprise

Minimum Charge \$10.00
 All units \$ 2.25/HCF
 Based on 100% of water usage.

Commercial Sewer Rates:

Same as residential

Beverly

Residential Water Rates:

Last adjusted: July 1, 2000
 Next adjustment scheduled: n/a
 Fund: General

All units \$ 1.91/HCF

Billing Frequency: Quarterly

Annual cost per 120 HCF (≈ 90,000 gallons):

Water	\$ 229.20
Sewer	\$ 460.80
Combined	\$ 690.00
Percentage change from 1999	0.0%

Commercial Water Rates:

Same as residential

Elderly and/or Lower Income Discounts: No

Residential Sewer Rates:

Last adjusted: July 1, 2000
 Next adjustment scheduled: n/a
 Fund: General

All units \$ 3.84/HCF
 Based on 100% of water usage.

Commercial Sewer Rates:

Same as residential

Brockton

Residential Water Rates:

Last adjusted: July 1, 1999
 Next adjustment scheduled: n/a
 Fund: Enterprise

Base charge per bill	\$13.50
First 2,500 CF	\$ 1.80/HCF
2,501 - 5,000 CF	\$ 2.35 "
5,001 - 10,000 CF	\$ 2.45 "
10,001 - 25,000 CF	\$ 2.55 "
25,001 - 875,000CF	\$ 2.60 "
Greater than 875,001 CF	\$ 2.60 "

Residential Sewer Rates:

Last adjusted: July 1, 1999
 Next adjustment scheduled: n/a
 Fund: Enterprise

First 2,500 CF	\$ 1.79/HCF
2,501 - 5,000 CF	\$ 2.24 "
5,001 - 10,000 CF	\$ 2.63 "
10,001 - 25,000 CF	\$ 3.01 "
25,001 - 875,000CF	\$ 3.28 "
Greater than 875,001 CF	\$ 3.80 "

Based on 100% of water usage.

Billing Frequency: Quarterly

Annual cost per 120 HCF (≈ 90,000 gallons):

Water	\$ 227.00
Sewer	\$ 223.80
Combined	\$ 450.80
Percentage change from 1999	0.0%

Commercial Water Rates:

Same as residential

Elderly and/or Lower Income Discounts: No

Commercial Sewer Rates:

Same as residential

Fairhaven

Residential Water Rates:

Last adjusted: July 1, 1990
 Next adjustment scheduled: n/a
 Fund: Enterprise

All units \$ 1.68/HCF

Residential Sewer Rates:

Last adjusted: April 1, 1999
 Next adjustment scheduled: n/a
 Fund: Enterprise

All units \$ 3.35/HCF
 Based on 100% of water usage.

Billing Frequency: Semi-Annual Residential, Quarterly Commercial

Annual cost per 120 HCF (≈ 90,000 gallons):

Water	\$ 201.60
Sewer	\$ 402.00
Combined	\$ 603.60
Percentage change from 1999	0.0%

Commercial Water Rates:

Same as residential

Elderly and/or Lower Income Discounts: No

Commercial Sewer Rates:

Same as residential

Fall River

Residential Water Rates:

Last adjusted: June 20, 2000
 Next adjustment scheduled: July 1, 2001
 Fund: Enterprise

All units \$ 0.88/HCF

Billing Frequency: Quarterly

Annual cost per 120 HCF (≈ 90,000 gallons):

Water	\$ 105.60
Sewer	\$ 206.40
Combined	\$ 312.00
Percentage change from 1999	26.2%

Commercial Water Rates:

All units \$ 0.88/HCF

Elderly and/or Lower Income Discounts: n/a

Residential Sewer Rates:

Last adjusted: June 20, 2000
 Next adjustment scheduled: n/a
 Fund: Enterprise

All units \$ 1.72/HCF
 Based on 100% of water usage.

Commercial Sewer Rates:

All Units \$0.79/HCF
 (For accounts classified as significant industrial users.)
 Based on 100% of water usage.

Fitchburg

Residential Water Rates:

Last adjusted: January 1, 1996
 Next adjustment scheduled: 2000/2001
 Fund: Enterprise

Base charge per bill includes:
 First 500 CF \$10.00
 Over 500 CF \$ 1.96/HCF

Billing Frequency: Quarterly

Annual cost per 120 HCF (≈ 90,000 gallons):

Water	\$ 236.00
Sewer	\$ 98.60
Combined	\$ 334.60
Percentage change from 1999	0.0%

Commercial Water Rates:

Same as residential

Elderly and/or Lower Income Discounts: No

Residential Sewer Rates:

Last adjusted: 1985
 Next adjustment scheduled: 2001/2002
 Fund: General

Base charge per bill includes:
 First 1,300 CF \$ 10.20
 Over 1,300 CF \$ 0.85
 Based on 100% of water usage.

Commercial Sewer Rates:

Same as residential

Gloucester

Residential Water Rates:

Last adjusted: July 1, 2000
 Next adjustment scheduled: n/a
 Fund: Special Revenue

All units \$ 3.53/000 gals.

Billing Frequency: Quarterly

Annual cost per 120 HCF (≈ 90,000 gallons):

Water	\$ 317.70
Sewer	\$ 342.90
Combined	\$ 660.60
Percentage change from 1999	7.2%

Commercial Water Rates:

Same as residential

Elderly and/or Lower Income Discounts: n/a

Residential Sewer Rates:

Last adjusted: July 1, 2000
 Next adjustment scheduled: n/a
 Fund: Special Revenue

All units \$ 3.81/000 gals.
 Based on 100% of water usage.

Commercial Sewer Rates:

Same as residential

Haverhill

Residential Water Rates:

Last adjusted: October 4, 1994
 Next adjustment scheduled: n/a
 Fund: Enterprise

All units \$ 1.48/HCF

Billing Frequency: Residential – Semi-Annual; Commercial – Quarterly

Annual cost per 120 HCF (≈ 90,000 gallons):

Water	\$ 177.60
Sewer	\$ 205.20
Combined	\$ 382.80
Percentage change from 1999	0.0%

Commercial Water Rates:

Same as residential

Elderly and/or Lower Income Discounts: No

Residential Sewer Rates:

Last adjusted: October 4, 1994
 Next adjustment scheduled: n/a
 Fund: Enterprise

All units \$ 1.71/HCF
 Based on 100% of water usage.

Commercial Sewer Rates:

Same as residential

Holyoke

Residential Water Rates:

Last adjusted: January, 1999
 Next adjustment scheduled: n/a
 Fund: Enterprise

First 10,000 gallons \$ 28.00
 Over 10,000 gallons \$ 2.80/000 gals.

Billing Frequency: Quarterly

Annual cost per 120 HCF (≈ 90,000 gallons):

Water
 Sewer
 Combined
 Percentage change from 1999

Residential Sewer Rates:

Last adjusted: July, 1990
 Next adjustment scheduled: n/a
 Fund: Enterprise

All units \$ 1.95/000 gals.
 Based on 100% water usage.

\$ 252.00
 \$ 175.50
 \$ 427.50
 0.0%

Commercial Water Rates:

Same as residential

Elderly and/or Lower Income Discounts: n/a

Commercial Sewer Rates:

Five entities are provided with a commercial rate.

Hudson

Residential Water Rates:

Last adjusted: July, 2000
 Next adjustment scheduled: n/a
 Fund: General

All units \$ 2.06/HCF

Billing Frequency: Quarterly

Annual cost per 120 HCF (≈ 90,000 gallons):

Water
 Sewer
 Combined
 Percentage change from 1999

Residential Sewer Rates:

Last adjusted: July, 2000
 Next adjustment scheduled: n/a
 Fund: General

All units \$ 1.66/HCF
 Based on 100% of water usage.

\$ 247.20
 \$ 199.20
 \$ 446.40
 5.4%

Commercial Water Rates:

Same as residential

Elderly and/or Lower Income Discounts: No

Commercial Sewer Rates:

Same as residential

Lawrence

Residential Water Rates:

Last adjusted: 1988
 Next adjustment scheduled: n/a
 Fund: General

All units \$ 1.35/HCF

Billing Frequency: Quarterly

Annual cost per 120 HCF (≈ 90,000 gallons):

Water	\$ 162.00
Sewer	\$ 168.00
Combined	\$ 330.00
Percentage change from 1999	0.0%

Commercial Water Rates:

Same as residential

Elderly and/or Lower Income Discounts: n/a

Residential Sewer Rates:

Last adjusted: 1993
 Next adjustment scheduled: n/a
 Fund: General

1 - 57,500 CF \$ 1.40/HCF
 Over 57,500 CF \$ 2.64 "
 Based on 100% of water usage.

Commercial Sewer Rates:

Same as residential

Lowell

Residential Water Rates:

Last adjusted: April 1, 2000
 Next adjustment scheduled: n/a
 Fund: General

Minimum charge per bill	\$16.66
First 50 HCF	\$ 1.190/HCF
51-100 HCF	\$ 1.492 "
101-200 HCF	\$ 1.523 "
201-500 HCF	\$ 1.553 "
Over 500 HCF	\$ 1.569 "

Billing Frequency: Quarterly

Annual cost per 120 HCF (≈ 90,000 gallons):

Water	\$ 142.80
Sewer	\$ 211.92
Combined	\$ 354.72
Percentage change from 1999	0.0%

Commercial Water Rates:

Same as residential

Elderly and/or Lower Income Discounts: Yes for both water and sewer.

Residential Sewer Rates:

Last adjusted: April 1, 1999
 Next adjustment scheduled: n/a
 Fund: Enterprise

Minimum charge per bill	\$24.72
First 50 HCF	\$ 1.766/HCF
51-100 HCF	\$ 1.909 "
101-200 HCF	\$ 1.947 "
201-500 HCF	\$ 1.988 "
Over 500 HCF	\$ 2.027 "

Based on 100% of water usage.

Commercial Sewer Rates:

Same as residential

Medfield

Residential Water Rates:

Last adjusted: April 1, 2000
 Next adjustment scheduled: n/a
 Fund: Enterprise

Minimum Bill (10,000 gals) \$20.00
 0 - 35,000 gals. \$ 1.70/000 gals.
 35,001 - 70,000 gals. \$ 2.70 "
 Over 70,001 gals. \$ 3.70 "

Billing Frequency: Semi-Annual

Annual cost per 120 HCF (≈ 90,000 gallons):

Water	\$ 173.00
Sewer	\$ 249.75
Combined	\$ 422.75
Percentage change from 1999	6.1%

Commercial Water Rates:

Same as residential

Elderly and/or Lower Income Discounts: n/a

Residential Sewer Rates:

Last adjusted: April 1, 1991
 Next adjustment scheduled: n/a
 Fund: Enterprise

Minimum Bill \$29.60
 All units \$ 3.70/000 gals.
 Based on 75% of water usage.

Commercial Sewer Rates:

Same as residential - based on 100% of water usage.

New Bedford

Residential Water Rates:

Last adjusted: July 1, 1990
 Next adjustment scheduled: n/a
 Fund: General

Base charge per year \$ 26.17
 Meter rental fee per year \$ 5.25
 All units \$ 0.85/HCF

Billing Frequency: Quarterly

Annual cost per 120 HCF (≈ 90,000 gallons):

Water	\$ 133.42
Sewer	\$ 424.00
Combined	\$ 557.42
Percentage change from 1999	0.0%

Commercial Water Rates:

Same as residential

Elderly and/or Lower Income Discounts: n/a

Residential Sewer Rates:

Last adjusted: August 1, 1999
 Next adjustment scheduled: n/a
 Fund: Special Revenue

Base charge per year \$ 70.00
 All units \$ 2.95/HCF
 Based on 100% of water usage.

Commercial Sewer Rates:

Same as residential

Salem

Residential Water Rates:

Last adjusted: July, 1998
 Next adjustment scheduled: n/a
 Fund: Enterprise

Minimum bill - 5/8" meter \$ 16.10
 All units \$ 1.61/HCF

Billing Frequency: Residential – Quarterly; Commercial – Monthly and Quarterly

Annual cost per 120 HCF (≈ 90,000 gallons):

Water	\$ 193.20
Sewer	\$ 403.20
Combined	\$ 596.40
Percentage change from 1999	0.0%

Commercial Water Rates:

All Units \$2.19/HCF

Elderly and/or Lower Income Discounts: n/a

Residential Sewer Rates:

Last adjusted: July, 1998
 Next adjustment scheduled: n/a
 Fund: Enterprise

All units \$ 3.36/HCF
 Based on 100% of water usage.

Commercial Sewer Rates:

Up to 25,000 CF per month \$ 5.09
 Over 25,001 CF per month \$ 6.25

Springfield

Residential Water Rates:

Last adjusted: January 1, 1991
 Next adjustment scheduled: n/a
 Fund: Enterprise

Minimum bill - 5/8" meter \$15.00
 All units \$ 0.99/HCF

Billing Frequency: Quarterly

Annual cost per 120 HCF (≈ 90,000 gallons):

Water	\$ 118.80
Sewer	\$ 155.60
Combined	\$ 274.40
Percentage change from 1999	0.0%

Commercial Water Rates:

\$.36/HCF (Industrial Users Only)

Elderly and/or Lower Income Discounts: Yes: \$7.50 elderly discount per quarter for water.

Residential Sewer Rates:

Last adjusted: January 1, 1996
 Next adjustment scheduled: n/a
 Fund: Special Revenue

Base charge \$ 2.00
 All units \$ 1.23/HCF
 Based on 100% water usage.

Commercial Sewer Rates:

\$1.353/HCF

Tewksbury

Residential Water Rates:

Last adjusted: July 1, 1992
 Next adjustment scheduled: n/a
 Fund: General
 First 150,000 gals/year \$ 3.75/000 gals.
 Over 150,000 gals/year \$ 4.50 "

Residential Sewer Rates:

Last adjusted: July 1, 1992
 Next adjustment scheduled: n/a
 Fund: General
 All units \$ 2.80/000 gals.
 Based on 100% water usage.

Billing Frequency: Residential and Small Commercial Semi-Annual, Large Commercial Quarterly

Annual cost per 120 HCF (≈ 90,000 gallons):

Water	\$ 337.50
Sewer	\$ 252.00
Combined	\$ 589.50
Percentage change from 1999	0.0%

Commercial Water Rates:

Same as residential

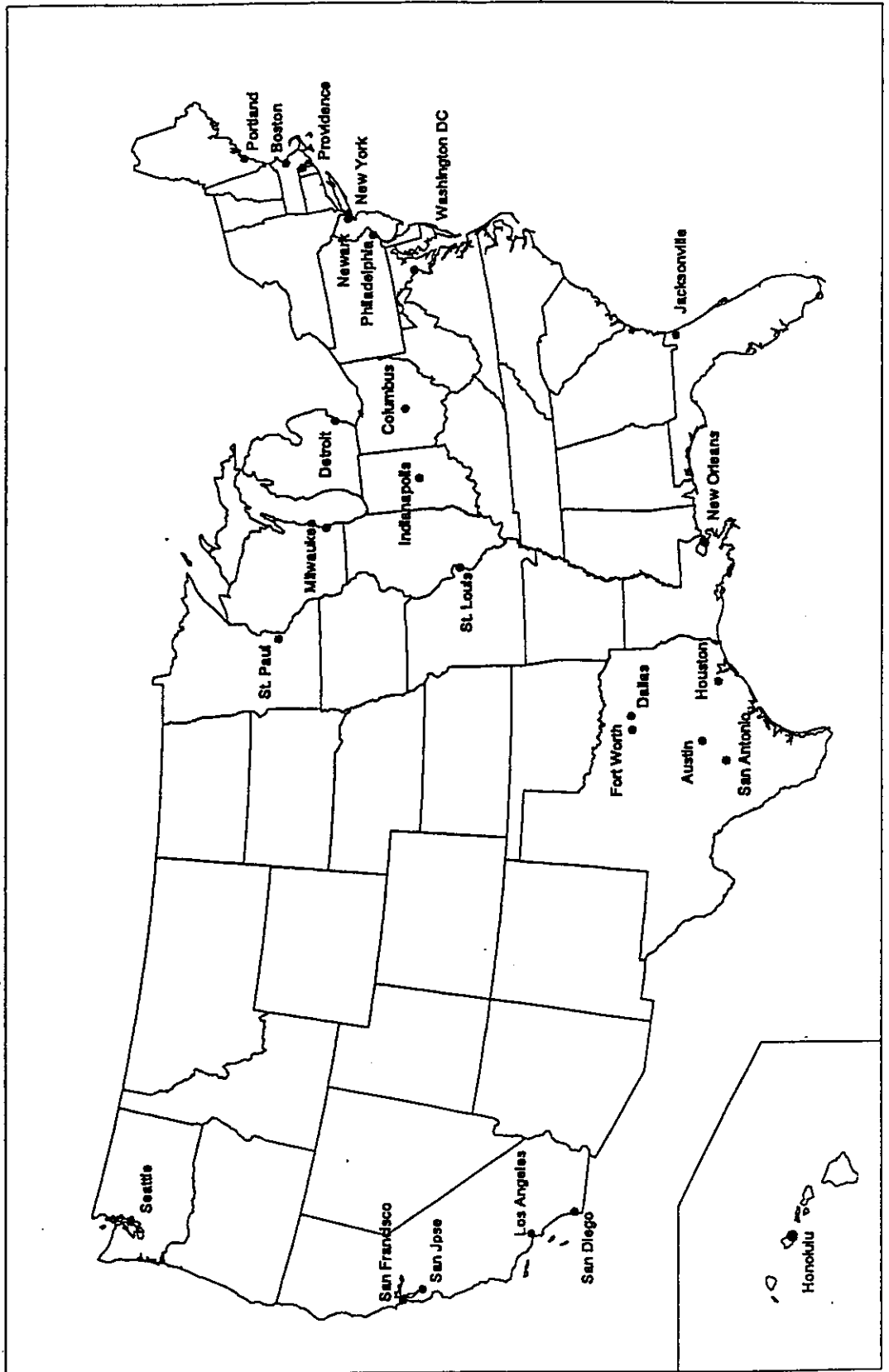
Commercial Sewer Rates:

Same as residential

Elderly and/or Lower Income Discounts: No

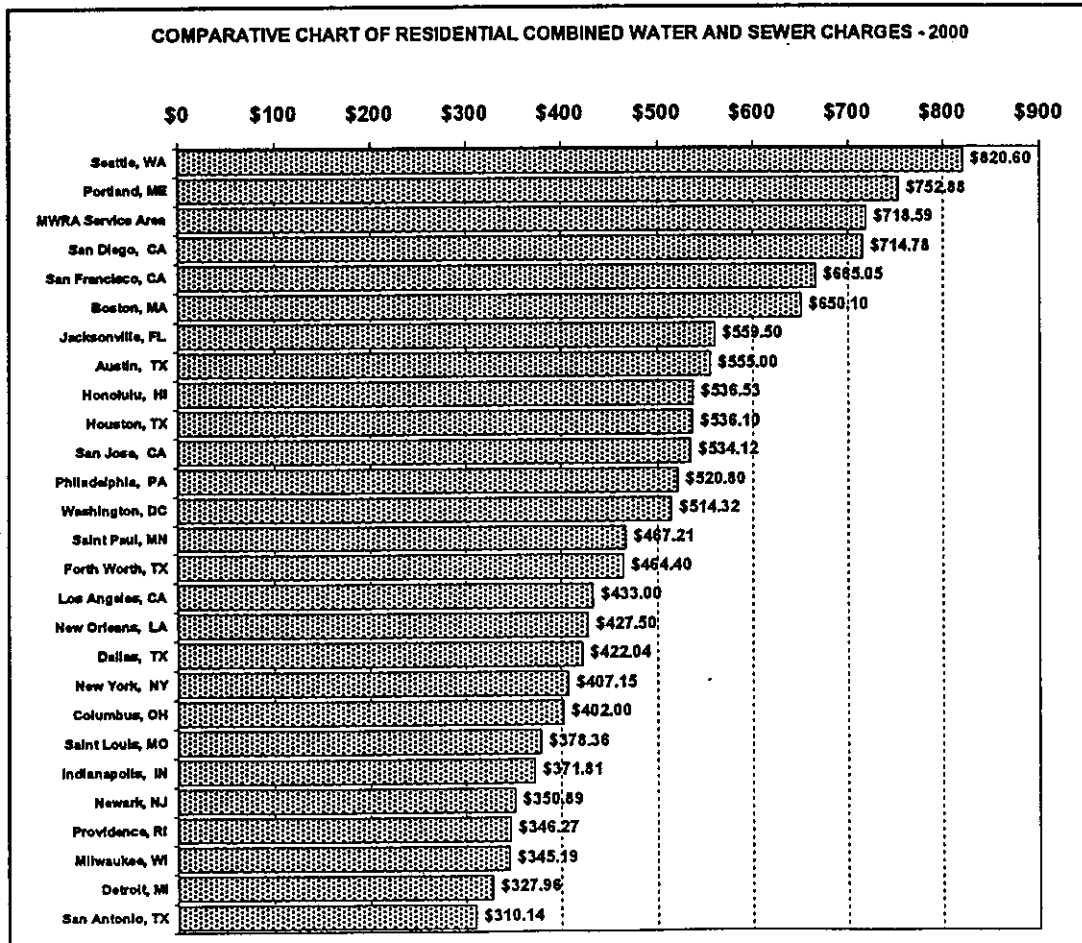
Only 30% of Tewksbury is sewered.

COMPARATIVE RESIDENTIAL 2000 WATER AND SEWER CHARGES FOR U.S. CITIES



COMPARATIVE ANNUAL RESIDENTIAL WATER & SEWER CHARGES FOR MAJOR UNITED STATES CITIES 2000				
	Water	Sewer	Combined	Change
Austin, TX	\$216.42	\$338.58	\$555.00	0.0%
Boston, MA	239.09	411.01	650.10	0.0%
Columbus, OH	173.40	228.60	402.00	0.0%
Dallas, TX	155.16	266.88	422.04	1.9%
Detroit, MI	128.64	199.32	327.96	7.2%
Forth Worth, TX	219.60	244.80	464.40	0.0%
Honolulu, HI	181.50	355.03	536.53	0.0%
Houston, TX	259.80	276.30	536.10	0.0%
Indianapolis, IN	245.40	126.41	371.81	0.0%
Jacksonville, FL	188.10	371.40	559.50	0.0%
Los Angeles, CA	207.90	225.10	433.00	3.1%
Milwaukee, WI	174.80	170.39	345.19	14.9%
MWRA Service Area	269.10	449.49	718.59	2.8%
New Orleans, LA	222.60	204.90	427.50	10.7%
New York, NY	157.20	249.95	407.15	0.8%
Newark, NJ	166.57	184.32	350.89	5.1%
Philadelphia, PA	178.20	342.60	520.80	0.0%
Portland, ME	274.08	478.80	752.88	-0.8%
Providence, RI	200.04	146.23	346.27	0.0%
Saint Louis, MO	182.64	195.72	378.36	0.0%
Saint Paul, MN	176.81	290.40	467.21	0.8%
San Antonio, TX	132.14	178.00	310.14	0.0%
San Diego, CA	288.12	426.66	714.78	4.4%
San Francisco, CA	192.00	473.05	665.05	0.0%
San Jose, CA	259.20	274.92	534.12	0.9%
Seattle, WA	302.20	518.40	820.60	10.2%
Washington, DC	189.12	325.20	514.32	4.8%
AVERAGE	\$208.66	\$294.54	\$501.20	2.3%

Water and sewer charges are based on an annual water consumption of 12,000 cubic feet (approximately 90,000 gallons).



Austin, Texas

Residential Water Rates:

Last adjusted: November 1, 1998
 Next adjustment scheduled: November 1, 2000
 Fund: Enterprise

Base charge (5/8" meter)	\$ 3.90
0 - 2,900 gals.	\$ 1.33/000 gals.
2,901 - 6,900 gals.	\$ 2.13 "
6,901 - 14,900 gals.	\$ 2.93 "
Over 14,900 gals.	\$ 4.25 "

Residential Sewer Rates:

Last adjusted: November 1, 1998
 Next adjustment scheduled: November 1, 2000
 Fund: Enterprise

Base charge per bill (per month)	\$ 3.90
First 2000 gallons	\$ 1.79/000 gals.
Over 2000 gallons	\$ 3.77"
Based on winter average	

Billing Frequency: Monthly

Annual cost per 120 HCF (≈ 90,000 gallons):

Water	\$ 216.42
Sewer	\$ 338.58
Combined	\$ 555.00
Percentage change from 1999	0.0%

The 1999 Water and Sewer Retail Rate Survey mistakenly listed the 0-2,900 gallons water charge as \$1.30/000 gallons. The figure is \$1.33/000 gallons. The 90,000 annual cost per household calculation, however, was correctly cited at \$216.42.

Columbus, Ohio

Residential Water Rates:

Last adjusted: January 1, 1999
 Next adjustment scheduled: January 1, 2001
 Fund: Enterprise

Base charge per bill (5/8" meter)	\$ 3.16
First 1,500 CF/month	\$ 1.212/HCF
Next 23,500 CF/month	\$ 1.046 "
Next 175,000 CF/month	\$ 0.811 "
Next 800,000 CF/month	\$ 0.774 "
Next 1,000,000 CF/month	\$ 0.693 "
balance/month	\$ 0.682 "

Billing Frequency: Quarterly

Annual cost per 120 HCF (≈ 90,000 gallons):

Water	\$ 173.40
Sewer	\$ 228.60
Combined	\$ 402.00
Percentage change from 1999	0.0%

Residential Sewer Rates:

Last adjusted: January 1, 2000
 Next adjustment scheduled: January 1, 2001
 Fund: Enterprise

Base charge per bill	\$ 5.94
All units	\$ 1.707/HCF
Based on 100% of water usage.	

Dallas, Texas

Residential Water Rates:

Last adjusted: October 1, 1999
 Next adjustment scheduled: n/a
 Fund: Enterprise

Base charge/bill (5/8" meter) \$ 2.45
 First 4,000 gals. \$ 1.08/000 gals.
 4,001 - 10,000 gals. \$ 1.76 "
 Over 10,000 \$ 2.30 "

Billing Frequency: Monthly

Annual cost per 120 HCF (≈ 90,000 gallons):

Water	\$ 155.16
Sewer	\$ 266.88
Combined	\$ 422.04
Percentage change from 1999	1.9%

Residential Sewer Rates:

Last adjusted: October 1, 1999
 Next adjustment scheduled: n/a
 Fund: Enterprise

Base charge/bill \$ 2.50
 All units \$ 2.82/000 gals.
 Based on the annually adjusted average water consumed during the winter months of December, January, February and March. 40,000-gallon maximum or actual consumption rate per month, whichever is less. Winter monthly average consumption for prior year: 7,000 gallons.

For the 2000 Advisory Board Survey, the annual usage per household is estimated at 84,000 gallons.

Detroit, Michigan

Residential Water Rates:

Last adjusted: August 1, 2000
 Next adjustment scheduled: August 1, 2001
 Fund: Enterprise

Monthly charge (5/8" meter) \$ 1.83
 First 3,000 CF \$ 0.889/HCF
 Next 30,000 CF \$ 0.812"
 Over 33,000 CF \$ 0.730 "

Billing Frequency: Residential: Quarterly. Commercial: Monthly.

Annual cost per 120 HCF (≈ 90,000 gallons):

Water	\$ 128.64
Sewer	\$ 199.32
Combined	\$ 327.96
Percentage change from 1999	7.2%

Residential Sewer Rates:

Last adjusted: August 1, 2000
 Next adjustment scheduled: August 1, 2001
 Fund: Enterprise

Base charge/bill \$ 5.88
 Drainage chg. (5/8" meter)/month \$ 3.72
 All units \$ 1.093/HCF
 Based on 100% of water usage.

Fort Worth, Texas

Residential Water Rates:

Last adjusted: January 1, 1999
 Next adjustment scheduled: January 1, 2001
 Fund: Enterprise

Base charge/bill (5/8" meter) \$ 3.50
 First 4,000 CF \$ 1.48/HCF
 Over 4,000 CF \$ 1.69 "

Billing Frequency: Monthly

Annual cost per 120 HCF (≈ 90,000 gallons):
 Water \$ 219.60
 Sewer \$ 244.80
 Combined \$ 464.40
 Percentage change from 1999 0.0%

Residential Sewer Rates:

Last adjusted: January 1, 1999
 Next adjustment scheduled: January 1, 2001
 Fund: Enterprise

Base charge per bill \$ 4.50
 All units \$ 1.59/HCF

Based on individual customer's average monthly usage during the preceding months of December, January and February. In no event shall the volume used to compute this monthly charge exceed 1,500 cubic feet.

Honolulu, Hawaii

Residential Water Rates:

Last adjusted: July 1, 1995
 Next adjustment scheduled: July, 2001
 Fund: Enterprise

Base charge per bill \$ 3.70
 First 13,000 gals/month \$ 1.77/000 gals.
 13,001 - 30,000 gals/month \$ 2.12 "
 Over 30,000 gals/month \$ 3.18 "

Billing Frequency: Bi-Monthly

Annual cost per 120 HCF (≈ 90,000 gallons):
 Water \$ 181.50
 Sewer \$ 355.03
 Combined \$ 536.53
 Percentage change from 1999 0.0%

Residential Sewer Rates:

Last adjusted: July 1, 1993
 Next adjustment scheduled: n/a
 Fund: Enterprise

Base charge per month includes:
 First 2,000 gals/month \$24.85
 Over 2,000 gals/month \$ 1.05/000 gals.
 Based on 82% of water usage after first 2,000 gals/month.

Houston, Texas

Residential Water Rates:

Last adjusted: March 30, 1993
 Next adjustment scheduled: n/a
 Fund: Enterprise

Base charge/bill (5/8" meter)	
0 - 3,000 gals/month	\$ 2.95
at 4,000 gals/month	\$12.82
at 5,000 gals/month	\$15.13
at 6,000 gals/month	\$18.11
6,000 - 12,000 gals/month	\$ 2.36/000 gals.
Over 12,000 gals/month	\$ 4.30/000 gals.

Billing Frequency: Monthly

Annual cost per 120 HCF (≈ 90,000 gallons):	
Water	\$ 259.80
Sewer	\$ 276.30
Combined	\$ 536.10
Percentage change from 1999	0.0%

Residential Sewer Rates:

Effective: March 30, 1993
 Next adjustment scheduled: n/a
 Fund: Enterprise

Base charge per bill includes:	
0 - 3,000 gals/month	\$ 5.55
at 4,000 gals/month	\$ 11.80
at 5,000 gals/month	\$ 14.75
at 6,000 gals/month	\$ 18.42
Over 6,000 gals/month	\$ 3.07/000 gals.

Indianapolis, Indiana

Residential Water Rates:

Last adjusted: April 8, 1999
 Next adjustment scheduled: n/a
 Fund: n/a

Base charge/bill (5/8" meter)	
First 1,500 CF	\$ 7.55
Next 18,500 CF	\$ 1.29/HCF
Next 80,000 CF	\$ 1.26 "
Next 400,000 CF	\$ 1.19 "
Over 500,000 CF	\$ 0.81 "
	\$ 0.58 "

Billing Frequency: Monthly

Annual cost per 120 HCF (≈ 90,000 gallons):	
Water	\$ 245.40
Sewer	\$ 126.41
Combined	\$ 371.81
Percentage change from 1999	0.0%

Residential Sewer Rates:

Last adjusted: April 8, 1998
 Next adjustment scheduled: n/a
 Fund: n/a

Base charge per bill	
All units	\$ 2.03
Based on individual customer's average water usage during the preceding months of October through April.	
	\$ 0.850425/HCF

Jacksonville, Florida

Residential Water Rates:

Last adjusted: May, 1996
 Next adjustment scheduled: n/a
 Fund: Enterprise

Base charge/bill (5/8" meter) \$ 8.45
 1-15 HCF \$ 0.58/HCF
 16 - 30 HCF \$ 0.73 "
 Over 30 HCF \$ 0.96 "

Billing Frequency: Monthly

Annual cost per 120 HCF (≈ 90,000 gallons):

Water	\$ 188.10
Sewer	\$ 371.40
Combined	\$ 559.50
Percentage change from 1999	0.0%

Residential Sewer Rates:

Last adjusted: May, 1996
 Next adjustment scheduled: n/a
 Fund: Enterprise

Base charge/bill (5/8" meter) \$ 3.40
 All units \$ 2.90/HCF

Residential sewer charges are based on actual water usage up to a maximum of 3,000 CF per month for October through March. April through September sewer charges are based on 90% of actual water usage.

A 10% Public Service Tax on water charges is included.

Los Angeles, California

Residential Water Rates:

Last adjusted: July 1, 2000
 Next adjustment scheduled: n/a
 Fund: Enterprise

November 1 thru May 31
 0 - 22 HCF (average rate) \$ 1.75/HCF
 Over 22 HCF \$ 2.33 "

June 1 through October 31
 0 - 28 HCF (average rate) \$ 1.71/HCF
 Over 28 HCF \$ 2.98 "

Billing Frequency: Bi-monthly

Annual cost per 120 HCF (≈ 90,000 gallons):

Water	\$ 207.90
Sewer	\$ 225.10
Combined	\$ 433.00
Percentage change from 1999	3.1%

Residential Sewer Rates:

Last adjusted: July 1, 1997
 Next adjustment scheduled: n/a
 Fund: Enterprise

All units \$ 2.26/HCF
 Dry Winter Compensation Factor is 83%.

- The Los Angeles Department of Water and Power uses lot size, temperature zone and household size to determine the number of HCF each customer has at the first tier rate.
- The sewer charge per HCF remains unchanged from July 1, 1997 however, the Dry Winter Compensation Factor has changed from 82% to 83%.
- The residential rates are based on the period with the minimum winter water used daily average times the dry winter compensation factor of 83%. Periods after July of each year have the calculated daily volume multiplied by the days in the period times \$2.26/HCF. A 10% Public Service Tax on water charges is included.

Milwaukee, Wisconsin

Residential Water Rates:

Last adjusted: September 7, 1999
 Next adjustment scheduled: n/a
 Fund: Enterprise

Base charge/bill (3/4" meter) \$12.80
 First 10,000 CF \$ 1.03/HCF
 Next 490,000 CF \$ 0.960 "
 Next 1,500,000 CF \$ 0.600 "
 Over 2,000,000 CF \$ 0.550 "

Billing Frequency: Quarterly

Annual cost per 120 HCF (\approx 90,000 gallons):

Water	\$ 174.80
Sewer	\$ 170.39
Combined	\$ 345.19
Percentage change from 1999	14.9%

Commercial Water Rates:

Same as residential

Residential Sewer Rates:

Last adjusted: February 1, 2000
 Next adjustment scheduled: n/a
 Fund: Enterprise

Service charge per bill \$ 8.56
 All units (Volume Charge) \$ 0.68/HCF
 Sewer Maintenance Charge \$ 0.4546/HCF
 Based on 100% of water usage.

Commercial Sewer Rates:

Same as Residential

New Orleans, Louisiana

Residential Water Rates:

Last adjusted: April 1, 1990
 Next adjustment scheduled: n/a
 Fund: n/a

Base charge/bill (5/8" meter) \$ 3.10
 0 - 20,000 gals. \$ 2.06/000 gals.
 20,000 - 1,000,000 gals. \$ 1.85 "
 Over 1,000,000 gals. \$ 1.42 "

Billing Frequency: Monthly

Annual cost per 120 HCF (\approx 90,000 gallons):

Water	\$ 222.60
Sewer	\$ 204.90
Combined	\$ 427.50
Percentage change from 1999	10.7%

Residential Sewer Rates:

Last adjusted: March 16, 2000
 Next adjustment scheduled: n/a
 Fund: n/a

Base charge per bill \$ 5.60
 All units \$ 1.80/000 gals.
 Based on 85% of water usage.

New York, New York

Residential Water Rates:

Effective: July 1, 2000
 Next adjustment scheduled: July 1, 2001
 Fund: Enterprise

All units \$ 1.31/HCF

Billing Frequency: Quarterly

Annual cost per 120 HCF (≈ 90,000 gallons):

Water	\$ 157.20
Sewer	\$ 249.95
Combined	\$ 407.15
Percentage change from 1999	0.8%

Residential Sewer Rates:

Effective: July 1, 2000
 Next adjustment scheduled: July 1, 2001
 Fund: Enterprise

All units \$ 2.07/HCF
 Based on 159% of water usage.

Newark, New Jersey

Residential Water Rates:

Last adjusted: February 1, 1998
 Next adjustment scheduled: n/a
 Fund: General

Base charge per bill includes:

First 300 CF	\$ 4.48/HCF
Next 33,000 CF	\$ 1.343/"
Next 133,300 CF	\$ 1.199 "
Over 166,600 CF	\$ 1.075 "

Billing Frequency: Monthly

Annual cost per 120 HCF (≈ 90,000 gallons):

Water	\$ 166.57
Sewer	\$ 184.32
Combined	\$ 350.89
Percentage change from 1999	5.1%

Residential Sewer Rates:

Last adjusted: January 1, 1994
 Next adjustment scheduled: n/a
 Fund: Enterprise

Base charge per bill includes:

First 600 CF	\$ 9.60
Over 600 CF	\$ 1.44/HCF

Based on 100% of water usage.

The City of Newark billing cycle has changed from a quarterly to a monthly basis

Philadelphia, Pennsylvania

Residential Water Rates:

Last adjusted: July 1, 1995
 Next adjustment scheduled: n/a
 Fund: Enterprise

Base charge/bill (5/8" meter) \$ 2.68
 First 2,000 CF \$ 1.217/HCF
 Next 98,000 CF \$ 0.939 "
 Next 1,900,000 CF \$ 0.818 "
 Over 2,000,000 CF \$ 0.631 "

Billing Frequency: Monthly

Annual cost per 120 HCF (≈ 90,000 gallons):

Water	\$ 178.20
Sewer	\$ 342.60
Combined	\$ 520.80
Percentage change from 1999	0.0%

Residential Sewer Rates:

Last adjusted: July 1, 1995
 Next adjustment scheduled: n/a
 Fund: Enterprise

Base charge/bill (5/8 " meter) \$ 16.06
 All units \$ 1.249/HCF
 Based on 100% of water usage.

Portland, Maine

Residential Water Rates:

Last adjusted: May 31, 2000
 Next adjustment scheduled: n/a
 Fund: Enterprise

Base charge per bill includes:
 First 100 CF \$ 7.00
 Next 2,900 CF \$ 1.76/HCF
 Next 7,000 CF \$ 1.27 "
 Next 40,000 CF \$ 0.94 "
 Over 50,000 CF \$ 0.65 "

Billing Frequency: Monthly

Annual cost per 120 HCF (≈ 90,000 gallons):

Water	\$ 274.08
Sewer	\$ 478.80
Combined	\$ 752.88
Percentage change from 1999	-0.8%

Residential Sewer Rates:

Last adjusted: November 1, 1997
 Next adjustment scheduled: n/a
 Fund: Enterprise

Base charge per bill includes:
 First 200 CF \$ 7.98
 Over 200 CF \$ 3.99/HCF
 Based on 100% of water usage.

Providence, Rhode Island

Residential Water Rates:

Last adjusted: May 1, 1998
 Next adjustment scheduled: n/a
 Fund: Enterprise

Base charge per bill \$ 9.81
 First 1,000 HCF \$ 1.34/HCF
 Over 1,000 HCF \$ 1.26 "

Billing Frequency: Quarterly

Annual cost per 120 HCF (≈ 90,000 gallons):

Water	\$ 200.04
Sewer	\$ 146.23
Combined	\$ 346.27
Percentage change from 1999	0.0%

Residential Sewer Rates:

Last adjusted: July 1, 1998
 Next adjustment scheduled: n/a
 Fund: Enterprise

Annual Fixed Fee \$44.23
 All units \$ 0.85/HCF
 (Sewer costs based on service from the Narragansett Bay Commission Field's Point Wastewater Treatment Facility)
 Based on 85% of water usage.

In Providence, water services are provided by the Providence Water Supply Board, while sewer services are managed by the Narragansett Bay Commission.

Saint Louis, Missouri

Residential Water Rates:

Last adjusted: July 1, 1996
 Next adjustment scheduled: n/a
 Fund: Enterprise

Base charge (5/8" meter) \$14.16
 First 25,000 CF \$ 1.05/HCF
 Next 1,975,000 CF \$ 0.82 "
 Over 2,000,000 CF \$ 0.62 "

Billing Frequency: Water: Quarterly. Sewer: Monthly.

Annual cost per 120 HCF (≈ 90,000 gallons):

Water	\$ 182.64
Sewer	\$ 195.72
Combined	\$ 378.36
Percentage change from 1999	0.0%

Residential Sewer Rates:

Last adjusted: October 1, 1997
 Next adjustment scheduled: n/a
 Fund: Special Revenue

Base charge per bill \$ 5.81
 All units \$ 1.05/HCF
 Based on 100% of water usage.

Saint Louis offers flat rates for domestic use based on such factors as the number of rooms and bathrooms within each residence. Utilization of the flat rate structure provides for unlimited water usage within each participating household. For the purposes of the MWRA Advisory Board Retail Rates Survey, charges are based upon the metered rates as specified within the City of Saint Louis Ordinance Number 63136.

Saint Paul, Minnesota

Residential Water Rates:

Last adjusted: January 1, 2000
 Next adjustment scheduled: January 1, 2001
 Fund: Enterprise

Winter - December to May:
 First 100,000 CF/Month \$ 1.38/HCF
 Over 100,000 CF/Month \$ 1.28 "

Summer - June to November:
 First 100,000 CF/Month \$ 1.48/HCF
 Over 100,000 CF/Month \$ 1.28 "

An annual testing charge of \$5.21 per household goes to the Minnesota Department of Health for testing public water supplies, as required by the Federal Safe Drinking Water Act.

Billing Frequency: Quarterly

Annual cost per 120 HCF (≈ 90,000 gallons):

Water	\$ 176.81
Sewer	\$ 290.40
Combined	\$ 467.21
Percentage change from 1999	0.8%

Residential Sewer Rates:

Last adjusted: January 1, 2000
 Next adjustment scheduled: January 1, 2001
 Fund: Enterprise

First 100,000 CF \$ 2.42/HCF
 Next 400,000 CF \$ 2.39 "
 Over 500,000 CF \$ 2.33 "
 Minimum charge of \$7.20 for 3/4" meters.
 Based on 100% of water usage.

San Antonio, Texas

Residential Water Rates:

Last adjusted: December 1, 1999
 Next adjustment scheduled: n/a
 Fund: n/a

Base charge/bill (5/8" meter) \$ 5.61

Winter - November thru June
 First 7,481 gals. \$ 0.722/000 gals.
 Next 5,236 gals. \$ 1.038 "
 Next 4,488 gals. \$ 1.288 "
 Over 17,205 gals. \$ 2.703 "

Summer - July thru October
 First 7,481 gals. \$ 0.722/000 gals.
 Next 5,236 gals. \$ 1.128 "
 Next 4,488 gals. \$ 1.388 "
 Over 17,205 gals. \$ 3.490 "

Billing Frequency: Monthly

Annual cost per 120 HCF (≈ 90,000 gallons):

Water	\$ 132.14
Sewer	\$ 178.00
Combined	\$ 310.14
Percentage change from 1999	0.0%

Residential Sewer Rates:

Last adjusted: December 1, 1999
 Next adjustment scheduled: n/a
 Fund: n/a

First 1,496 gals. \$ 5.70
 Over 1,496 gals. \$ 1.526/000 gals.

Computed on the basis of average water usage for 90 days during the period beginning November 15 and ending March 15 of each year.

New customers or customers moving from one location to another who would not have a winter record of water usage are billed an Unaveraged Residential Charge of \$15.97 per month.

San Diego, California

Residential Water Rates:

Last adjusted: July 1, 1999
 Next adjustment scheduled: n/a
 Fund: Enterprise

Base charge/bill (1" meter) \$ 20.46
 0 -14 HCF \$ 1.273/HCF
 15-28 HCF \$ 1.623 "
 Over 28 HCF \$ 1.793 "

Billing Frequency: Bi-monthly

Annual cost per 120 HCF (≈ 90,000 gallons):

Water	\$ 288.12
Sewer (1)	\$ 426.66
Combined	\$ 714.78
Percentage change from 1999	4.4%

Residential Sewer Rates:

Effective: July 1, 2000
 Next adjustment scheduled: March 1, 2001
 Fund: Enterprise

Base charge per bill \$ 16.70
 All units \$ 2.72/HCF
 Based on 60 day winter usage.
 Storm drain \$ 1.90
 Sewer cap charge per bill \$ 71.11

(1) Single Family Dwelling Customers who were not occupants for at least half of the previous winter (December 1998 thru March 1999) will be billed at least the following Single Family Dwelling Flat Sewer Rate:

Sewer Base Fee	\$ 16.70
Sewer Charge	<u>\$ 54.41</u>
Total	\$ 71.11/Bi-monthly

The 2000 sewer rate is based on a sewer cap charge per bill of \$71.11, or a 2000 annual charge of \$426.66 (\$71.11 X 6).

San Francisco, California

Residential Water Rates:

Effective: July 1, 1996
 Next adjustment scheduled: n/a
 Fund: Enterprise

Base charge/bill (5/8" meter) \$ 6.80
 All units \$ 1.26/HCF

Billing Frequency: Bi-monthly

Annual cost per 120 HCF (≈ 90,000 gallons):

Water	\$ 192.00
Sewer	\$ 473.05
Combined	\$ 665.05
Percentage change from 1999	0.0%

Residential Sewer Rates:

Effective: July 1, 1996
 Next adjustment scheduled: n/a
 Fund: Enterprise

First 300 CF \$ 1.8623/HCF
 Over 300 CF \$ 4.8334 "
 Based on 90% of water usage.

Local Proposition H1 freezes rates until 2006, except for increases required to pay the debt service on voter approved bonds.

San Jose, California

Residential Water Rates:

Effective: July 1, 2000
 Next adjustment scheduled: n/a
 Fund: n/a

Base charge/bill (5/8" meter) \$ 7.20
 All units \$ 1.44/HCF

Residential Sewer Rates:

Effective: July 1, 1994
 Next adjustment scheduled: n/a
 Fund: n/a

Flat rate \$ 18.96
 Storm drain charge \$ 3.95
 Monthly charges for a Single Family
 Residences include the storm drain charge.

Billing Frequency: Water: Bi-Monthly. Sewer: Monthly

Annual cost per 120 HCF (≈ 90,000 gallons):

Water	\$ 259.20
Sewer	\$ 274.92 (includes storm drain charge)
Combined	\$ 534.12
Percentage change from 1999	0.9%

Rates cited for San Jose are provided by the San Jose Water Company (water) and the City of San Jose (sewer).

Seattle, Washington

Residential Water Rates:

Last adjusted: July 5, 2000
 Next adjustment scheduled: n/a
 Fund: Enterprise

Base chg/month (3/4" & less) \$ 3.90

Winter - September 16 thru May 15
 All units \$ 2.16/HCF

Summer - May 16 thru September 15
 First 500 CF/Month \$ 1.60/HCF
 Over 500 CF/Month \$ 2.53 "

Billing Frequency: Bi-monthly

Annual cost per 120 HCF (≈ 90,000 gallons):

Water	\$ 302.20
Sewer	\$ 518.40
Combined	\$ 820.60
Percentage change from 1999	10.2%

Residential Sewer Rates:

Last adjusted: July 5, 2000
 Next adjustment scheduled: n/a
 Fund: Enterprise

All units \$ 4.32/HCF
 Based on 100% of winter water consumption.

Washington, District of Columbia

Residential Water Rates:

Last adjusted: April 1, 2000
 Next adjustment scheduled: n/a
 Fund: Enterprise

All units \$ 1.576/HCF

Billing Frequency: Quarterly

Annual cost per 120 HCF (≈ 90,000 gallons):

Water	\$ 189.12
Sewer	\$ 325.20
Combined	\$ 514.32
Percentage change from 1999	4.8%

Residential Sewer Rates:

Last adjusted: April 1, 1997
 Next adjustment scheduled: n/a
 Fund: Enterprise

All units \$ 2.71/HCF
 Based on 100% of water usage.

This page intentionally left blank.

APPENDIX A

1999 WATER & SEWER RETAIL RATE INFORMATION

NOTE: Some 1999 rates have been adjusted to account for updated rate structure data. These changes are cited in separate text boxes within the community pages.

COMBINED ANNUAL WATER AND SEWER CHARGES IN MWRA COMMUNITIES				
1999				
(Charges include MWRA, Community and alternatively supplied services)				
	Water	Sewer	Combined	Change
Arlington (W/S) *	\$261.80	\$240.00	\$501.80	0.0%
Ashland (S)	294.00	512.00	806.00	-1.9%
Bedford (S/partial W)	315.00	489.00	804.00	-3.6%
Belmont (W/S)	350.00	594.00	944.00	0.0%
Boston (W/S)	239.09	411.01	650.10	0.0%
Braintree (S)	248.00	512.00	760.00	0.0%
Brookline (W/S)	366.00	474.00	840.00	5.3%
Burlington (S)	102.90	261.20	364.10	0.0%
Cambridge (S/partial W)	237.60	423.60	661.20	2.4%
Canton (S/partial W)	212.00	523.20	735.20	1.8%
Chelsea (W/S)	264.00	459.60	723.60	0.0%
Chicopee (W)	224.00	194.25	418.25	0.0%
Clinton (W/S)	87.60	65.70	153.30	0.0%
Dedham (S)	438.80	401.04	839.84	6.8%
Everett (W/S)	177.60	355.20	532.80	0.0%
Framingham (W/S)	199.50	337.50	537.00	8.9%
Hingham (S)	713.16	660.00	1,373.16	1.8%
Holbrook (S)	168.00	384.00	552.00	0.0%
Leominster (partial W)	168.80	150.40	319.20	0.0%
Lexington (W/S)	290.00	692.80	982.80	28.6%
Lynn (partial W)	265.30	422.50	687.81	3.2%
Malden (W/S)	177.40	383.60	561.00	0.0%
Marblehead (W)	236.00	471.00	707.00	2.6%
Marlborough (partial W)	272.40	265.20	537.60	0.0%
Medford (W/S)	254.59	577.56	832.15	0.0%
Melrose (W/S)	234.00	508.68	742.68	0.0%
Milton (W/S)	324.48	741.12	1,065.60	20.5%
Nahant (W)	530.40	646.80	1,177.20	0.0%
Natick (S)	211.60	661.20	872.80	14.7%
Needham (S/partial W)	210.96	594.00	804.96	8.0%
Newton (W/S)	261.20	528.80	790.00	7.3%
Northborough (partial W)	249.00	325.00	574.00	20.9%
Norwood (W/S)	184.80	459.36	644.16	4.4%
Peabody (partial W)	227.40	303.60	531.00	0.0%
Quincy (W/S)	204.00	457.80	661.80	2.2%
Randolph (S)	162.00	384.60	546.60	8.6%
Reading (S)	409.20	636.00	1,045.20	4.1%
Revere (W/S)	210.00	415.20	625.20	6.1%
Saugus (W)	141.00	156.00	297.00	0.0%
Somerville (W/S)	260.40	405.60	666.00	10.1%
Stoneham (W/S)	252.00	660.00	912.00	11.8%
Stoughton (S)	264.52	825.60	1,090.12	3.0%
Swampscott (W)	330.00	292.80	622.80	1.2%
Wakefield (S/partial W)	300.00	638.00	938.00	0.0%
Walpole (S)	302.64	434.50	737.14	0.8%
Waltham (W/S)	175.32	383.52	558.84	3.8%
Watertown (W/S)	195.40	498.00	693.40	0.0%
Wellesley (S/partial W)	281.46	528.00	809.46	10.0%
Westwood (S)	438.80	565.00	1,003.80	2.4%
Weymouth (S)	255.80	568.96	824.76	0.0%
Wilbraham (W)	222.00	286.80	508.80	0.0%
Wilmington (S)	274.80	295.20	570.00	0.0%
Winchester (S/partial W) *	150.00	231.60	381.60	0.0%
Winthrop (W/S)	306.00	556.80	862.80	0.0%
Woburn (S/partial W)	136.00	234.00	370.00	0.0%
Worcester (partial W)	226.80	158.40	385.20	0.0%
AVERAGE	\$258.85	\$440.02	\$698.87	3.7%
<i>The following communities do not provide municipal sewer services and are therefore not listed:</i>				
<i>Lynnfield Water District, South Hadley Fire District #1, Southborough and Weston.</i>				
<i>*Arlington and Winchester utilize the debt service exclusion as permitted under General Law 59 Section 21C(n).</i>				

**ANNUAL WATER AND SEWER CHARGES IN
COMMUNITIES RECEIVING SERVICES FROM THE MWRA
1999**

	WATER	SEWER
Arlington (W/S)*	\$261.80	\$240.00
Ashland (S)	-	512.00
Bedford (S/partial W)	315.00	489.00
Belmont (W/S)	350.00	594.00
Boston (W/S)	239.09	411.01
Braintree (S)	-	512.00
Brookline (W/S)	366.00	474.00
Burlington (S)	-	261.20
Cambridge (S/partial W)	237.60	423.60
Canton (S/partial W)	212.00	523.20
Chelsea (W/S)	264.00	459.60
Chilcopee (W)	224.00	-
Clinton (W/S)	87.60	65.70
Dedham (S)	-	401.04
Everett (W/S)	177.60	355.20
Framingham (W/S)	199.50	337.50
Hingham (S)	-	660.00
Holbrook (S)	-	384.00
Leominster (partial W)	168.80	-
Lexington (W/S)	290.00	692.80
Lynn (partial W)	265.30	-
Lynnfield (W)	210.80	-
Malden (W/S)	177.40	383.60
Marblehead (W)	236.00	-
Marlborough (partial W)	272.40	-
Medford (W/S)	254.59	577.56
Melrose (W/S)	234.00	508.68
Milton (W/S)	324.48	741.12
Nahant (W)	530.40	-
Natick (S)	-	661.20
Needham (S/partial W)	210.96	594.00
Newton (W/S)	261.20	528.80
Northborough (partial W)	249.00	-
Norwood (W/S)	184.80	459.36
Peabody (partial W)	227.40	-
Quincy (W/S)	204.00	457.80
Randolph (S)	-	384.60
Reading (S)	-	636.00
Revere (W/S)	210.00	415.20
Saugus (W)	141.00	-
Somerville (W/S)	260.40	405.60
South Hadley (W)	335.60	-
Southborough (W)	261.60	-
Stoneham (W/S)	252.00	660.00
Stoughton (S)	-	825.60
Swampscott (W)	330.00	-
Wakefield (S/partial W)	300.00	638.00
Walpole (S)	-	434.50
Waltham (W/S)	175.32	383.52
Watertown (W/S)	195.40	498.00
Wellesley (S/partial W)	281.46	528.00
Weston (W)	142.70	-
Westwood (S)	-	565.00
Weymouth (S)	-	568.96
Wilbraham (W)	222.00	-
Wilmington (S)	-	295.20
Winchester (S/partial W)*	150.00	231.60
Winthrop (W/S)	306.00	556.80
Woburn (S/partial W)	136.00	234.00
Worcester (partial W)	226.80	-

AVERAGE

\$242.65

\$476.56

Water and Sewer Charges are based on an annual water consumption of 12,000 cubic feet (approximately 90,000 gallons).

**Arlington and Winchester utilize the debt service exclusion as permitted under General Law 59 Section 21C(n).*

**COMPARATIVE ANNUAL RESIDENTIAL WATER AND SEWER CHARGES FOR
SELECTED NON-MWRA COMMUNITIES IN MASSACHUSETTS
1999**

	Water	Sewer	Combined
Abington	\$306.00	\$298.00	\$604.00
Agawam	151.40	180.36	331.76
Ayer	108.00	240.00	348.00
Beverly	199.20	490.80	690.00
Brockton	227.00	223.80	450.80
Fairhaven	201.60	402.00	603.60
Fall River	69.60	177.60	247.20
Fitchburg	236.00	98.60	334.60
Gloucester	291.60	324.90	616.50
Haverhill	177.60	205.20	382.80
Holyoke	252.00	175.50	427.50
Hudson	240.00	183.60	423.60
Lawrence	162.00	168.00	330.00
Lowell	142.80	211.92	354.72
Medfield	148.80	249.75	398.55
New Bedford	133.42	424.00	557.42
Salem	193.20	403.20	596.40
Springfield	118.80	155.60	274.40
Tewksbury	337.50	252.00	589.50

**COMPARATIVE ANNUAL RESIDENTIAL WATER & SEWER CHARGES
FOR MAJOR U.S. CITIES
1999**

	Water	Sewer	Combined
Austin, TX	\$216.42	\$338.58	\$555.00
Boston, MA	239.09	411.01	650.10
Columbus, OH	173.40	228.60	402.00
Dallas, TX	158.58	255.42	414.00
Detroit, MI	116.64	189.28	305.92
Fort Worth, TX	219.60	244.80	464.40
Honolulu, HI	181.50	355.03	536.53
Houston, TX	259.80	276.30	536.10
Indianapolis, IN	245.40	126.41	371.81
Jacksonville, FL	188.10	371.40	559.50
Los Angeles, CA	197.58	222.38	419.96
Milwaukee, WI	152.20	148.10	300.30
MWRA Service Area	258.85	440.02	698.87
New Orleans, LA	222.60	163.59	386.19
New York, NY	156.00	248.04	404.04
Newark, NJ	161.16	172.80	333.96
Philadelphia, PA	178.20	342.60	520.80
Portland, ME	280.32	478.80	759.12
Providence, RI	200.04	146.23	346.27
Saint Louis, MO	182.64	195.72	378.36
Saint Paul, MN	173.21	290.40	463.61
San Antonio, TX	132.14	178.00	310.14
San Diego, CA	288.12	396.60	684.72
San Francisco, CA	192.00	473.05	665.05
San Jose, CA	254.40	274.92	529.32
Seattle, WA	250.20	494.40	744.60
Washington, DC	165.60	325.20	490.80
AVERAGE	\$201.62	\$288.43	\$490.05

APPENDIX B

SECOND METER INFORMATION AND GLOSSARY

SECOND WATER METER INFORMATION

	Number	Percent
MWRA or partially supplied communities utilizing second meters to adjust sewer bills	YES: 34 NO: 26	YES: 55.0% NO: 45.0%

GLOSSARY

All of the information cited below is taken directly from *Massachusetts Water Resources Authority Technical Assistance Program: Municipal Water and Sewer Rate Making, A Guide for Local Officials*. May, 1989.

DEBT EXCLUSION

A referendum to increase the levy limit by the amount of principal and interest payable each year on specific long-term bonds issued by a community; this exclusion remains in effect for the life of the debt only.

WATER AND SEWER WHOLESALE CHARGES

Within the MWRA service area, these are the charges which are made by the MWRA to each community for the total amount of water and/or sewer treatment service which is provided to that community for a fiscal year; MWRA wholesale charges constitute one component of each community's total water and sewer service costs.

WATER AND SEWER RETAIL CHARGES

User charges which are billed to specific properties by a municipality or public utility for the provision of water and sewer service; these charges are generally billed periodically during the year and are generally based on the metered flow of water into each property; also known as "retail rates".

GENERAL FUND - 16 water, 15 sewer (full and partial MWRA communities)

General fund accounting for water and sewer operations is typically the most understood accounting support alternative. This option does not require adoption of any legislation. Essentially, water and sewer expenditure and revenue accounts exist with the general fund along with other community financial activity. No segregation of utility costs and revenues is provided for. General fund accounting is on the budgetary (cash) basis and period-end or year-end reporting is on the modified accrual basis.

SPECIAL REVENUE FUND - 11 water, 8 sewer (full and partial MWRA communities)

A special revenue fund is defined as "a fund used to account for the proceeds of specific revenue sources (other than expendable trusts or major capital projects) that are legally restricted to expenditure for specified purposes".

Special revenue fund accounting provides for segregation of water/sewer costs and revenues from other municipal financial activity.

Like the general fund, special revenue fund accounting is on the budgetary (cash) basis and financial reporting is on the modified accrual basis.

ENTERPRISE FUND - 31 water, 33 sewer (full and partial MWRA Communities)

A fund established to account for operations financed and operated in a manner similar to private business enterprises. In this instance the governing body intends that costs (expenses, including depreciation) of providing goods or services to the general public on a continuing basis be recovered primarily through user charges.

A fund established because the governing body has decided that periodic determination of revenues earned, expenses incurred and/or net income is appropriate for capital maintenance, public policy management control, accountability or other purposes.

Like special revenue funds, enterprise funds allow communities to separately account for the expenditures and revenues of their water/sewer operations. Similarly, this segregated accounting provides enhanced information regarding the results of operations and facilitates rate setting and rate analyses. A community may elect to adopt enterprise fund(s) through city council or town meeting vote. Each enterprise fund must be adopted individually.

Enterprise fund accounting is generally the most complex of the accounting alternatives. Its accounting may be on the accrual basis or budgetary (cash) basis. Reporting, however, should be on the accrual basis. Accordingly, if accounting is on the budgetary basis, year-end accrual adjustments will be required to attain accrual basis reporting. These year-end accrual adjustments will generally include:

- Fixed asset capitalization and related depreciation
- Pension liabilities
- Sick, vacation and other compensated absences
- Revenue
- Contributed capital
- Other year-end accruals

This page intentionally left blank.

APPENDIX C

1999 AND 2000 WATER & SEWER RETAIL RATES BASED ON COMMUNITY WATER USE DATA

The table below provides a comparative assessment of actual costs for water and sewer retail rate customers. The charges are prorated based on 1990 United States Census information and domestic water usage by community, provided by local water departments to the Massachusetts Department of Environmental Protection. The Advisory Board's intent is to provide a balanced contrast to the 120 Hundred Cubic Feet (HCF), or 90,000 gallons, figure cited throughout the document. The charges below are calculated by: 1) Determining the average water use per household in each community - Domestic Water Use per Community (DEP data)/1990 United States Census # of Households per Community. 2) Adjusting the Gallons Per Household to HCF - Gallons Per Household X 1.337. 3) Calculating the average retail rate by applying the estimated water use in HCF per household figure from the prior calendar year to each unique community retail rate structure as reflected in the Annual Advisory Board Rate Surveys.

Community	Average 1998 Water Use Per Household in Hundred Cubic Feet	Water Charge Based On Average 1998 Water Use Per Household and 1999 AB Rates Survey Data	Sewer Charge Based On Average 1998 Water Use Per Household and 1999 AB Rates Survey Data	Combined 1999 Water & Sewer Charge	Average 1999 Water Use Per Household in Hundred Cubic Feet	Water Charge Based On Average 1999 Water Use Per Household and 2000 AB Rates Survey Data	Sewer Charge Based On Average 1999 Water Use Per Household and 2000 AB Rates Survey Data	Combined 2000 Water & Sewer Charge
Arlington (W/S) (1)	85.9	\$197	\$172	\$369	91.3	\$207	\$183	\$390
Ashland (S) (11)	121.5	298	518	\$816	124.0	317	596	\$914
Bedford (W/S) (11)	104.7	266	415	\$681	104.4	265	414	\$679
Belmont (W/S) (11)	118.1	345	585	\$930	123.2	415	685	\$1,100
Boston (W/S) (11)	78.5	157	268	\$425	72.8	145	248	\$393
Braintree (S) (2)	84.1	183	368	\$552	84.1	183	368	\$552
Brookline (W/S) (11)	92.2	281	364	\$646	108.0	345	432	\$777
Burlington (S) (2,11)	109.3	92	229	\$321	109.3	92	229	\$321
Cambridge (S/partial W) (11)	66.7	132	235	\$367	69.3	154	257	\$411
Canton (S/partial W)	117.8	206	513	\$720	123.3	220	538	\$759
Chelsea (W/S) (11)	102.0	224	391	\$615	99.9	200	403	\$602
Chicopee (W) (10)	83.2	158	135	\$293	84.1	159	176	\$335
Dedham (S) (10,11)	82.2	316	275	\$590	83.2	335	269	\$604
Everett (W/S) (3)	81.1	120	240	\$360	89.7	117	319	\$435
Framingham (W/S) (11)	96.9	169	276	\$445	106.8	189	320	\$510
Holbrook (S)	77.6	109	248	\$357	80.1	112	256	\$368
Lexington (W/S) (11)	100.0	232	545	\$777	105.9	249	588	\$838
Lynnfield (W) (4,13)	105.6	188	NA	NA	107.0	221	NA	NA
Malden (W/S)	61.5	85	159	\$244	64.0	89	167	\$256
Marblehead (W) (11)	93.4	189	370	\$559	112.7	257	455	\$712
Marlborough (partial W) (11)	81.5	185	180	\$365	86.4	237	203	\$440
Medford (W/S) (5)	69.9	148	337	\$485	66.5	156	330	\$486
Melrose (W/S) (10)	74.4	145	315	\$461	70.4	137	298	\$436
Milton (W/S) (11)	118.7	321	732	\$1,053	128.8	350	805	\$1,155
Nahant (W) (11)	86.0	380	463	\$843	91.5	468	441	\$909
Natick (S) (11)	96.7	164	528	\$691	93.4	125	450	\$575
Needham (S/partial W) (11)	112.4	196	553	\$750	113.9	203	629	\$832
Newton (W/S)	87.9	182	369	\$552	117.5	273	526	\$799
Northborough (partial W)	81.2	166	217	\$384	86.8	178	464	\$642
Norwood (W/S) (10,11)	101.0	151	364	\$515	107.4	176	396	\$572
Peabody (partial W) (11)	93.8	176	234	\$410	109.7	207	276	\$483
Quincy (W/S) (10,11)	73.9	126	282	\$408	74.2	131	275	\$406
Randolph (S)	85.8	116	255	\$371	106.2	154	324	\$478
Reading (S)	83.6	285	443	\$728	89.2	304	488	\$792
Revere (W/S) (11)	81.8	143	283	\$426	77.8	121	261	\$382
Saugus (W) (6,11)	99.7	87	128	\$214	98.9	86	126	\$213
Somerville (W/S)	87.5	190	296	\$486	87.8	200	312	\$512
South Hadley (W) (13)	81.3	234	NA	NA	80.2	231	NA	NA
Southborough (W) (13)	119.9	261	NA	NA	186.1	406	NA	NA

Community	Average 1998 Water Use Per Household in Hundred Cubic Feet	Water Charge Based On Average 1998 Water Use Per Household and 1999 AB Rates Survey Data	Sewer Charge Based On Average 1998 Water Use Per Household and 1999 AB Rates Survey Data	Combined 1999 Water & Sewer Charge	Average 1999 Water Use Per Household in Hundred Cubic Feet	Water Charge Based On Average 1999 Water Use Per Household and 2000 AB Rates Survey Data	Sewer Charge Based On Average 1999 Water Use Per Household and 2000 AB Rates Survey Data	Combined 2000 Water & Sewer Charge
Stoneham (W/S)	86.5	182	476	\$657	76.9	192	442	\$634
Stoughton (S)	70.3	170	483	\$653	70.1	170	482	\$652
Swampscott (W) (7,11)	98.8	272	241	\$513	106.4	280	249	\$529
Wakefield (S/partial W)	89.5	242	496	\$738	86.3	236	503	\$739
Walpole (S) (10,11)	97.0	245	351	\$596	107.7	275	401	\$676
Waltham (W/S) (11)	97.5	140	305	\$445	114.5	176	388	\$564
Watertown (W/S) (11)	76.9	100	319	\$419	76.2	108	294	\$402
Wellesley (S/partial W) (11)	106.8	255	472	\$726	131.5	305	577	\$881
Weston (W) (13)	179.0	255	NA	NA	199.8	295	NA	NA
Westwood (S) (11)	82.2	316	335	\$650	83.2	335	401	\$736
Weymouth (S)	70.4	154	320	\$474	71.4	179	378	\$557
Wilbraham (W) (8)	80.3	148	192	\$340	129.9	240	316	\$556
Wilmington (S)	117.3	269	289	\$557	155.8	357	298	\$655
Winchester (S/partial W) (1)	107.7	126	194	\$320	134.6	238	299	\$537
Winthrop (W/S) (9)	79.8	203	370	\$573	77.2	197	358	\$555

- (1) Arlington and Winchester utilize the debt service exclusion as permitted under General Law 59 Section 21C(n).
- (2) Water use information for Burlington and Braintree was unavailable for Calendar Year 1999. Calendar Year 1998 water use data is utilized for the 2000 rates calculation.
- (3) 1999 data for Everett is based on the 1998 estimated residential use at 55% of total city purchases of MWRA water.
- (4) Lynnfield Water District consists of 1,400 households.
- (5) Residential water use in Medford is estimated at 63% for 1998 and 1999.
- (6) Water use data for Saugus is based on MWRA readings for Calendar Years 1998 and 1999. Residential use is estimated at 56% of total water use for both 1998 and 1999.
- (7) Swampscott sold 442 MG in CY1999, according to MWRA Figures. Residential use is estimated at 95% of total water sales.
- (8) For billing purposes, Wilbraham caps wastewater use at 120 HCF.
- (9) Winthrop sold 511 MG in CY1999. Residential use is estimated at 86% for 1998 and 1999.
- (10) Communities offer discounted sewer rates based upon a percentage of water usage to adjust sewer bills.
- (11) Communities allow for the use of second water meters to adjust sewer bills.
- (12) Water use data for Clinton, Hingham, Leominster, Lynn, Woburn and Worcester has not been tabulated.
- (13) The following communities do not provide municipal sewer services: Lynnfield Water District, South Hadley Fire District #1, Southborough and Weston.

This page intentionally left blank.

APPENDIX D

FINAL MWRA FISCAL YEAR 2001 BILLABLE WATER AND SEWER CHARGES

**MASSACHUSETTS WATER RESOURCES AUTHORITY
FINAL FY01 BILLABLE WATER AND SEWER CHARGES**

MWRA CUSTOMER	FY01 Water Assessment	% Change from FY00	FY01 Sewer Assessment	% Change from FY00	FY01 Combined Assessment	% Change from FY00
ARLINGTON	\$1,981,574	6.6%	\$5,252,392	-1.6%	\$7,233,966	0.5%
ASHLAND	0	0.0%	948,296	5.2%	948,296	5.2%
BEDFORD	0	0.0%	2,160,054	2.8%	2,160,054	2.8%
BELMONT	1,206,729	17.5%	3,558,201	-2.3%	4,764,930	2.0%
BOSTON	37,669,352	9.7%	77,098,681	1.5%	114,768,033	4.1%
BRAINTREE	0	0.0%	5,309,547	2.6%	5,309,547	2.6%
BROOKLINE	2,766,094	11.3%	8,285,973	0.2%	11,052,067	2.8%
BURLINGTON	0	0.0%	3,011,855	1.3%	3,011,855	1.3%
CAMBRIDGE	0	0.0%	13,954,065	1.0%	13,954,065	1.0%
CANTON *	912,668	33.8%	2,814,108	-1.8%	3,726,776	5.0%
CHELSEA	1,445,478	14.5%	3,717,496	2.1%	5,162,974	5.3%
DEDHAM	0	0.0%	4,370,732	-3.4%	4,370,732	-3.4%
EVERETT	2,137,785	13.2%	4,847,694	1.5%	6,985,479	4.8%
FRAMINGHAM	3,681,117	19.4%	7,730,283	0.4%	11,411,400	5.8%
HINGHAM	0	0.0%	1,031,595	-0.2%	1,031,595	-0.2%
HOLBROOK	0	0.0%	903,194	4.4%	903,194	4.4%
LEOMINSTER	0	0.0%	0	0.0%	0	0.0%
LEXINGTON	2,533,846	10.1%	4,658,114	-4.3%	7,191,960	0.3%
LYNN *	132,904	-4.8%	0	0.0%	132,904	-4.8%
LYNNFIELD	211,422	12.8%	0	0.0%	211,422	12.8%
MALDEN	2,462,808	13.9%	7,029,614	-0.5%	9,492,422	2.9%
MARBLEHEAD	892,716	14.3%	0	0.0%	892,716	14.3%
MEDFORD	2,348,533	20.6%	7,539,595	-0.2%	9,888,128	4.1%
MELROSE	1,153,533	18.5%	3,534,221	-2.0%	4,687,754	2.3%
MILTON	1,210,904	14.6%	3,800,957	-2.0%	5,011,861	1.5%
NAHANT	156,625	7.9%	0	0.0%	156,625	7.9%
NATICK	0	0.0%	3,402,225	-6.9%	3,402,225	-6.9%
NEEDHAM *	600,582	68.5%	4,474,927	-1.0%	5,075,509	4.1%
NEWTON	4,564,018	11.1%	13,880,613	-2.5%	18,444,631	0.5%
NORTHBOROUGH *	132,725	22.2%	0	0.0%	132,725	22.2%
NORWOOD	1,435,157	14.2%	4,657,367	-0.9%	6,092,524	2.3%
PEABODY *	435,797	237.1%	0	0.0%	435,797	237.1%
QUINCY	4,363,525	11.2%	12,470,805	2.1%	16,834,330	4.3%
RANDOLPH	0	0.0%	3,689,646	0.7%	3,689,646	0.7%
READING	0	0.0%	2,656,586	-1.7%	2,656,586	-1.7%
REVERE	1,924,313	16.5%	5,756,395	2.3%	7,680,708	5.5%
SAUGUS	1,478,167	11.4%	0	0.0%	1,478,167	11.4%
SOMERVILLE	2,886,940	13.5%	10,142,184	1.8%	13,029,124	4.1%
STONEHAM	1,647,018	21.1%	3,329,914	-0.2%	4,976,932	6.0%
STOUGHTON	0	0.0%	3,117,624	1.9%	3,117,624	1.9%
SWAMPSCOTT	827,404	18.6%	0	0.0%	827,404	18.6%
WAKEFIELD *	915,953	11.2%	3,828,675	-2.2%	4,744,628	0.2%
WALPOLE	0	0.0%	2,265,246	0.6%	2,265,246	0.6%
WALTHAM	3,652,775	17.2%	8,471,839	3.5%	12,124,614	7.2%
WATERTOWN	1,340,016	11.7%	3,871,570	-1.2%	5,211,586	1.8%
WELLESLEY *	473,313	44.2%	3,502,699	-1.4%	3,976,012	2.4%
WESTON	785,948	34.0%	0	0.0%	785,948	34.0%
WESTWOOD	0	0.0%	1,584,968	2.0%	1,584,968	2.0%
WEYMOUTH	0	0.0%	7,381,005	1.1%	7,381,005	1.1%
WILMINGTON	0	0.0%	1,489,305	6.8%	1,489,305	6.8%
WINCHESTER *	653,614	41.4%	2,569,956	-2.2%	3,223,570	4.4%
WINTHROP	640,202	13.4%	1,943,237	0.1%	2,583,439	3.1%
WOBURN *	1,522,743	22.7%	7,114,440	5.9%	8,637,183	8.5%
TOTAL	\$93,184,298	13.5%	\$283,157,893	0.6%	\$376,342,191	3.5%

* Communities Receive Partial MWRA Water Service.

ADVISORY BOARD MEMBERS

CITY/TOWN	CEO	DESIGNEE
ARLINGTON	Kevin Greeley	Philip J. Farrington*
ASHLAND	David F. Teller	Edward Maguire
BEDFORD	Mark Siegenthaler	Richard Warrington
BELMONT	William P. Monahan	Guy Carbone*
BOSTON	Hon. Thomas Menino	John Sullivan, Jr./Janet Mainiero
BRAINTREE	Leland A. Dingee	Darrin Mc Auliffe
BROOKLINE	Joseph Geller	Peter Ditto
BURLINGTON	Joseph Impemba	Syamal Chaudhuri
CAMBRIDGE	Hon. Anthony Galluccio	Timothy MacDonald*
CANTON	George Jenkins, Jr.	Edward Sullivan*
CHELSEA	Guy Santagate	Andrew DeSantis*
CHICOPEE	Hon. Richard Kos	Christopher Golba
CLINTON	Mary Rose Dickhaut	
DEDHAM	James MacDonald	Paul G. Keane
EVERETT	Hon. David Ragucci	David Ravanese
FRAMINGHAM	Charles J. Sisitsky	Albert Renzi, Jr.
HINGHAM	Martin Crane	
HOLBROOK	Paul M. Callinan	Thomas Cummings
LEOMINSTER	Hon. Dean Mazzarella	
LEXINGTON	Jeanne Kreiger	William Hadley*
LYNN	Hon. Patrick McManus	
LYNNFIELD	Arthur Bourque	Bruce Kenerson
MALDEN	Hon. Richard C. Howard	Joseph Peluso
MARBLEHEAD	Diane St. Laurent	Dana Snow*
MARLBOROUGH	Hon. William J. Mauro, Jr.	Doran Crouse
MEDFORD	Hon. Michael McGlynn	Gabriel Federico
MELROSE	Hon. Patrick Guerriero	Peter Hersey*
MILTON	Marion McEttrick	Katherine Haynes Dunphy*
NAHANT	Richard Lombard	
NATICK	Jay H. Ball	John Craig
NEEDHAM	Daniel Matthews	Stanley Stanzin*
NEWTON	Hon. David Cohen	Jay Fink*
NORTHBOROUGH	Fred George	Stacia Smith
NORWOOD	Timothy McDonough	Bernard Cooper*
PEABODY	Hon. Peter Torigian	Peter Smyrnios
QUINCY	Hon. James Sheets	Ed Nelson
RANDOLPH	James Burgess	Paul J. Connors
READING	Sally Hoyt	Edward D. McIntire, Jr.*
REVERE	Hon. Thomas G. Ambrosino	Rod Granese
SAUGUS	Janette Fasano	Joseph Attubato
SOMERVILLE	Hon. Dorothy Kelly Gay	Joseph Foti**
SOUTH HADLEY	Barbara Eckman	John Mikuszewski
SOUTHBOROUGH	David Parry	Donald Buzzell
STONEHAM	Patrick F. Jordan, Jr.	Jeffrey Oxman
STOUGHTON	Richard Levine	Michael Hirsch
SWAMPSCOTT	Paul E. Levenson	Alan Taubert
WAKEFIELD	Kevin T. Haggerty	Stephen Casazza*
WALPOLE	William P. Ryan	Jim Miriam
WALTHAM	Hon. David F. Gately	David L. Savoy
WATERTOWN	Clyde Younger	Gerald Mee
WELLESLEY	Vincent Juliani, Jr.	Walter Woods*
WESTON	Douglas P. Gillespie	Jean M. Thurston
WESTWOOD	Anthony Antonellis	Philip Caruso/J. Timothy Waish
WEYMOUTH	Hon. David Madden	Stephen Olson/Bradley Hayes
WILBRAHAM	Frank Everton	Albert Kirk
WILMINGTON	Robert J. Cain	Michael Woods/Robert Antico
WINCHESTER	Priscilla Owen McPhee	Karl Fryzel/George Zambouras
WINTHROP	Matthew D. Lanza	
WOBURN	Hon. Robert M. Dever	Fred Russell
WORCESTER	Hon. Raymond Mariano	Robert Moylan, Jr.

Gubernatorial Appointees:
Quabbin and Ware Watershed - J.R. Greene
Wachusett Watershed - Barbara Wyatt
Environmental Protection - Vacant
Boston Harbor - Vacant
Boston Harbor - Vacant
Connecticut River Basin - Vacant

MAPC Appointee:
Edward G. Bates

*Member of Executive Committee
**Chairman of Executive Committee

Advisory Board Designees to the MWRA Board of Directors:
John Carroll - *Norwood*
Norman Jacques - *Needham*
Andrew Pappastergion - *Brookline*