
MWRA Advisory Board

***Annual Water & Sewer
Retail Rate Survey***

December 2002

**The Community Advisory Board to the
Massachusetts Water Resources Authority**



The MWRA Advisory Board...

was established by the state Legislature to represent the 60 communities in the MWRA service area. Through annual comments and recommendations on the Authority's proposed capital and current expense budgets and rates, the Advisory Board provides a ratepayer perspective on the MWRA's plans and policies to improve the region's water and sewer systems.

For more information call: (617) 742-7561, fax (617) 742-4614, write:

**MWRA Advisory Board
11 Beacon Street
Suite 1010
Boston, MA 02108-3002**

E-mail: mwra_ab@mwra.state.ma.us

or visit the Advisory Board's Web Site at:
<http://www.mwra.state.ma.us/advbd/html/hpadbd.htm>

**Advisory Board
Communities:**

Arlington
Ashland
Bedford
Belmont
Boston
Braintree
Brookline
Burlington
Cambridge
Canton
Chelsea
Chicopee
Clinton
Dedham
Everett
Framingham
Hingham
Holbrook
Leominster
Lexington
Lynn
Lynnfield
Malden
Marblehead
Marlborough
Medford
Melrose
Milton
Nahant
Natick
Needham
Newton
Northborough
Norwood
Peabody
Quincy
Randolph
Reading
Revere
Saugus
Somerville
South Hadley
Southborough
Stoneham
Stoughton
Swampscott
Wakefield
Walpole
Waltham
Watertown
Wellesley
Weston
Westwood
Weymouth
Wilbraham
Wilmington
Winchester
Winthrop
Woburn
Worcester

MWRA

Advisory Board

ANNUAL WATER & SEWER RETAIL RATE SURVEY

DECEMBER 2002

Joseph E. Favaloro
Executive Director

TABLE OF CONTENTS

SECTION	PAGE
Introduction	ii
MWRA Community 2002 Water and Sewer Charges	1
Select Non-MWRA Massachusetts Community Charges	A1
Select Residential 2002 Water and Sewer Charges for U.S. Cities	B1
Appendix A - 2001 Water & Sewer Retail Rate Information	Appendix A
Appendix B - Second Meter Information and Glossary	Appendix B
Appendix C - 2001 and 2002 Water & Sewer Retail Rates Based On Community Water Use Data	Appendix C
Appendix D - Final MWRA Fiscal Year 2003 Billable Water and Sewer Charges	Appendix D

Introduction

This is the sixteenth "Annual Water and Sewer Retail Rate Survey" prepared by the Massachusetts Water Resources Authority (MWRA) Advisory Board, providing a comparative snapshot of water and sewer retail rates for each community in the MWRA service area. In addition, the survey also incorporates rate information from Massachusetts communities outside of the MWRA service area, as well as other cities nationwide.

For the past several years the Rate Survey has been the Advisory Board's most requested document. We hope that municipal officials, water and sewer industry professionals and concerned citizens continue to find the information presented in the survey useful and informative. As always, we welcome any questions or suggestions regarding this survey which will allow us to improve the document for future years. Please do not hesitate to call our office at (617) 742-7561, or e-mail us at mwra_ab@mwra.state.ma.us with your feedback.

Average Water and Sewer Rates

The water and sewer rates cited on the following pages for average annual household use are based on the industry standard of 120 hundred cubic feet (HCF), or approximately 90,000 gallons. Actual usage per household will vary.

In recognition of this variability, Appendix C provides a comparative assessment of actual costs for water and sewer retail customers. These water and sewer charges are prorated based on 2000 United States Census information and 2000 and 2001 domestic water usage by community, provided by local water departments to the Massachusetts Department of Environmental Protection. Readers should keep in context that the 120 HCF benchmark utilized to calculate average household rates is intended to allow for equitable rate comparisons between municipalities. By including the information within Appendix C, the Advisory Board's intent is to provide a balanced depiction of the various means by which retail water and sewer rates can be calculated.

The MWRA Advisory Board

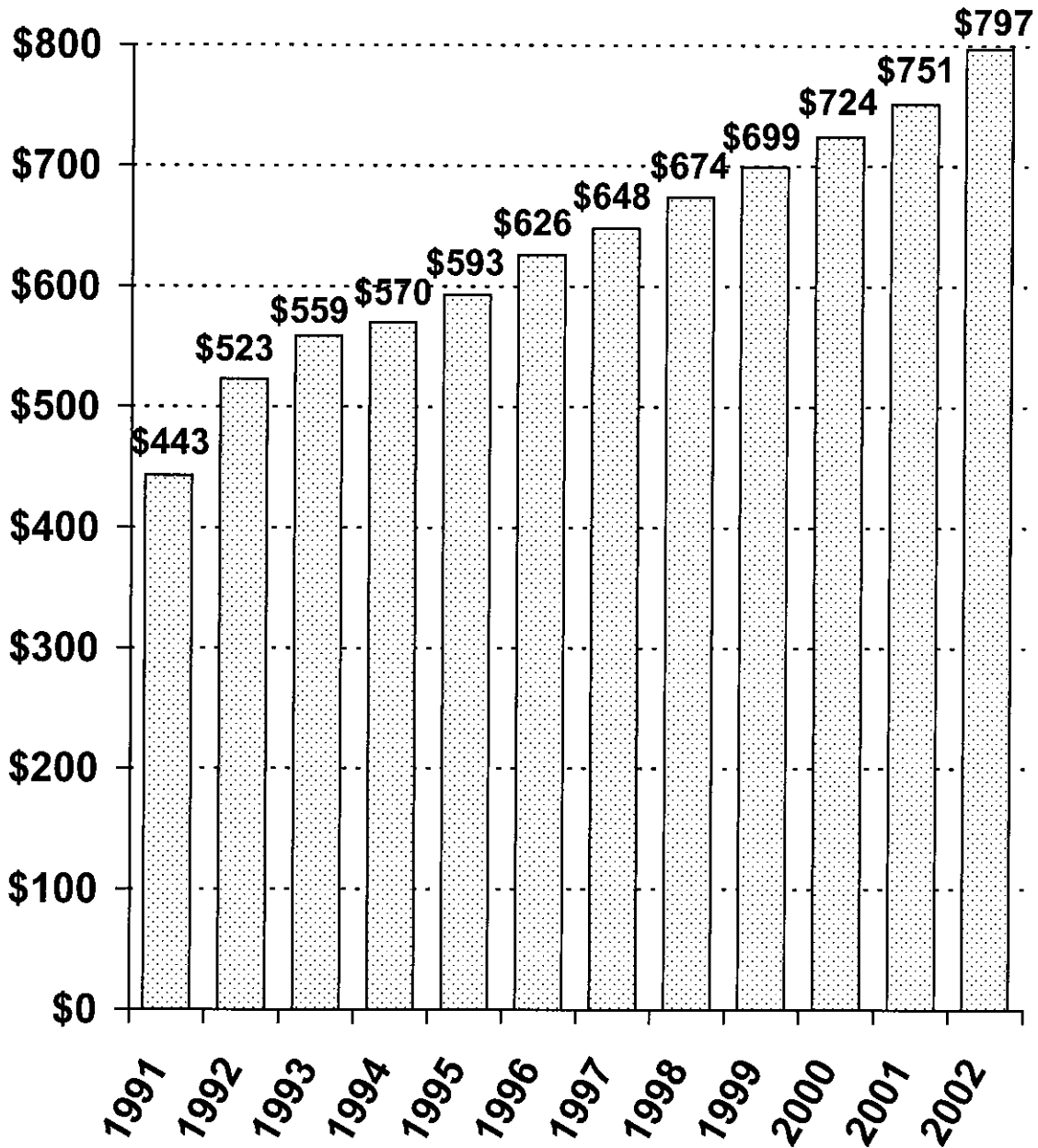
The MWRA Advisory Board was created by the Massachusetts Legislature in 1984 to represent the interests of Massachusetts Water Resources Authority service area communities. The Advisory Board is comprised of one representative from each of the sixty communities that receive water and/or sewer services from the MWRA, and one from the Metropolitan Area Planning Council. In addition, six members are appointed by the Governor to include a person with skills and expertise in matters relating to environmental protection, one representative each from the Connecticut River Basin, the Quabbin/Ware Watershed areas and the Wachusett Watershed area, plus two persons qualified by membership or affiliation in organizations concerned with the recreational or commercial uses of the Boston Harbor.

The Massachusetts Legislature has delegated specific responsibilities to the Advisory Board who in turn monitor the MWRA's programs from a ratepayer perspective.

- ◆ serving as a watchdog over the MWRA to ensure proper management and budgetary control;
- ◆ making recommendations on annual expense budgets, capital improvement programs, business planning and user charges;
- ◆ holding hearings on matters relating to the MWRA and making subsequent recommendations to the Governor and the Legislature; and,
- ◆ appointing three individuals to the eleven member MWRA Board of Directors.


This page intentionally left blank.

Combined Annual Water & Sewer Charges in MWRA Communities 1991 - 2002



*Charges are based on annual consumption of 12,000 cubic feet (approximately 90,000 gallons).

2002 COMBINED RETAIL WATER & SEWER RATES COMMUNITY CHARGE COMPARISONS



NOTE: Charges are based on an annual water consumption of 12,000 cubic feet (approximately 90,000 gallons).

MWRA SYSTEMWIDE SUMMARY DATA		
2002		
	2001	2002
Avg. combined water and sewer cost	\$750.60	\$796.71
Percent change from prior year	3.6%	6.1%
<u>WATER BILLING FREQUENCY</u>		
Semi-Annual	17	16
Tri-Annual	1	1
Quarterly	38	39
Bi-Monthly	1	1
Monthly	3	3
<u>WATER RATE STRUCTURE</u>		
Ascending Block with Base Charge	18	13
Ascending Block only	15	21
Flat Rate with Base Charge	8	9
Flat Rate only	18	16
Fixed Fee	1	1
<u>ELDERLY/LOW-INCOME DISCOUNTS</u>		
Yes	21	23
No (or n/a)	39	37
<u>DEBT SERVICE EXCLUSION</u>		
	2	2
<u>CHANGES IN COMBINED WATER AND SEWER CHARGES</u>		
Decrease	6	3
No change	23	15
0% to 10% increase	26	29
10% to 20% increase	4	7
20% to 30% increase	0	4
30% to 40% increase	1	0
40% to 50% increase	0	1
Greater than 50% increase	0	1

**ANNUAL WATER AND SEWER CHARGES IN
COMMUNITIES RECEIVING SERVICES FROM THE MWRA
2002**

	Water	Sewer
Arlington (W/S)*	\$261.80	\$240.00
Ashland (S)	-	800.00
Bedford (S/partial W)	331.00	509.00
Belmont (W/S)	485.36	757.64
Boston (W/S)	297.44	411.01
Braintree (S)	-	512.00
Brookline (W/S)	438.00	546.00
Burlington (S)	-	227.90
Cambridge (S/partial W)	303.60	558.00
Canton (S/partial W)	246.00	516.80
Chelsea (W/S)	254.40	518.40
Chicopee (W)	224.00	-
Clinton (W/S)	216.00	162.00
Dedham (S)	-	758.40
Everett (W/S)	156.00	426.00
Framingham (W/S)	254.40	364.80
Hingham (S)	-	708.00
Holbrook (S)	-	384.00
Leominster (partial W)	192.00	-
Lexington (W/S)	346.40	726.80
Lynn (partial W)	267.70	-
Lynnfield (W)	280.00	-
Malden (W/S)	214.20	397.40
Marblehead (W)	300.00	-
Marlborough (partial W)	339.60	-
Medford (W/S)	393.60	588.00
Melrose (W/S)	308.40	550.80
Milton (W/S)	359.28	801.84
Nahant (W)	661.20	-
Natick (S)	-	776.80
Needham (S/partial W)	234.00	731.40
Newton (W/S)	294.40	530.00
Northborough (partial W)	257.60	-
Norwood (W/S)	286.92	447.12
Peabody (partial W)	227.40	-
Quincy (W/S)	258.00	475.44
Randolph (S)	-	384.60
Reading (S)	-	633.60
Revere (W/S)	235.20	502.80
Saugus (W)	256.56	-
Somerville (W/S)	304.80	475.20
South Hadley (W)	348.80	-
Southborough (W)	261.60	-
Stoneham (W/S)	330.00	750.00
Stoughton (S/partial W)	-	742.80
Swampscott (W)	454.80	-
Wakefield (S/partial W)	318.00	740.00
Walpole (S)	-	475.78
Waltham (W/S)	238.08	421.08
Watertown (W/S)	306.76	590.40
Wellesley (S/partial W)	283.80	546.00
Weston (W)	142.70	-
Westwood (S)	-	646.00
Weymouth (S)	-	669.20
Willbraham (W)	228.00	-
Wilmington (S)	-	308.40
Winchester (S/partial W)*	219.00	270.00
Winthrop (W/S)	306.00	556.80
Woburn (S/partial W)	136.00	234.00
Worcester (partial W)	264.00	-
AVERAGE	\$289.63	\$531.19
Percent change	8.8%	3.7%

Water and Sewer Charges are based on an annual water consumption of 12,000 cubic feet (approximately 90,000 gallons).
*Arlington and Winchester utilize the debt service exclusion as permitted under General Law 59 Section 21C(n).

COMBINED ANNUAL WATER AND SEWER CHARGES IN MWRA COMMUNITIES 2002

(Charges include MWRA, Community and alternatively supplied services)

	Water	Sewer	Combined	Change
Arlington (W/S)*	\$261.80	\$240.00	\$501.80	0.0%
Ashland (S)	294.00	800.00	1,094.00	12.6%
Bedford (S/partial W)	331.00	509.00	840.00	0.0%
Belmont (W/S)	485.36	757.64	1,243.00	4.6%
Boston (W/S)	297.44	411.01	708.45	9.0%
Braintree (S)	248.00	512.00	760.00	0.0%
Brookline (W/S)	438.00	546.00	984.00	9.3%
Burlington (S)	135.90	227.90	363.80	-0.1%
Cambridge (S/partial W)	303.60	558.00	861.60	10.0%
Canton (S/partial W)	246.00	516.80	762.80	0.0%
Chelsea (W/S)	254.40	518.40	772.80	6.8%
Chicopee (W)	224.00	234.25	458.25	0.0%
Clinton (W/S)	216.00	162.00	378.00	146.6%
Dedham (S)	478.44	758.40	1,236.84	9.9%
Everett (W/S)	156.00	426.00	582.00	0.0%
Framingham (W/S)	254.40	364.80	619.20	3.8%
Hingham (S)	761.76	708.00	1,469.76	0.8%
Holbrook (S)	279.60	384.00	663.60	20.2%
Leominster (partial W)	192.00	160.00	352.00	12.8%
Lexington (W/S)	346.40	726.80	1,073.20	1.1%
Lynn (partial W)	267.70	456.10	723.81	3.3%
Malden (W/S)	214.20	397.40	611.60	3.5%
Marblehead (W)	300.00	507.00	807.00	0.7%
Marlborough (partial W)	339.60	336.00	675.60	10.6%
Medford (W/S)	393.60	588.00	981.60	11.9%
Melrose (W/S)	308.40	550.80	859.20	10.3%
Milton (W/S)	359.28	801.84	1,161.12	1.5%
Nahant (W)	661.20	780.00	1,441.20	20.8%
Natick (S)	213.60	776.80	990.40	5.9%
Needham (S/partial W)	234.00	731.40	965.40	2.0%
Newton (W/S)	294.40	530.00	824.40	-0.1%
Northborough (partial W)	257.60	325.00	582.60	1.5%
Norwood (W/S)	286.92	447.12	734.04	5.3%
Peabody (partial W)	227.40	303.60	531.00	0.0%
Quincy (W/S)	258.00	475.44	733.44	3.9%
Randolph (S)	198.00	384.60	582.60	2.1%
Reading (S)	450.00	633.60	1,083.60	2.5%
Revere (W/S)	235.20	502.80	738.00	16.3%
Saugus (W)	256.56	210.60	467.16	41.8%
Somerville (W/S)	304.80	475.20	780.00	3.7%
Stoneham (W/S)	330.00	750.00	1,080.00	2.3%
Stoughton (S/partial W)	305.76	742.80	1,048.56	-3.8%
Swampscott (W)	454.80	369.60	824.40	24.9%
Wakefield (S/partial W)	318.00	740.00	1,058.00	4.1%
Walpole (S)	322.56	475.78	798.34	2.3%
Waltham (W/S)	238.08	421.08	659.16	5.9%
Watertown (W/S)	306.76	590.40	897.16	28.5%
Wellesley (S/partial W)	283.80	546.00	829.80	0.0%
Westwood (S)	478.44	646.00	1,124.44	1.2%
Weymouth (S)	297.92	669.20	967.12	0.0%
Wilbraham (W)	228.00	315.60	543.60	0.0%
Wilmington (S)	309.60	308.40	618.00	12.0%
Winchester (S/partial W)*	219.00	270.00	489.00	8.5%
Winthrop (W/S)	306.00	556.80	862.80	0.0%
Woburn (S/partial W)	136.00	234.00	370.00	0.0%
Worcester (partial W)	264.00	182.40	446.40	5.9%
AVERAGE	\$304.70	\$492.01	\$796.71	6.1%

The following communities do not provide municipal sewer services and therefore are not listed: Lynnfield Water District, South Hadley Fire District #1, Southborough and Weston. *Arlington and Winchester utilize the debt service exclusion as permitted under General Law 59 Section 21C(n).

Arlington (W/S)

Residential Water Rates:

Last adjusted: July 1, 1994
 Next adjustment scheduled: n/a
 Fund: Enterprise

Base charge per bill \$16.90
 First 20,000 CF \$ 1.90/HCF
 Over 20,000 CF \$ 2.80 "

Billing Frequency: Semi-Annual

Annual cost per 120 HCF (≈ 90,000 gallons):

Water	\$ 261.80
Sewer	\$ 240.00
Combined	\$ 501.80
Percentage change from 2001	0.0%

Residential Sewer Rates:

Last adjusted: July 1, 1994
 Next adjustment scheduled: n/a
 Fund: Enterprise

First 100,000 CF \$ 2.00/HCF
 Over 100,000 CF \$ 4.00 "
 Based on 100% of water usage.

Commercial Water Rates:

Same as residential

Commercial Sewer Rates:

Same as residential

Elderly and/or Lower Income Discounts: n/a

Arlington utilizes the debt service exclusion as permitted under General Law 59 Section 21C(n).

Ashland (S)

Residential Water Rates:

Last adjusted: August 1, 2002
 Next adjustment scheduled: August 1, 2003
 Fund: Enterprise

Base Charge per bill \$15.00
 1 - 2,000 CF \$ 2.00/HCF
 2,001 - 7,000 CF \$ 2.30 "
 7,001 - 15,000 CF \$ 2.40 "
 15,001 - 30,000 CF \$ 2.50 "
 Balance \$ 2.65 "

Billing Frequency: Semi-Annual

Annual cost per 120 HCF (≈ 90,000 gallons):

Water	\$ 294.00
Sewer	\$ 800.00
Combined	\$1,094.00
Percentage change from 2001	12.6%

Residential Sewer Rates:

Last adjusted: August 1, 2002
 Next adjustment scheduled: August 1, 2003
 Fund: Enterprise

Base Charge per bill \$20.00
 1 - 2,000 CF \$ 6.00/HCF
 2,001 - 7,000 CF \$ 6.50 "
 7,001 - 15,000 CF \$ 7.00 "
 15,001 - 30,000 CF \$ 7.50 "
 Balance \$ 9.00 "
 Based on 100% of water usage.

Commercial Water Rates:

Same as residential

Commercial Sewer Rates:

Same as residential

Elderly and/or Lower Income Discounts: Yes

- Ashland calculates their water and sewer bills via subtractive method. For example, the 120 HCF charge for water is calculated as follows: (base charge per bill) \$15 + (1 to 2,000 CF) 20 X \$2.00 = \$40.00 + (6,000 CF - 2,000 CF = 4,000 CF) 40 X \$2.30 = \$92.00 = (subtotal) \$147.00 (billing frequency is bi-annual) \$147.00 X 2 = (net annual charge per 120 HCF) \$294.00.
- Only 58% of Ashland's census population is sewered.

Bedford (partial W/S)**Residential Water Rates:**

Last adjusted: July 1, 2002
 Next adjustment scheduled: July 1, 2003
 Fund: General

Base charge per bill: \$17.50
 0 - 2,000 CF \$ 0.80/HCF
 Over 2,001 CF \$ 3.30 "

Residential Sewer Rates:

Last adjusted: July 1, 2002
 Next adjustment scheduled: July 1, 2003
 Fund: General

Base charge per bill: \$22.50
 0 - 2,000 CF \$ 1.80/HCF
 Over 2,001 CF \$ 4.90 "
 Based on 100% of water usage.

Billing Frequency: Residential: Semi-Annual. Commercial: Monthly.

Annual cost per 120 HCF (≈ 90,000 gallons):

Water	\$ 331.00
Sewer	\$ 509.00
Combined	\$ 840.00
Percentage change from 2001	0.0%

Commercial Water Rates:

\$3.30/HCF plus \$17.50 Base Charge.

Elderly and/or Lower Income Discounts: No

Commercial Sewer Rates:

\$4.90/HCF plus \$22.50 Base Charge.

Only 84% of Bedford's census population is sewerred

Belmont (W/S)**Residential Water Rates:**

Last adjusted: July 1, 2002
 Next adjustment scheduled: July 1, 2003
 Fund: Special Revenue

Base charge per bill \$12.74
 All units \$ 3.62/HCF

Residential Sewer Rates:

Last adjusted: July 1, 2002
 Next adjustment scheduled: July 1, 2003
 Fund: General

Base Charge per bill \$ 4.31
 All units \$ 6.17/HCF
 Based on 100% of water usage.

Billing Frequency: Quarterly

Annual cost per 120 HCF (≈ 90,000 gallons):

Water	\$ 485.36
Sewer	\$ 757.64
Combined	\$1,243.00
Percentage change from 2001	4.6%

Commercial Water Rates:

Same as residential

Commercial Sewer Rates:

Same as residential

Elderly and/or Lower Income Discounts: Yes, based on property tax discount eligibility.

Boston – Boston Water and Sewer Commission (W/S)

Residential Water Rates:

Last adjusted: January 1, 2002
 Next adjustment scheduled: January 1, 2003
 Fund: Enterprise

First 19 CF/Daily	\$2.477/HCF
Next 20 CF	\$2.481 "
Next 50 CF	\$2.487 "
Next 70 CF	\$2.492 "
Next 190 CF	\$2.500 "
Next 250 CF	\$2.503 "
Next 700 CF	\$2.512 "
Next 1,700 CF	\$2.517 "
Next 3,000 CF	\$2.523 "
Over 5,999 CF	\$2.528 "

Billing Frequency: Monthly

Annual cost per 120 HCF (≈ 90,000 gallons):
 Water \$ 297.44
 Sewer \$ 411.01
 Combined \$ 708.45
 Percentage change from 2001 9.0%

Residential Sewer Rates:

Last adjusted: January 1, 1993
 Next adjustment scheduled: January 1, 2003
 Fund: Enterprise

First 19 CF/Daily	\$3.409/HCF
Next 20 CF	\$3.447 "
Next 50 CF	\$3.488 "
Next 70 CF	\$3.528 "
Next 190 CF	\$3.567 "
Next 250 CF	\$3.608 "
Next 700 CF	\$3.649 "
Next 1,700 CF	\$3.686 "
Next 3,000 CF	\$3.727 "
Over 5,999 CF	\$3.765 "

Based on 100% of water usage.

Commercial Water Rates:

Same as residential

Commercial Sewer Rates:

Same as residential

Elderly and/or Lower Income Discounts: 25% Elderly/Disabled Discount on water charges only.

Braintree (S)

Residential Water Rates:

Last adjusted: October 1, 1996
 Next adjustment scheduled: Fall 2002
 Fund: Enterprise

Base charge per bill \$ 10.00
 0 - 5/HCF \$ 1.40/HCF
 6 - 35/HCF \$ 1.80/HCF
 Over 35 HCF \$ 2.00/HCF

Billing Frequency: Quarterly

Annual cost per 120 HCF (≈ 90,000 gallons):

Water	\$ 248.00
Sewer	\$ 512.00
Combined	\$ 760.00
Percentage change from 2001	0.0%

Commercial Water Rates:

Same as residential

Elderly and/or Lower Income Discounts: No

Residential Sewer Rates:

Last adjusted: October 1, 1996
 Next adjustment scheduled: Fall 2002
 Fund: Enterprise

Base charge per bill \$ 10.00
 0 - 5/HCF \$ 3.60/HCF
 6 - 35/HCF \$ 4.00/HCF
 Over 35 HCF \$ 4.90/HCF

Based on 100% of water usage.

Commercial Sewer Rates:

Same as residential

Brookline (W/S)

Residential Water Rates:

Last adjusted: July 1, 2002
 Next adjustment scheduled: July 1, 2003
 Fund: Enterprise

All units \$ 3.65/HCF

Billing Frequency: Quarterly

Annual cost per 120 HCF (≈ 90,000 gallons):

Water	\$ 438.00
Sewer	\$ 546.00
Combined	\$ 984.00
Percentage change from 2001	9.3%

Commercial Water Rates:

Same as residential

Elderly and/or Lower Income Discounts: No

Residential Sewer Rates:

Last adjusted: July 1, 2002
 Next adjustment scheduled: July 1, 2003
 Fund: Enterprise

All units \$ 4.55/HCF
 Based on 100% of water usage.

Commercial Sewer Rates:

Same as residential

Burlington (S)

Residential Water Rates:

Last adjusted: January 1, 2002
 Next adjustment scheduled: n/a
 Fund: General

Base charge per bill includes:

First 20,000 gals.	\$29.20
20,001 - 30,000 gals.	\$ 1.40/000 gals.
30,001 - 50,000 gals.	\$ 1.65 "
50,001 - 70,000 gals.	\$ 1.90 "
70,001 - 90,000 gals.	\$ 2.25 "
Over 90,001 gals.	\$ 2.60 "

Residential Sewer Rates:

Last adjusted: January 1, 2002
 Next adjustment scheduled: n/a
 Fund: Enterprise

Base charge per bill includes:

First 20,000 gals.	\$27.20
20,001 - 30,000 gals.	\$ 3.20/000 gals.
30,001 - 50,000 gals.	\$ 3.65 "
50,001 - 70,000 gals.	\$ 4.55 "
70,001 - 90,000 gals.	\$ 5.45 "
Over 90,001	\$ 6.35 "

Based on 100% of water usage.

Billing Frequency: Residential: Semi-Annual. Commercial: Quarterly.

Annual cost per 120 HCF (≈ 90,000 gallons):

Water	\$ 135.90
Sewer	\$ 227.90
Combined	\$ 363.80
Percentage change from 2001	-0.1%

Commercial Water Rates:

Base charge per bill includes:

First 10,000 gals.	\$14.60
10,001 - 15,000 gals.	\$ 1.80/000 gals.
15,001 - 35,000 gals.	\$ 2.00 "
Over 35,001 gals.	\$ 2.25 "

Commercial Sewer Rates:

Base charge per bill includes:

First 10,000 gals.	\$13.60
10,001 - 15,000 gals.	\$ 3.00/000 gals.
15,001 - 35,000 gals.	\$ 3.30 "
Over 35,001 gals.	\$ 5.10 "

Elderly and/or Lower Income Discounts: No

Cambridge (partial W/S)

Residential Water Rates:

Last adjusted: April 1, 2002
 Next adjustment scheduled: April 1, 2003
 Fund: Enterprise

0 - 40 HCF	\$ 2.53/HCF
41 - 400 HCF	\$ 2.73 "
401 - 2,000 HCF	\$ 2.88 "
2,001 - 10,000 HCF	\$ 3.07 "
Over 10,000 HCF	\$ 3.32 "

Billing Frequency: Quarterly

Annual cost per 120 HCF (≈ 90,000 gallons):

Water	\$ 303.60
Sewer	\$ 558.00
Combined	\$ 861.60
Percentage change from 2001	10.0%

Residential Sewer Rates:

Last adjusted: April 1, 2002
 Next adjustment scheduled: April 1, 2003
 Fund: General

0 - 40 HCF	\$ 4.65/HCF
41 - 400 HCF	\$ 4.93 "
401 - 2,000 HCF	\$ 5.30 "
2,001 - 10,000 HCF	\$ 5.71 "
Over 10,000 HCF	\$ 6.06 "

Based on 100% of water usage.

Commercial Water Rates:

Same as residential

Commercial Sewer Rates:

Same as residential

Elderly and/or Lower Income Discounts: Yes, residents over 65 who own/occupy their own home are eligible for a 10% discount on water/sewer bills, depending on certain conditions.

Canton (partial W/S)

Residential Water Rates:

Last adjusted: July 1, 2001
 Next adjustment scheduled: n/a
 Fund: Enterprise

0 - 20 HCF	\$ 1.60/HCF
21 - 40 HCF	\$ 2.95 "
41 - 60 HCF	\$ 4.43 "
Over 60 HCF	\$ 5.14 "

Billing Frequency: Quarterly

Annual cost per 120 HCF (≈ 90,000 gallons):

Water	\$ 246.00
Sewer	\$ 516.80
Combined	\$ 762.80
Percentage change from 2001	0.0%

Residential Sewer Rates:

Last adjusted: July 1, 2001
 Next adjustment scheduled: n/a
 Fund: Enterprise

0 - 20 HCF	\$ 4.15/HCF
21 - 40 HCF	\$ 4.62 "
41 - 60 HCF	\$ 5.55 "
Over 60 HCF	\$ 6.90 "

Based on 100% of water usage.

Commercial Water Rates:

0 - 400 HCF	\$ 3.63/HCF
Over 400 HCF	\$ 5.41/HCF

Commercial Sewer Rates:

0 - 400 HCF	\$ 5.60/HCF
Over 400 HCF	\$ 9.19/HCF

Elderly and/or Lower Income Discounts: No

- ◆ Only 73% of the Canton census population is sewered.
- ◆ On July 1, 2002, Canton adopted separate residential and commercial water irrigation rates.

Chelsea (W/S)

Residential Water Rates:

Last adjusted: July 1, 2002
 Next adjustment scheduled: July 1, 2003
 Fund: Enterprise

0 - 10 HCF \$ 2.12/HCF
 10.01 - 40 HCF \$ 2.35 "
 Over 40.01 \$ 2.59 "

Billing Frequency: Monthly

Annual cost per 120 HCF (≈ 90,000 gallons):

Water	\$ 254.40
Sewer	\$ 518.40
Combined	\$ 772.80
Percentage change from 2001	6.8%

Commercial Water Rates:

Same as residential

Elderly and/or Lower Income Discounts: No

Residential Sewer Rates:

Last adjusted: July 1, 2002
 Next adjustment scheduled: July 1, 2003
 Fund: Enterprise

0 - 10 HCF \$ 4.32/HCF
 10.01 - 40 HCF \$ 4.80 "
 Over 40.01 \$ 5.28 "

Based on 100% of water usage.

Commercial Sewer Rates:

Same as residential

Chicopee (W)

Residential Water Rates:

Last adjusted: April 1, 1998
 Next adjustment scheduled: n/a
 Fund: Special Revenue

Base charge per bill includes:
 Meter Rental Charge 5/8" Meter \$ 2.00
 Min Charge 1,000 CF or less \$ 18.00
 Over 1,000 CF \$ 1.80/HCF

Billing Frequency: Quarterly

Annual cost per 120 HCF (≈ 90,000 gallons):

Water	\$ 224.00
Sewer	\$ 234.25
Combined	\$ 458.25
Percentage change from 2001	0.0%

Commercial/Industrial Water Rates:

Accounts with consumption in excess of 1.2 million CF/YR \$ 0.75/HCF

Elderly and/or Lower Income Discounts: No

Residential Sewer Rates:

Last adjusted: July 1, 2000
 Next adjustment scheduled: n/a
 Fund: Special Revenue (Sewer Use Fee)

Base Minimum Charge: \$10.00
 All units \$ 1.75/HCF
 Based on 100% of water usage, with a summer discount of 30% during the months of June, July and August.

Commercial/Industrial Sewer Rates:

Same as residential

Clinton (W/S)

Residential Water Rates:

Last adjusted: May 2002
 Next adjustment scheduled: n/a
 Fund: Enterprise

0 - 3,000 CF \$ 1.70/HCF
 3,001 - 5,000 CF \$ 1.85 "
 5,001- 20,000 CF \$ 2.00 "
 Balance \$ 2.15 "

Billing Frequency: Semi-Annual

Annual cost per 120 HCF (≈ 90,000 gallons):

Water	\$ 216.00
Sewer	\$ 162.00
Combined	\$ 378.00
Percentage change from 2001	146.6%

Commercial Water Rates:

Same as residential

Elderly and/or Lower Income Discounts: No

Residential Sewer Rates:

Last adjusted: May 2002
 Next adjustment scheduled: n/a
 Fund: Enterprise

Sewer bill is 75% of water bill

Commercial Sewer Rates:

Same as residential

Dedham (S)

Residential Water Rates:

Last adjusted: April 1, 2001
 Next adjustment scheduled: January 1, 2003
 Fund: Enterprise

Base charge per bill includes:
 First 500 CF \$ 29.61
 Over 500 CF \$ 3.60/HCF

Billing Frequency: Quarterly

Annual cost per 120 HCF (≈ 90,000 gallons):

Water	\$ 478.44
Sewer	\$ 758.40
Combined	\$1,236.84
Percentage change from 2001	9.9%

Commercial Water Rates:

Minimum charge 5/8" meter with 900 CF allowance \$ 45.48

Minimum charge 3/4" meter with 1,500 CF allowance \$ 73.59

Minimum charge 1" meter with 2,400 CF allowance \$ 119.07

Minimum charge 1 1/2" meter with 4,800 CF allowance \$ 238.11

Residential Sewer Rates:

Last adjusted: July 1, 2002
 Next adjustment scheduled: July 1, 2003
 Fund: Special Revenue

All units \$ 6.32/HCF
 Based on 100% of water usage.

Commercial Sewer Rates:

All units \$ 6.32/HCF
 Based on 100% of water usage.

(Dedham Continued)

Minimum charge 2" meter with 7,500 CF allowance	\$ 374.49
Minimum charge 3" meter with 15,000 CF allowance	\$ 735.93
Minimum charge 4" meter with 24,000 CF allowance	\$ 1,190.13
Minimum charge 6" meter with 48,000 CF allowance	\$ 2,381.19
Minimum charge 8" meter with 96,000 CF allowance	\$ 4,499.97
All units in excess of allowance	\$ 3.60/HCF

Elderly and/or Lower Income Discounts: No

Everett (W/S)

Residential Water Rates:

Last adjusted:	July 1, 2000
Next adjustment scheduled:	n/a
Fund:	General
0 - 30 HCF	\$ 1.30/HCF
31 - 60 HCF	\$ 1.55 "
61 - 100 HCF	\$ 1.85"
Balance	\$ 2.10"

Billing Frequency: Quarterly

Annual cost per 120 HCF (≈ 90,000 gallons):

Water	\$ 156.00
Sewer	\$ 426.00
Combined	\$ 582.00
Percentage change from 2001	0.0%

Commercial Water Rates:

Same as residential

Elderly and/or Lower Income Discounts: Yes, 15% on water.

Residential Sewer Rates:

Last adjusted:	July 1, 2000
Next adjustment scheduled:	n/a
Fund:	General
0 - 30 HCF	\$ 3.55/HCF
31 - 60 HCF	\$ 4.39 "
61 - 100 HCF	\$ 5.00"
Balance	\$ 5.55"

Based on 100% of water usage.

Commercial Sewer Rates:

Same as residential

Framingham (W/S)

Residential Water Rates:

Last adjusted: June 2002
 Next adjustment scheduled: June 2003
 Fund: Enterprise

1 - 156 HCF	\$ 2.12/HCF
157 - 3,000 HCF	\$ 2.78 "
Over 3,001 HCF	\$ 3.20 "

Billing Frequency: Quarterly

Annual cost per 120 HCF (≈ 90,000 gallons):

Water	\$ 254.40
Sewer	\$ 364.80
Combined	\$ 619.20
Percentage change from 2001	3.8%

Residential Sewer Rates:

Last adjusted: June 2002
 Next adjustment scheduled: June 2003
 Fund: Enterprise

1 - 156 HCF	\$ 3.04/HCF
157 - 3,000 HCF	\$ 4.88 "
Over 3,001 HCF	\$ 6.55 "

Based on 100% of water usage.

Commercial Water Rates:

Same as residential

Elderly and/or Lower Income Discounts: Yes.

Commercial Sewer Rates:

Same as residential

Hingham (S)

Residential Water Rates:

Last adjusted: May 1, 2001
 Next adjustment scheduled: n/a
 Fund: Private Company

Base charge per bill	\$ 80.10
All Units	\$ 2.085/HCF

Consumption charge for water treatment facility lease 1/HCF	\$.845/HCF
Consumption charge for water treatment O & M 1/HCF	\$.748/HCF

Billing Frequency: Water: Quarterly. Sewer: Semi-Annual.

Annual cost per 120 HCF (≈ 90,000 gallons):

Water	\$ 761.76
Sewer	\$ 708.00
Combined	\$ 1,469.76
Percentage change from 2001	0.8%

Residential Sewer Rates:

Last adjusted: May 1, 2002
 Next adjustment scheduled: May 1, 2003
 Fund: Special Revenue

All units	\$ 5.90/HCF
-----------	-------------

Based on 100% of water usage.

Commercial Water Rates:

All Units \$ 1.5375/HCF

Elderly and/or Lower Income Discounts: n/a

Commercial Sewer Rates:

Same as residential

- Of Hingham's census population, only 31% utilize local sewers receiving MWRA wholesale sewer service.
- Hingham's water services are provided by the Aquarion Water Company.
- Service Charge for 5/8" Meter=\$36.75, Surcharge on 5/8" Meter=\$43.35. \$36.75+\$43.35=\$80.10 Base Charge.

Holbrook (S)

Residential Water Rates:

Last adjusted: May 2002
 Next adjustment scheduled: n/a
 Fund: n/a
 All units \$ 2.33/HCF
 Billing Frequency: Semi-Annual

Annual cost per 120 HCF (≈ 90,000 gallons):
 Water \$ 279.60
 Sewer \$ 384.00
 Combined \$ 663.60
 Percentage change from 2001 20.2%

Commercial Water Rates:

All units \$ 2.42/HCF
 Elderly and/or Lower Income Discounts: No

Residential Sewer Rates:

Last adjusted: October 1, 1996
 Next adjustment scheduled: n/a
 Fund: General
 All Units \$ 3.20/HCF
 Based on 100% of water usage.

Commercial Sewer Rates:

All units \$ 3.30/HCF

Only 58.5% of the Holbrook census population is sewered.

Leominster (partial W)

Residential Water Rates:

Last adjusted: July 1, 2002
 Next adjustment scheduled: July 1, 2003
 Fund: Special Revenue
 Base Charge per bill includes:
 First 10 HCF \$ 15.00
 Over 10 HCF \$ 1.65/HCF

Billing Frequency: Quarterly

Annual cost per 120 HCF (≈ 90,000 gallons):
 Water \$ 192.00
 Sewer \$ 160.00
 Combined \$ 352.00
 Percentage change from 2001 12.8%

Commercial Water Rates:

Same as residential

Elderly and/or Lower Income Discounts: n/a

Residential Sewer Rates:

Last adjusted: July 1, 2001
 Next adjustment scheduled: n/a
 Fund: Special Revenue
 Base Charge per bill includes:
 First 10 HCF \$ 14.00
 Over 10 HCF \$ 1.30/HCF
 Based on 100% of water usage.

Commercial Sewer Rates:

Same as residential

The 2001 Rate Survey misrepresented Leominster's rate structure. 2001 water rates should have been cited as: first 10 HCF @ \$11.00, over 10 HCF @ \$1.55/HCF; wastewater: first 10 HCF @ \$10.00, over 10 HCF @ \$1.30/HCF. The 2001 annual rates for water were \$168.00, and wastewater \$144.00, for a combined charge of \$312.00. Leominster's 2001 water and sewer rates have been revised (see Appendix A).

Lexington (W/S)

Residential Water Rates:

Last adjusted: July 22, 2002
 Next adjustment scheduled: July 2003
 Fund: Enterprise

First 20 HCF \$ 2.10/HCF
 21 - 40 HCF \$ 2.92 "
 41 - 80 HCF \$ 3.64 "
 Over 81 HCF \$ 4.76 "

Billing Frequency: Semi-Annual

Annual cost per 120 HCF (≈ 90,000 gallons):

Water	\$ 346.40
Sewer	\$ 726.80
Combined	\$1,073.20
Percentage change from 2001	1.1%

Commercial Water Rates:

Same as residential

Elderly and/or Lower Income Discounts: Yes, (30%) for customers that qualify for fuel assistance.

Residential Sewer Rates:

Last adjusted: July 22, 2002
 Next adjustment scheduled: July 2003
 Fund: Enterprise

First 20 HCF \$ 4.66/HCF
 21 - 40 HCF \$ 5.76 "
 41 - 80 HCF \$ 7.75 "
 Over 81 HCF \$12.51 "

Based on 100% of water usage.

Commercial Sewer Rates:

Same as residential

Lynn (partial W)

Residential Water Rates:

Last adjusted: July 1, 2002
 Next adjustment scheduled: July 1, 2003
 Fund: Enterprise

0 - 2,740 CF \$ 2.23/HCF
 2,741 - 7,305 CF \$ 2.24 "
 7,306 - 281,245 CF \$ 2.25 "
 Over 281,246 CF \$ 2.26 "

Billing Frequency: Quarterly

Annual cost per 120 HCF (≈ 90,000 gallons):

Water	\$ 267.70
Sewer	\$ 456.10
Combined	\$ 723.81
Percentage change from 2001	3.3%

Commercial Water Rates:

Same as residential

Elderly and Disabled Discounts: Yes, for owner occupied discounts on water service for widows and widowers, elderly and fully disabled. Single family 15%, two family 7.5% and three family 5%.

Residential Sewer Rates:

Last adjusted: July 1, 2002
 Next adjustment scheduled: July 1, 2003
 Fund: Enterprise

0 - 2,740 CF \$ 3.80/HCF
 2,741 - 7,305 CF \$ 3.81 "
 7,306 - 281,245 CF \$ 3.82 "
 Over 281,246 CF \$ 3.83 "

Based on 100% of water usage.

Commercial Sewer Rates:

Same as residential

The 2001 sewer rate for Lynn has been revised to \$435.70 (see Appendix A).

Lynnfield - Lynnfield Water District (W)

Residential Water Rates:

Last adjusted: July 2002
 Next adjustment scheduled: n/a
 Fund: General

Base charge per bill includes:
 First 2,000 CF \$ 50.00
 2,001 - 10,000 CF \$ 2.25/HCF
 Over 10,000 CF \$ 2.45 "

Billing Frequency: Residential: Semi-Annual. Commercial: Quarterly.

Annual cost per 120 HCF (≈ 90,000 gallons):
 Water \$ 280.00
 Sewer not sewered
 Combined \$ 280.00
 Percentage change from 2001 6.1%

Commercial Water Rates:

Base charge per quarterly bill includes: n/a
 First 1,000 CF \$ 25.00/HCF
 1,001 - 5,000 CF \$ 2.25 "
 Over 5,000 CF \$ 2.45 "

Elderly and/or Lower Income Discounts: Lynnfield has a 10% discount for water for all customers if bill is paid within 20 days.

Residential Sewer Rates:

Last adjusted: n/a
 Next adjustment scheduled: n/a
 Fund: n/a

Community not sewered

Commercial Sewer Rates:

n/a

Malden (W/S)

Residential Water Rates:

Last adjusted: May 31, 2002
 Next adjustment scheduled: n/a
 Fund: Enterprise

Base charge per bill includes:
 First 500 CF \$ 7.50
 501 - 2,500 CF \$ 1.59/HCF
 2,501 - 37,500 CF \$ 2.85 "
 Over 37,500 CF \$ 3.60 "

Billing Frequency: Quarterly

Annual cost per 120 HCF (≈ 90,000 gallons):
 Water \$ 214.20
 Sewer \$ 397.40
 Combined \$ 611.60
 Percentage change from 2001 3.5%

Commercial Water Rates:

n/a

Elderly and/or Lower Income Discounts: n/a

Residential Sewer Rates:

Last adjusted: May 31, 2002
 Next adjustment scheduled: n/a
 Fund: Enterprise

Base charge per bill includes:
 First 500 CF \$ 7.50
 501 - 2,500 CF \$ 3.23/HCF
 2,501 - 37,500 CF \$ 5.45 "
 Over 37,500 CF \$ 6.01 "
 Based on 100% of water usage.

Commercial Sewer Rates:

n/a

Marblehead (W)

Residential Water Rates:

Last adjusted: July 1, 2002
 Next adjustment scheduled: July 2, 2003
 Fund: Enterprise

Base charge per quarter \$ 7.50
 First 3,000 CF \$ 2.25/HCF
 Over 3,000 CF \$ 2.55 "

Billing Frequency: Quarterly

Annual cost per 120 HCF (≈ 90,000 gallons):

Water	\$ 300.00
Sewer	\$ 507.00
Combined	\$ 807.00
Percentage change from 2001	0.7%

Commercial Water Rates:

Same as residential

Elderly and/or Lower Income Discounts: No

Residential Sewer Rates:

Last adjusted: July 1, 2002
 Next adjustment scheduled: July 1, 2003
 Fund: Enterprise

Base charge per quarter \$ 3.75
 First 3,000 CF \$ 4.10/HCF
 Over 3,000 CF \$ 4.40 "
 Based on 100% of water usage.

Commercial Sewer Rates:

Same as residential

- Marblehead is a member of the South Essex Sewer District.
- Sewer deduct meters are utilized in Marblehead, reducing total sewerage bills on average by 20%.

Marlborough (partial W)

Residential Water Rates:

Last adjusted: July 1, 2001
 Next adjustment scheduled: July 1, 2003
 Fund: Enterprise

All units \$ 2.83/HCF

Billing Frequency: Residential: Quarterly. Large volume users: Monthly.

Annual cost per 120 HCF (≈ 90,000 gallons):

Water	\$ 339.60
Sewer	\$ 336.00
Combined	\$ 675.60
Percentage change from 2001	10.6%

Commercial Water Rates:

Same as residential

Elderly and/or Lower Income Discounts: No

Residential Sewer Rates:

Last adjusted: July 1, 2001
 Next adjustment scheduled: July 1, 2003
 Fund: Enterprise

All units \$ 2.80/HCF
 Based on 100% of water usage.

Commercial Sewer Rates:

Same as residential

Medford (W/S)

Residential Water Rates:

Last adjusted: December 18, 2001
 Next adjustment scheduled: n/a
 Fund: Enterprise

All units \$ 3.28/HCF

Billing Frequency: Quarterly

Annual cost per 120 HCF (≈ 90,000 gallons):

Water	\$ 393.60
Sewer	\$ 588.00
Combined	\$ 981.60
Percentage change from 2001	11.9%

Commercial Water Rates:

Same as residential

Elderly and/or Lower Income Discounts: Yes

Residential Sewer Rates:

Last adjusted: December 18, 2001
 Next adjustment scheduled: n/a
 Fund: Enterprise

All units \$ 4.90/HCF

Based on 100% of water usage.

Commercial Sewer Rates:

Same as residential

Melrose (W/S)

Residential Water Rates:

Last adjusted: July 1, 2002
 Next adjustment scheduled: n/a
 Fund: Enterprise

All units \$ 2.57/HCF

Billing Frequency: Quarterly

Annual cost per 120 HCF (≈ 90,000 gallons):

Water	\$ 308.40
Sewer	\$ 550.80
Combined	\$ 859.20
Percentage change from 2001	10.3%

Commercial Water Rates:

All units \$ 3.22/HCF

Elderly and/or Lower Income Discounts: Yes, 20% discount on water and sewer.

Residential Sewer Rates:

Last adjusted: July 1, 2002
 Next adjustment scheduled: n/a
 Fund: Enterprise

All units \$ 5.10/HCF

Based on 90% of water usage. If second meter is installed, then based on 100% of primary meter.

Commercial Sewer Rates:

All units \$ 5.10/HCF

Milton (W/S)

Residential Water Rates:

Last adjusted: August 15, 2002
 Next adjustment scheduled: n/a
 Fund: Special Revenue

Base charge per bill includes:
 From 0 - 6 HCF \$ 13.50
 Over 6 HCF \$ 3.18/HCF

Billing Frequency: Quarterly

Annual cost per 120 HCF (≈ 90,000 gallons):
 Water \$ 359.28
 Sewer \$ 801.84
 Combined \$1,161.12
 Percentage change from 2001 1.5%

Commercial Water Rates:

Same as residential

Elderly and/or Lower Income Discounts: No

Residential Sewer Rates:

Last adjusted: August 15, 2002
 Next adjustment scheduled: n/a
 Fund: Special Revenue

Base charge per bill includes:
 From 0 - 6 HCF \$ 13.50
 Over 6 HCF \$ 7.79/HCF
 Based on 100% of water usage.

Commercial Sewer Rates:

Same as residential

Nahant (W)

Residential Water Rates:

Last adjusted: July 1, 2002
 Next adjustment scheduled: n/a
 Fund: General

All units \$ 5.51/HCF

Billing Frequency: Tri-Annual

Annual cost per 120 HCF (≈ 90,000 gallons):
 Water \$ 661.20
 Sewer \$ 780.00
 Combined \$ 1,441.20
 Percentage change from 2001 20.8%

Commercial Water Rates:

Same as residential

Elderly and/or Lower Income Discounts: No

Residential Sewer Rates:

Last adjusted: July 1, 2002
 Next adjustment scheduled: n/a
 Fund: General

All units \$ 6.50/HCF
 Based on 100% of water usage.

Commercial Sewer Rates:

Same as residential

Nahant receives wholesale wastewater services from the Lynn Water and Sewer Commission.

Natick (S)

Residential Water Rates:

Last adjusted: January 1, 2002
 Next adjustment scheduled: n/a
 Fund: Special Revenue

0 - 7 HCF \$ 5.60/HCF
 8 - 20 HCF \$ 1.60/HCF
 21 - 100 HCF \$ 2.70/HCF
 Balance \$ 3.25/HCF

Billing Frequency: Quarterly

Annual cost per 120 HCF (≈ 90,000 gallons):

Water	\$ 213.60
Sewer	\$ 776.80
Combined	\$ 990.40
Percentage change from 2001	5.9%

Residential Sewer Rates:

Last adjusted: January 1, 2002
 Next adjustment scheduled: n/a
 Fund: Special Revenue

0 - 7 HCF \$ 26.30/HCF
 Balance \$ 7.30/HCF
 Based on 100% water usage.

Commercial Water Rates:

Same as residential.

Commercial Sewer Rates:

Same as residential.

Elderly and/or Lower Income Discounts: Yes, elderly discount will not be charged for the first seven HCF in a quarter. The rate for all other usage will be discounted by 25%.

• Only 82% of Natick's census population is sewered

Needham (S/partial W)

Residential Water Rates:

Last adjusted: October 1, 2001
 Next adjustment scheduled: October 1, 2002
 Fund: Enterprise

1 - 12 HCF \$ 1.59/HCF
 12.01 - 30 HCF \$ 2.19/ "
 30.01 - 50 HCF \$ 2.70/ "
 Over 50 HCF \$ 3.29/ "

Billing Frequency: Quarterly

Annual cost per 120 HCF (≈ 90,000 gallons):

Water	\$ 234.00
Sewer	\$ 731.40
Combined	\$ 965.40
Percentage change from 2001	2.0%

Residential Sewer Rates:

Last adjusted: October 1, 2001
 Next adjustment scheduled: October 1, 2002
 Fund: Enterprise

1 - 15 HCF \$ 5.62/HCF
 15.01 - 30 HCF \$ 6.57/ "
 30.01 - 50 HCF \$ 7.93/ "
 Over 50 HCF \$ 8.75/ "
 Based on 100% of water usage.

Commercial Water Rates:

Same as residential

Commercial Sewer Rates:

Same as residential

Elderly and/or Lower Income Discounts: n/a

• Only 93% of Needham's census population is sewered.
 • Needham's water and sewer rates are based upon data effective 10/1/01 to 9/30/02.

Newton (W/S)**Residential Water Rates:**

Last adjusted: July 1, 2002
 Next adjustment scheduled: July 1, 2003
 Fund: Enterprise

First 20 HCF \$ 2.30/HCF
 21 - 70 HCF \$ 2.76 "
 Over 70 HCF \$ 3.31 "

Billing Frequency: Quarterly

Annual cost per 120 HCF (≈ 90,000 gallons):

Water	\$ 294.40
Sewer	\$ 530.00
Combined	\$ 824.40
Percentage change from 2001	-0.1%

Commercial Water Rates:

Same as residential

Elderly and/or Lower Income Discounts: Yes, a 30% discount for water and sewer services supplied to dwellings owned and inhabited by any person who is certified by the Board of Assessors as qualifying under one or more of the tax exemption programs set out in Massachusetts General Laws.

Residential Sewer Rates:

Last adjusted: July 1, 2002
 Next adjustment scheduled: July 1, 2003
 Fund: Enterprise

First 20 HCF \$ 4.14/HCF
 21 - 70 HCF \$ 4.97
 Over 70 HCF \$ 5.96 "
 Based on 100% of water usage.

Commercial Sewer Rates:

Same as residential

Northborough (partial W)**Residential Water Rates:**

Last adjusted: May 2002
 Next adjustment scheduled: May 2003
 Fund: Enterprise

0 - 40 HCF \$ 2.120/HCF
 41 - 120 HCF \$ 2.200 "
 Over 120 HCF \$ 2.280 "

Billing Frequency: Semi-Annual

Annual cost per 120 HCF (≈ 90,000 gallons):

Water	\$ 257.60
Sewer	\$ 325.00
Combined	\$ 582.60
Percentage change from 2001	1.5%

Commercial Water Rates:

Same as residential

Elderly and/or Lower Income Discounts: No

Residential Sewer Rates:

Last adjusted: May 1999
 Next adjustment scheduled: May 2003
 Fund: Enterprise

0 - 40 HCF \$ 2.675/HCF
 41 - 120 HCF \$ 2.775 "
 Over 120 HCF \$ 2.900 "
 Based on 100% of water usage.

Commercial Sewer Rates:

Same as residential

Norwood (W/S)

Residential Water Rates:

Last adjusted: July 1, 2002
 Next adjustment scheduled: July 1, 2003
 Fund: General

Minimum Charge: \$ 5.32
 First 1,000 CF \$ 1.72/HCF
 Over 1,000 CF \$ 2.53 "

Residential Sewer Rates:

Last adjusted: July 1, 2002
 Next adjustment scheduled: July 1, 2003
 Fund: General

First 600 CF \$ 4.28/HCF
 Over 600 CF \$ 8.14 "
 Based on 60% of water usage.

Billing Frequency: Residential: Bi-Monthly (except for approximately 800+ residences utilizing AMR are billed monthly.) Large Commercial: Monthly

Annual cost per 120 HCF (≈ 90,000 gallons):

Water	\$ 286.92
Sewer	\$ 447.12
Combined	\$ 734.04
Percentage change from 2001	5.3%

Commercial Water Rates:

Minimum Charge: Based on meter size
 First 500 CF \$ 1.72/HCF
 Over 500 CF \$ 2.53 "

Commercial Sewer Rates:

First 300 CF \$ 4.28/HCF
 Over 300 CF \$ 8.14 "
 Based on 60% of water usage.

Elderly and/or Lower Income Discounts: No

Effective October 1, 2002, Norwood will implement a bimonthly \$5.32 Minimum Water Charge based on 5/8" or 3/4" meters. Actual Minimum Water Charges are based on meter size.

Peabody (partial W)

Residential Water Rates:

Last adjusted: January 1, 1998
 Next adjustment scheduled: October 2002
 Fund: General

Minimum Charge: \$ 5.00/Qtr.
 First 15 HCF \$ 1.81/HCF
 Over 15 HCF \$ 1.98 "

Residential Sewer Rates:

Last adjusted: January 1, 1998
 Next adjustment scheduled: October 2002
 Fund: General

First 15 HCF \$ 2.41/HCF
 Over 15 HCF \$ 2.65 "
 Based on 100% of water usage.

Billing Frequency: Quarterly

Annual cost per 120 HCF (≈ 90,000 gallons):

Water	\$ 227.40
Sewer	\$ 303.60
Combined	\$ 531.00
Percentage change from 2001	0.0%

Commercial Water Rates:

First 15 HCF \$ 2.07/HCF
 Over 15 HCF \$ 2.27 "

Commercial Sewer Rates:

First 15 HCF \$ 2.78/HCF
 Over 15 HCF \$ 3.07 "

Elderly and/or Lower Income Discounts: No

Peabody receives wholesale wastewater service from the South Essex Sewerage District.

Quincy (W/S)

Residential Water Rates:

Last adjusted: July 1, 2002
 Next adjustment scheduled: July 1, 2003
 Fund: General

All units \$ 2.15/HCF

Residential Sewer Rates:

Last adjusted: July 1, 2002
 Next adjustment scheduled: July 1, 2003
 Fund: General

All units \$ 5.66/HCF
 Based on 70% of water usage

Billing Frequency: Residential: Quarterly. Commercial: Monthly.

Annual cost per 120 HCF (≈ 90,000 gallons):

Water	\$ 258.00
Sewer	\$ 475.44
Combined	\$ 733.44
Percentage change from 2001	3.9%

Commercial Water Rates:

Same as residential

Commercial Sewer Rates:

Same as residential

Elderly and/or Lower Income Discounts: Yes, 25% discount for both water and sewer.

Randolph (S)

Residential Water Rates:

Last adjusted: July 1, 2002
 Next adjustment scheduled: July 1, 2003
 Fund: General

Minimum charge: \$ 5.00
 All units \$ 1.65/HCF

Residential Sewer Rates:

Last adjusted: July 1, 1999
 Next adjustment scheduled: July 1, 2003
 Fund: General

Minimum charge: \$ 5.00
 First 50 HCF \$ 2.97/HCF
 Over 50 HCF \$ 4.38/HCF
 Based on 100% of water usage.

Billing Frequency: Semi-Annual

Annual cost per 120 HCF (≈ 90,000 gallons):

Water	\$ 198.00
Sewer	\$ 384.60
Combined	\$ 582.60
Percentage change from 2001	2.1%

Commercial Water Rates:

Same as residential

Commercial Sewer Rates:

Same as residential

Elderly and/or Lower Income Discounts: Elderly credit on water only, \$8.00 per year.

Reading (S)

Residential Water Rates:

Last adjusted: August 1, 2002
 Next adjustment scheduled: August 1, 2003
 Fund: Enterprise

All units \$ 3.75/HCF

Billing Frequency: Quarterly

Annual cost per 120 HCF (≈ 90,000 gallons):

Water	\$ 450.00
Sewer	\$ 633.60
Combined	\$ 1,083.60
Percentage change from 2001	2.5%

Commercial Water Rates:

Same as residential

Elderly and/or Lower Income Discounts: No

Residential Sewer Rates:

Last adjusted: August 1, 2002
 Next adjustment scheduled: August 1, 2003
 Fund: Enterprise

All units \$ 5.28/HCF
 Based on 100% of water usage.

Commercial Sewer Rates:

Same as residential

Revere (W/S)

Residential Water Rates:

Last adjusted: July 1, 2002
 Next adjustment scheduled: July 1, 2003
 Fund: General

All units \$ 1.96/HCF

Billing Frequency: Residential: Quarterly. Commercial: Monthly.
 Alliteration

Annual cost per 120 HCF (≈ 90,000 gallons):

Water	\$ 235.20
Sewer	\$ 502.80
Combined	\$ 738.00
Percentage change from 2001	16.3%

Commercial Water Rates:

All units \$ 2.34/HCF

Elderly and/or Lower Income Discounts: Yes

Residential Sewer Rates:

Last adjusted: July 1, 2002
 Next adjustment scheduled: July 1, 2003
 Fund: General

All units \$ 4.19/HCF
 Based on 100% of water usage.

Commercial Sewer Rates:

All units \$ 5.00/HCF

Saugus (W)

Residential Water Rates:

Last adjusted: July 1, 2002
 Next adjustment scheduled: n/a
 Fund: Enterprise

Minimum Charge (30 HCF)	\$53.28
31 - 100 HCF	\$ 2.50 "
101 - 200 HCF	\$ 2.59 "
201 - 500 HCF	\$ 3.33 "
501 - 1,000 HCF	\$ 3.55 "
Over 1,000 HCF	\$ 3.77 "

Billing Frequency: Semi-Annual

Annual cost per 120 HCF (≈ 90,000 gallons):

Water	\$ 256.56
Sewer	\$ 210.60
Combined	\$ 467.16
Percentage change from 2001	41.8%

Commercial Water Rates:

Same as residential

Elderly and/or Lower Income Discounts: No

Residential Sewer Rates:

Last adjusted: May 1, 2002
 Next adjustment scheduled: n/a
 Fund: Enterprise

Minimum Charge (30 HCF)	\$48.60
31 - 100 HCF	\$ 1.89 "
101 - 200 HCF	\$ 2.16 "
201 - 500 HCF	\$ 2.43 "
Over 500 HCF	\$ 2.70 "

Based on 100% of water usage.

Commercial Sewer Rates:

Same as residential

Somerville (W/S)

Residential Water Rates:

Last adjusted: July 1, 2002
 Next adjustment scheduled: July 1, 2003
 Fund: General

Minimum Charge:	\$10.16
First 50 HCF	\$ 2.54/HCF
51 - 100 HCF	\$ 2.67 "
Over 100 HCF	\$ 2.77 "

Billing Frequency: Residential: Quarterly. Commercial: Bi-monthly.

Annual cost per 120 HCF (≈ 90,000 gallons):

Water	\$ 304.80
Sewer	\$ 475.20
Combined	\$ 780.00
Percentage change from 2001	3.7%

Commercial Water Rates:

Same as Residential

Elderly and/or Lower Income Discounts: No

Residential Sewer Rates:

Last adjusted: July 1, 2002
 Next adjustment scheduled: July 1, 2003
 Fund: General

Minimum Charge:	\$15.84
First 50 HCF	\$ 3.96/HCF
51 - 100 HCF	\$ 4.14 "
Over 100 HCF	\$ 4.31 "

Based on 100% of water usage.

Commercial Sewer Rates:

Same as Residential

South Hadley (partial W)

Residential Water Rates:

Last adjusted: June 2001
 Next adjustment scheduled: n/a
 Fund: Enterprise

Base charge per family unit \$ 5.00
 0 - 2,500 HCF \$ 2.74/HCF
 Over 2,500 HCF \$ 2.86 "

Billing Frequency: Quarterly

Annual cost per 120 HCF (≈ 90,000 gallons):
 Water \$ 348.80
 Sewer Not Sewered
 Combined \$ 348.80
 Percentage change from 2001 0.0%

Commercial Water Rates:

Same as residential

Elderly and/or Lower Income Discounts: No

Residential Sewer Rates:

Last adjusted: n/a
 Next adjustment scheduled: n/a
 Fund: n/a

Community not sewered.

\$ 348.80
 Not Sewered
 \$ 348.80
 0.0%

Commercial Sewer Rates:

Same as residential

Southborough (W)

Residential Water Rates:

Last adjusted: November 1, 1990
 Next adjustment scheduled: n/a
 Fund: Special Revenue

Meter Minimum Charge (5/8") \$21.80
 (Includes first 10 HCF per Quarter)
 Over 10 HCF \$ 2.18/HCF

Billing Frequency: Quarterly

Annual cost per 120 HCF (≈ 90,000 gallons):
 Water \$ 261.60
 Sewer Not Sewered
 Combined \$ 261.60
 Percentage change from 2001 0.0%

Commercial Water Rates:

Same as residential

Elderly and/or Lower Income Discounts: Yes, elderly water rate is \$18.17 for the first 1,000 CF and \$2.18 for each additional 100 CF utilized after the minimum charge in each billing period.

Residential Sewer Rates:

Last adjusted: n/a
 Next adjustment scheduled: n/a
 Fund: n/a

Community not sewered.

\$ 261.60
 Not Sewered
 \$ 261.60
 0.0%

Commercial Sewer Rates:

Same as residential

Stoneham (W/S)

Residential Water Rates:

Last adjusted: July 2, 2002
 Next adjustment scheduled: July 1, 2003
 Fund: Special Revenue

All units \$ 2.75/HCF

Billing Frequency: Quarterly

Annual cost per 120 HCF (≈ 90,000 gallons):

Water	\$ 330.00
Sewer	\$ 750.00
Combined	\$1,080.00
Percentage change from 2001	2.3%

Residential Sewer Rates:

Last adjusted: July 2, 2002
 Next adjustment scheduled: July 1, 2003
 Fund: Special Revenue

All units \$ 6.25/HCF
 Based on 100% of water usage.

Commercial Water Rates:

Same as residential

Commercial Sewer Rates:

Same as residential

Elderly and/or Lower Income Discounts: \$50 combined as of May 1, 1998.

Stoughton (S/partial W)

Residential Water Rates:

Last adjusted: March 2002
 Next adjustment scheduled: n/a
 Fund: Enterprise

Meter Service Charge (5/8")	\$ 6.84
0 - 2,600 CF	\$ 2.18/HCF
2,601 - 5,900 CF	\$ 3.23 "
Balance	\$ 4.48 "

Billing Frequency: Quarterly

Annual cost per 120 HCF (≈ 90,000 gallons):

Water	\$ 305.76
Sewer	\$ 742.80
Combined	\$ 1,048.56
Percentage change from 2001	-3.8%

Residential Sewer Rates:

Last adjusted: March 2002
 Next adjustment scheduled: n/a
 Fund: Enterprise

Customers on town water pay \$6.19/HCF, based on 100% of water usage, with a minimum charge of \$48.28 per billing period.

Customers with private wells pay a flat charge per billing period of: \$123.91 per condominium, \$185.88 per private home.

Commercial Water Rates:

Same as residential

Commercial Sewer Rates:

Same as residential

Elderly and/or Lower Income Discounts: Yes, 15% discount on water only for residents 70 and above.

Only 58% of Stoughton's census population is sewerred.

Swampscott (W)

Residential Water Rates:

Last adjusted: August 27, 2002
 Next adjustment scheduled: n/a
 Fund: General

All units \$ 3.79/HCF

Billing Frequency: Semi-Annual

Annual cost per 120 HCF (≈ 90,000 gallons):

Water	\$ 454.80
Sewer	\$ 369.60
Combined	\$ 824.40
Percentage change from 2001	24.9%

Residential Sewer Rates:

Last adjusted: August 27, 2002
 Next adjustment scheduled: n/a
 Fund: General

All units \$ 3.08/HCF
 Based on 100% of water usage.

Commercial Water Rates:

Same as residential

Elderly and/or Lower Income Discounts: No

Commercial Sewer Rates:

Same as residential

Wakefield (S/partial W)

Residential Water Rates:

Last adjusted: July 8, 2002
 Next adjustment scheduled: July 1, 2003
 Fund: Enterprise

Base charge per bill \$ 18.00
 All units \$ 2.05/HCF

Billing Frequency: Quarterly

Annual cost per 120 HCF (≈ 90,000 gallons):

Water	\$ 318.00
Sewer	\$ 740.00
Combined	\$1,058.00
Percentage change from 2001	4.1%

Residential Sewer Rates:

Last adjusted: July 8, 2002
 Next adjustment scheduled: July 1, 2003
 Fund: Enterprise

Base charge per bill \$ 20.00
 All units \$ 5.50/HCF
 Based on 100% of water usage.

Commercial Water Rates:

Same as residential

Elderly and/or Lower Income Discounts: No. Please refer to the note below for general discount information.

Commercial Sewer Rates:

Same as residential

The Town of Wakefield offers a 10% discount for all bills paid within 30 days of the bill date.

Walpole (S)**Residential Water Rates:**

Last adjusted: July 1, 2002
 Next adjustment scheduled: July 1, 2003
 Fund: Special Revenue

Residential Sewer Rates:

Last adjusted: July 1, 2002
 Next adjustment scheduled: July 1, 2003
 Fund: Special Revenue

All units \$ 2.688/HCF

Base charge per bill includes:
 All units \$4.956/HCF
 Based on 80% of water usage.

Billing Frequency: Residential: Quarterly. Commercial/Industrial: Monthly.

Annual cost per 120 HCF (≈ 90,000 gallons):

Water	\$ 322.56
Sewer	\$ 475.78
Combined	\$ 798.34
Percentage change from 2001	2.3%

Commercial Water Rates:

Same as residential

Commercial Sewer Rates:

Same as residential

Elderly and/or Lower Income Discounts: No

Only 59% of Walpole's census population is sewerred

Waltham (W/S)**Residential Water Rates:**

Last adjusted: January 1, 2002
 Next adjustment scheduled: January 1, 2003
 Fund: Enterprise

Residential Sewer Rates:

Last adjusted: January 1, 2002
 Next adjustment scheduled: January 1, 2003
 Fund: Enterprise

First 700 CF per month	\$ 1.87/HCF
701 - 1,500 CF per month	\$ 2.25 "
1,501 - 4,000 CF per month	\$ 2.98 "
Over 4,000 CF per month	\$ 3.67 "

First 700 CF per month	\$ 3.32/HCF
701 - 1,500 CF per month	\$ 3.95 "
1,501 - 4,000 CF per month	\$ 4.60 "
Over 4,000 CF per month	\$ 4.98 "

Based on 100% of water usage.

Billing Frequency: Residential: Quarterly; Commercial: Monthly.

Annual cost per 120 HCF (≈ 90,000 gallons):

Water	\$ 238.08
Sewer	\$ 421.08
Combined	\$ 659.16
Percentage change from 2001	5.9%

Commercial Water Rates:

Same as residential

Commercial Sewer Rates:

Same as residential

Elderly and/or Lower Income Discounts: No

Watertown (W/S)

Residential Water Rates:

Last adjusted: July 1, 2002
 Next adjustment scheduled: n/a
 Fund: Enterprise

Base charge per bill 5/8" meter	\$ 6.38
0 - 7,500 CF	\$ 2.45/HCF
7,501- 100,000	\$ 3.26 "
Over 100,000	\$ 4.58 "

Billing Frequency: Semi-Annual

Annual cost per 120 HCF (≈ 90,000 gallons):

Water	\$ 306.76
Sewer	\$ 590.40
Combined	\$ 897.16
Percentage change from 2001	28.5%

Commercial Water Rates:

Same as residential

Elderly and/or Lower Income Discounts: No

Residential Sewer Rates:

Last adjusted: July 1, 2002
 Next adjustment scheduled: n/a
 Fund: Enterprise

0 - 7,500 CF	\$ 4.92/HCF
7,501- 100,000	\$ 5.72 "
Over 100,000	\$ 7.30 "

Based on 100% of water usage.

Commercial Sewer Rates:

Same as residential

Wellesley (S/partial W)

Residential Water Rates:

Last adjusted: August 1, 1999
 Next adjustment scheduled: August 1, 2003
 Fund: Enterprise

Base charge per bill	\$ 3.45
First 2,500 CF	\$ 2.02/HCF
Over 2,500:	
winter	\$ 2.02 "
summer (four billing periods)	\$ 3.39 "
outdoor meter (summer)	\$ 3.39 "

Billing Frequency: Monthly

Annual cost per 120 HCF (≈ 90,000 gallons):

Water	\$ 283.80
Sewer	\$ 546.00
Combined	\$ 829.80
Percentage change from 2001	0.0%

Commercial Water Rates:

"Readiness-to-serve" charge on water meters in excess of 5/8". Consumption charges same as residential.

Elderly and/or Lower Income Discounts: No

Residential Sewer Rates:

Last adjusted: August 1, 1999
 Next adjustment scheduled: August 1, 2003
 Fund: Enterprise

Base charge per bill	\$ 3.00
All units	\$ 4.25/HCF

Based on 100% of water usage.

Commercial Sewer Rates:

Same as residential

Weston (W)**Residential Water Rates:**

Last adjusted: July 1, 1997
 Next adjustment scheduled: January 1, 2003
 Fund: General

Base charge per bill 5/8" meter \$ 21.00
 Summer (May 1 - Oct 31)
 First 5,000 CF \$ 1.14/HCF
 Over 5,000 CF \$ 2.00 "
 Winter (Nov 1 - Apr 30)
 First 5,000 CF \$.95/HCF
 Over 5,000 CF \$ 1.82 "

Billing Frequency: Semi-Annual

Annual cost per 120 HCF (≈ 90,000 gallons):

Water	\$ 142.70
Sewer	Not Sewered
Combined	\$ 142.70
Percentage change from 2001	0.0%

Commercial Water Rates:

Same as residential

Elderly and/or Lower Income Discounts: No

Residential Sewer Rates:

Last adjusted: n/a
 Next adjustment scheduled: n/a
 Fund: n/a

Community not sewerred.

Commercial Sewer Rates:

n/a

Westwood (S)**Residential Water Rates:**

Effective: April 1, 2001
 Next adjustment scheduled: January 1, 2003
 Fund: Enterprise

Base charge includes:
 First 500 CF \$ 29.61
 Over 500 CF \$ 3.60/HCF

Billing Frequency: Quarterly

Annual cost per 120 HCF (≈ 90,000 gallons):

Water	\$ 478.44
Sewer	\$ 646.00
Combined	\$1,124.44
Percentage change from 2001	1.2%

Commercial Water Rates:

Same as residential

Elderly and/or Lower Income Discounts: No

Residential Sewer Rates:

Last adjusted: September 2002
 Next adjustment scheduled: September 2003
 Fund: Enterprise

Base charge (5/8" meter) \$15.00
 First 25 HCF \$ 4.50/HCF
 25 - 70 HCF \$ 6.80 "
 Over 70 HCF \$12.15 "
 Based on 100% of water usage.

Commercial Sewer Rates:

Same as residential

Residences that utilize well water are charged a \$127.50 quarterly fee for sewer use.

Weymouth (S)

Residential Water Rates:

Last adjusted: January 1, 2000
 Next adjustment scheduled: n/a
 Fund: Enterprise

Base charge per bill \$ 7.28
 First 108 HCF (Annually) \$ 2.10/HCF
 Over 108 HCF \$ 3.50 "

Billing Frequency: Quarterly

Annual cost per 120 HCF (≈ 90,000 gallons):
 Water \$ 297.92
 Sewer \$ 669.20
 Combined \$ 967.12
 Percentage change from 2001 0.0%

Commercial Water Rates:

Base charges per bill:
 1" meter \$ 9.15
 1 ½" meter \$ 11.02
 2" meter \$ 16.15
 3" meter \$ 53.95
 4" meter \$ 67.95
 6" meter \$100.61
 8" meter \$137.94
 10" meter \$179.94

Consumption rates same as residential.

Residential Sewer Rates:

Last adjusted: July 1, 2000
 Next adjustment scheduled: n/a
 Fund: Enterprise

Base charge per bill \$ 3.65
 First 108 HCF (Annually) \$ 5.09/HCF
 Over 108 HCF \$ 8.74 "
 Based on 100% of water usage.

Commercial Sewer Rates:

Base charges per bill:
 1" meter \$ 11.20
 1 ½" meter \$ 13.45
 2" meter \$ 19.64
 3" meter \$ 65.24
 4" meter \$ 82.13
 6" meter \$121.53
 8" meter \$183.45
 10" meter \$273.52

Consumption rates same as residential.

Elderly and/or Lower Income Discounts: Yes, \$20 annually, for water only.

Wilbraham (W)**Residential Water Rates:**

Last revised: April 1, 2001
 Next adjustment scheduled: n/a
 Fund: Enterprise

Minimum Charge \$27.75
 First 100 HCF \$ 1.90/HCF
 101 - 200 HCF \$ 2.10 "
 Over 200 HCF \$ 2.30 "

Billing Frequency: Semi-Annual

Annual cost per 120 HCF (≈ 90,000 gallons):

Water	\$ 228.00
Sewer	\$ 315.60
Combined	\$ 543.60
Percentage change from 2001	0.0%

Commercial Water Rates:

Minimum Charge \$27.75
 All units \$ 1.90/HCF

Elderly and/or Lower Income Discounts: No

Residential Sewer Rates:

Last adjusted: November, 1999
 Next adjustment scheduled: n/a
 Fund: Enterprise

Minimum Charge \$31.56
 All units \$ 2.63/HCF
 Sewer charges for residences is capped at 120 HCF.
 Based on 100% of water usage.

Commercial Sewer Rates:

Minimum Charge \$41.04
 All units \$ 3.42/HCF

Wilbraham receives wholesale water from the MWRA and wastewater services from the City of Springfield.

Wilmington (S)**Residential Water Rates:**

Last revised: July 15, 2002
 Next adjustment scheduled: n/a
 Fund: Special Revenue

All units \$ 2.58/HCF

Billing Frequency: Quarterly

Annual cost per 120 HCF (≈ 90,000 gallons):

Water	\$ 309.60
Sewer	\$ 308.40
Combined	\$ 618.00
Percentage change from 2001	12.0%

Commercial Water Rates:

Same as residential

Elderly and/or Lower Income Discounts: No

Residential Sewer Rates:

Last adjusted: July 15, 2002
 Next adjustment scheduled: n/a
 Fund: General

All units \$ 2.57/HCF

Based on 100% of water usage.

Commercial Sewer Rates:

All units \$ 3.07/HCF

Only 13% of Wilmington's census population is sewered.

Winchester (S/partial W)

Residential Water Rates:

Last adjusted: July 1, 2002
 Next adjustment scheduled: n/a
 Fund: Enterprise

First 1,500 CF \$ 0.87/HCF
 1,600 - 4,500 CF \$ 2.78 "
 Over 4,500 CF \$ 4.45 "

Billing Frequency: Quarterly

Annual cost per 120 HCF (≈ 90,000 gallons):

Water	\$ 219.00
Sewer	\$ 270.00
Combined	\$ 489.00
Percentage change from 2001	8.5%

Commercial Water Rates:

First 7,500 CF \$ 3.41/HCF
 Over 7,500 CF \$ 4.06 "

Elderly and/or Lower Income Discounts: Yes

Residential Sewer Rates:

Last adjusted: July 1, 2002
 Next adjustment scheduled: n/a
 Fund: Enterprise

First 1,500 CF \$ 1.04/HCF
 1,500 - 4,500 CF \$ 3.46 "
 Over 4,500 CF \$ 5.55 "
 Based on 100% of water usage.

Commercial Sewer Rates:

First 7,500 CF \$ 4.09/HCF
 Over 7,500 CF \$ 4.86 "

Winchester utilizes the debt service exclusion as permitted under General Law 59 Section 21C(n).

Winthrop (W/S)

Residential Water Rates:

Last adjusted: July 1, 1998
 Next adjustment scheduled: n/a
 Fund: Enterprise

All units \$ 2.55/HCF

Billing Frequency: Quarterly

Annual cost per 120 HCF (≈ 90,000 gallons):

Water	\$ 306.00
Sewer	\$ 556.80
Combined	\$ 862.80
Percentage change from 2001	0.0%

Commercial Water Rates:

Same as residential

Elderly and/or Lower Income Discounts: No

Residential Sewer Rates:

Last adjusted: July 1, 1998
 Next adjustment scheduled: n/a
 Fund: Enterprise

All units \$ 4.64/HCF
 Based on 100% of water usage.

Commercial Sewer Rates:

Same as residential

Woburn (partial W/S)

Residential Water Rates:

Last adjusted: July, 1996
 Next adjustment scheduled: n/a
 Fund: Enterprise

Flat rate of \$136.00 per year

Billing Frequency: Semi-Annual

Annual cost per 120 HCF (≈ 90,000 gallons):

Water	\$ 136.00
Sewer	\$ 234.00
Combined	\$ 370.00
Percentage change from 2001	0.0%

Residential Sewer Rates:

Last adjusted: July, 1996
 Next adjustment scheduled: n/a
 Fund: Enterprise

Flat rate of \$234.00 per year

Commercial Water Rates:

All units \$2.77/HCF

Commercial Sewer Rates:

All Units \$8.42/HCF

Elderly and/or Lower Income Discounts: Yes, 20% on water, and 60% for sewer.

Worcester (partial W)

Residential Water Rates:

Last adjusted: July 1, 2002
 Next adjustment scheduled: n/a
 Fund: Enterprise

Minimum charge per bill \$ 4.50
 All units \$ 2.20/HCF

Billing Frequency: Quarterly

Annual cost per 120 HCF (≈ 90,000 gallons):

Water	\$ 264.00
Sewer	\$ 182.40
Combined	\$ 446.40
Percentage change from 2001	5.9%

Residential Sewer Rates:

Last adjusted: July 1, 2002
 Next adjustment scheduled: n/a
 Fund: Enterprise

All units \$ 1.90/HCF
 Based on 80% of water usage.

(For meters 1" and larger, sewer usage is based on 100% of water usage.)

Commercial Water Rates:

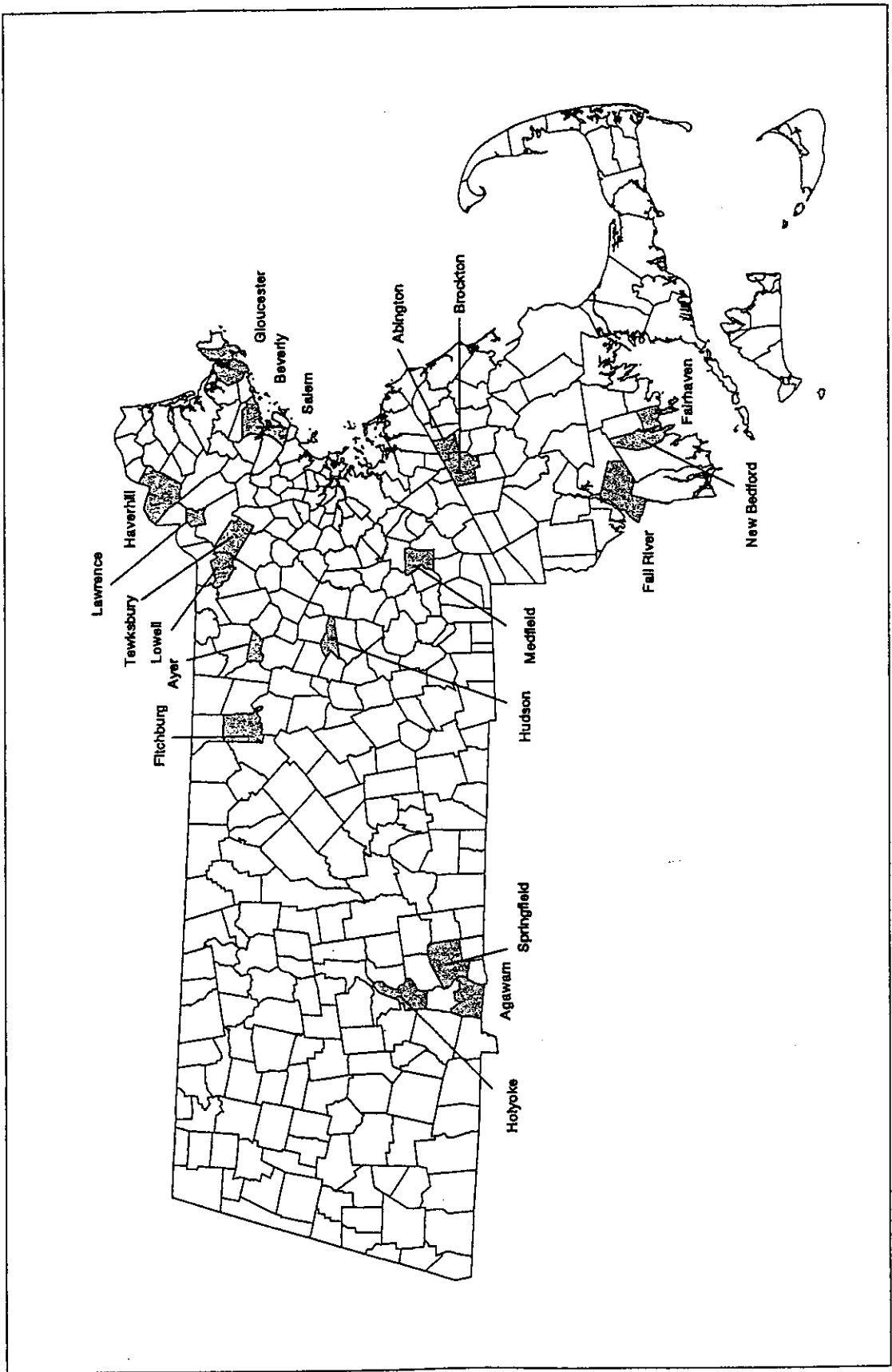
Same as residential

Commercial Sewer Rates:

See note above


Elderly and/or Lower Income Discounts: Yes, \$11.25 each 3-month bill shall be exempted for eligible residents age 65 and over.

SELECTED NON-MWRA MASSACHUSETTS COMMUNITIES 2002 WATER AND SEWER CHARGES



COMPARATIVE ANNUAL RESIDENTIAL WATER AND SEWER CHARGES FOR SELECTED NON-MWRA COMMUNITIES IN MASSACHUSETTS 2002				
	Water	Sewer	Combined	Percentage Change
Abington	\$348.00	\$298.00	\$646.00	0.0%
Agawam	151.40	203.04	354.44	6.8%
Ayer	180.00	300.00	480.00	0.0%
Beverly	265.20	424.80	690.00	0.0%
Brockton	227.00	223.80	450.80	0.0%
Fairhaven	201.60	492.00	693.60	0.0%
Fall River	121.20	249.60	370.80	1.6%
Fitchburg	266.00	122.40	388.40	14.9%
Gloucester	437.40	394.20	831.60	11.2%
Haverhill	207.60	256.80	464.40	0.0%
Holyoke	279.72	175.50	455.22	6.5%
Hudson	249.60	223.20	472.80	-0.5%
Lawrence	162.00	168.00	330.00	0.0%
Lowell	142.80	218.28	361.08	0.0%
Medfield	179.00	249.75	428.75	0.0%
New Bedford	133.42	424.00	557.42	0.0%
Salem	222.00	423.60	645.60	8.2%
Springfield	160.80	170.40	331.20	18.1%
Tewksbury	337.50	252.00	589.50	0.0%

Water and sewer charges based on an annual water consumption of 12,000 cubic feet (approximately 90,000 gallons).



Abington

Residential Water Rates:

Last adjusted: July 1, 2001
 Next adjustment scheduled: n/a
 Fund: Special Revenue

Base charge per bill \$10.00
 Meter Program Charge per bill \$ 2.00
 All units \$ 2.50/HCF

Billing Frequency: Quarterly

Annual cost per 120 HCF (≈ 90,000 gallons):

Water	\$ 348.00
Sewer	\$ 298.00
Combined	\$ 646.00
Percentage change from 2001	0.0%

Commercial Water Rates:

Same as residential n/a

Elderly and/or Lower Income Discounts: n/a

Residential Sewer Rates:

Last adjusted: October 1, 1998
 Next adjustment scheduled: n/a
 Fund: n/a

Base charge per bill \$10.00
 All units \$ 2.15/HCF
 Based on 100% of water usage.

Commercial Sewer Rates:

Agawam

Residential Water Rates:

Last adjusted: January 1, 1991
 Next adjustment scheduled: n/a
 Fund: Enterprise

Annual service charge \$ 29.00
 All units \$ 1.02/HCF

Billing Frequency: Semi-Annual

Annual cost per 120 HCF (≈ 90,000 gallons):

Water	\$ 151.40
Sewer	\$ 203.04
Combined	\$ 354.44
Percentage change from 2001	6.8%

Commercial Water Rates:

Same as residential

Elderly and/or Lower Income Discounts: Yes

Residential Sewer Rates:

Last adjusted: July 1, 2002
 Next adjustment scheduled: May 1, 2003
 Fund: Special Revenue

Base charge per year \$37.60
 First 1,000 CF \$18.80
 Over 1,000 CF \$ 1.88/HCF
 Based on 90% of water usage.

Commercial Sewer Rates:

Same as residential, except sewer usage is based on 100% of water usage.

Ayer**Residential Water Rates:**

Last adjusted: January 1, 2001
 Next adjustment scheduled: n/a
 Fund: Enterprise

Minimum Charge \$10.00
 First 100/HCF \$ 1.50/HCF
 Over 100/HCF \$ 2.20/HCF

Billing Frequency: Residential - Semi-Annual; Commercial - Quarterly

Annual cost per 120 HCF (\approx 90,000 gallons):

Water	\$ 180.00
Sewer	\$ 300.00
Combined	\$ 480.00
Percentage change from 2001	0.0%

Commercial Water Rates:

Same as residential

Elderly and/or Lower Income Discounts: n/a

Residential Sewer Rates:

Last adjusted: January 1, 2001
 Next adjustment scheduled: n/a
 Fund: Enterprise

Minimum Charge \$10.00
 All units \$ 2.50/HCF
 Based on 100% of water usage.

Commercial Sewer Rates:

Same as residential

Beverly**Residential Water Rates:**

Last adjusted: February 1, 2002
 Next adjustment scheduled: n/a
 Fund: General

All units \$ 2.21/HCF

Billing Frequency: Quarterly

Annual cost per 120 HCF (\approx 90,000 gallons):

Water	\$ 265.20
Sewer	\$ 424.80
Combined	\$ 690.00
Percentage change from 2001	0.0%

Commercial Water Rates:

Same as residential

Elderly and/or Lower Income Discounts: No

Residential Sewer Rates:

Last adjusted: February 1, 2002
 Next adjustment scheduled: n/a
 Fund: General

All units \$ 3.54/HCF
 Based on 100% of water usage.

Commercial Sewer Rates:

Same as residential

Brockton

Residential Water Rates:

Last adjusted: January 1, 1993
 Next adjustment scheduled: n/a
 Fund: Enterprise

Minimum charge per bill	\$13.50
First 2,500 CF	\$ 1.80/HCF
2,501 - 5,000 CF	\$ 2.35 "
5,001 - 10,000 CF	\$ 2.45 "
10,001 - 25,000 CF	\$ 2.55 "
25,001 - 875,000CF	\$ 2.60 "
Greater than 875,001 CF	\$ 2.60 "

Billing Frequency: Quarterly

Annual cost per 120 HCF (≈ 90,000 gallons):

Water	\$ 227.00
Sewer	\$ 223.80
Combined	\$ 450.80
Percentage change from 2001	0.0%

Commercial Water Rates:

Same as residential

Elderly and/or Lower Income Discounts: No

Residential Sewer Rates:

Last adjusted: January 1, 1999
 Next adjustment scheduled: n/a
 Fund: Enterprise

First 2,500 CF	\$ 1.79/HCF
2,501 - 5,000 CF	\$ 2.24 "
5,001 - 10,000 CF	\$ 2.63 "
10,001 - 25,000 CF	\$ 3.01 "
25,001 - 875,000CF	\$ 3.28 "
Greater than 875,001 CF	\$ 3.80 "

Based on 100% of water usage.

Commercial Sewer Rates:

Same as residential

Fairhaven

Residential Water Rates:

Last adjusted: July 1, 1990
 Next adjustment scheduled: n/a
 Fund: Enterprise

All units	\$ 1.68/HCF
-----------	-------------

Billing Frequency: Semi-Annual Residential, Quarterly Commercial

Annual cost per 120 HCF (≈ 90,000 gallons):

Water	\$ 201.60
Sewer	\$ 492.00
Combined	\$ 693.60
Percentage change from 2001	0.0%

Commercial Water Rates:

Same as residential

Elderly and/or Lower Income Discounts: No

Residential Sewer Rates:

Last adjusted: July 1, 2001
 Next adjustment scheduled: n/a
 Fund: Enterprise

All units	\$ 4.10/HCF
-----------	-------------

Based on 100% of water usage.

Commercial Sewer Rates:

Same as residential

Fall River

Residential Water Rates:

Last adjusted: July 1, 2002
 Next adjustment scheduled: July 1, 2003
 Fund: Enterprise

All units \$ 1.01/HCF

Billing Frequency: Quarterly

Annual cost per 120 HCF (≈ 90,000 gallons):

Water	\$ 121.20
Sewer	\$ 249.60
Combined	\$ 370.80
Percentage change from 2001	1.6%

Commercial Water Rates:

Same as residential

Elderly and/or Lower Income Discounts: n/a

Residential Sewer Rates:

Last adjusted: July 1, 2001
 Next adjustment scheduled: July 1, 2003
 Fund: Enterprise

All units \$ 2.08/HCF
 Based on 100% of water usage.

Commercial Sewer Rates:

All Units \$0.96/HCF
 (NOTE: For accounts classified as significant industrial users.)
 Based on 100% of water usage.

Fitchburg

Residential Water Rates:

Last adjusted: June 1, 2002
 Next adjustment scheduled: June 1, 2003
 Fund: Enterprise

Base charge per bill includes:
 First 500 CF \$10.00
 Over 500 CF \$ 2.26/HCF

Billing Frequency: Quarterly

Annual cost per 120 HCF (≈ 90,000 gallons):

Water	\$ 266.00
Sewer	\$ 122.40
Combined	\$ 388.40
Percentage change from 2001	14.9%

Commercial Water Rates:

Same as residential

Elderly and/or Lower Income Discounts: No

Residential Sewer Rates:

Last adjusted: June 1, 2002
 Next adjustment scheduled: February 1, 2004
 Fund: General

Base charge per bill includes:
 0 - 1,300 CF \$ 11.05
 Over 1,300 CF \$ 1.15/cf
 Based on 100% of water usage.

Commercial Sewer Rates:

Same as residential

Gloucester

Residential Water Rates:

Last adjusted: June 11, 2002
 Next adjustment scheduled: n/a
 Fund: Special Revenue

All units \$ 4.86/000 gals.

Billing Frequency: Quarterly

Annual cost per 120 HCF (≈ 90,000 gallons):

Water	\$ 437.40
Sewer	\$ 394.20
Combined	\$ 831.60
Percentage change from 2001	11.2%

Commercial Water Rates:

Same as residential

Elderly and/or Lower Income Discounts: n/a

Residential Sewer Rates:

Last adjusted: June 11, 2002
 Next adjustment scheduled: n/a
 Fund: Special Revenue

All units \$ 4.38/000 gals.
 Based on 100% of water usage.

Commercial Sewer Rates:

Same as residential

Haverhill

Residential Water Rates:

Last adjusted: July 1, 2001
 Next adjustment scheduled: n/a
 Fund: General

All units \$ 1.73/HCF

Billing Frequency: Quarterly

Annual cost per 120 HCF (≈ 90,000 gallons):

Water	\$ 207.60
Sewer	\$ 256.80
Combined	\$ 464.40
Percentage change from 2001	0.0%

Commercial Water Rates:

Same as residential

Elderly and/or Lower Income Discounts: No

Residential Sewer Rates:

Last adjusted: July 1, 2001
 Next adjustment scheduled: n/a
 Fund: General

All units \$ 2.14/HCF
 Based on 100% of water usage.

Commercial Sewer Rates:

Same as residential

Holyoke

Residential Water Rates:

Last adjusted: July 15, 2002
 Next adjustment scheduled: July 15, 2003
 Fund: Enterprise

First 10,000 gallons \$ 31.08
 Over 10,000 gallons \$ 3.108/000 gals.

Billing Frequency: Quarterly

Annual cost per 120 HCF (≈ 90,000 gallons):
 Water
 Sewer
 Combined
 Percentage change from 2001

Residential Sewer Rates:

Last adjusted: July, 1990
 Next adjustment scheduled: n/a
 Fund: Enterprise

All units \$ 1.95/000 gals.
 Based on 100% water usage.

\$ 279.72
 \$ 175.50
 \$ 455.22
 6.5%

Commercial Water Rates:

Same as residential
 Elderly and/or Lower Income Discounts: n/a

Commercial Sewer Rates:

Five entities are provided with a commercial rate.

Hudson

Residential Water Rates:

Last adjusted: July 1, 2002
 Next adjustment scheduled: July 1, 2003
 Fund: General

First 1,500 CF \$ 1.96/HCF
 1,501 - 3,000 CF \$ 2.20 "
 3,001 - 5,000 CF \$ 2.24 "
 5,001 - 15,000 CF \$ 2.28 "
 Over 15,001 CF \$ 2.30 "

Billing Frequency: Quarterly

Annual cost per 120 HCF (≈ 90,000 gallons):
 Water
 Sewer
 Combined
 Percentage change from 2001

Residential Sewer Rates:

Last adjusted: July 1, 2002
 Next adjustment scheduled: July 1, 2003
 Fund: General

All Units \$1.86/HCF
 Based on 100% of water usage.

\$ 249.60
 \$ 223.20
 \$ 472.80
 -0.5%

Commercial Water Rates:

Same as residential
 Elderly and/or Lower Income Discounts: No

Commercial Sewer Rates:

Same as residential

Lawrence

Residential Water Rates:

Last adjusted: 1988
 Next adjustment scheduled: n/a
 Fund: General

All Units \$ 1.35/HCF

Billing Frequency: Quarterly

Annual cost per 120 HCF (≈ 90,000 gallons):
 Water \$ 162.00
 Sewer \$ 168.00
 Combined \$ 330.00
 Percentage change from 2001 0.0%

Commercial Water Rates:

Same as residential

Elderly and/or Lower Income Discounts: n/a

Residential Sewer Rates:

Last adjusted: 1993
 Next adjustment scheduled: n/a
 Fund: General

1 - 57,500 CF \$ 1.40/HCF
 Over 57,500 CF \$ 2.64 "
 Based on 100% of water usage.

Commercial Sewer Rates:

Same as residential

Lowell

Residential Water Rates:

Last adjusted: April 1, 2000
 Next adjustment scheduled: n/a
 Fund: General

Minimum charge per bill \$16.66
 First 50 HCF \$ 1.190/HCF
 51 - 100 HCF \$ 1.492 "
 101 - 200 HCF \$ 1.523 "
 201 - 500 HCF \$ 1.553 "
 Over 500 HCF \$ 1.569 "

Billing Frequency: Quarterly

Annual cost per 120 HCF (≈ 90,000 gallons):
 Water \$ 142.80
 Sewer \$ 218.28
 Combined \$ 361.08
 Percentage change from 2001 0.0%

Commercial Water Rates:

Same as residential

Elderly and/or Lower Income Discounts: Yes for water.

Residential Sewer Rates:

Last adjusted: February 1, 2000
 Next adjustment scheduled: n/a
 Fund: Enterprise

Minimum charge per bill \$25.47
 First 50 HCF \$ 1.819/HCF
 51 - 100 HCF \$ 1.966 "
 101 - 200 HCF \$ 2.006 "
 201 - 500 HCF \$ 2.048 "
 Over 500 HCF \$ 2.088 "
 Based on 100% of water usage.

Commercial Sewer Rates:

Same as residential

Medfield

Residential Water Rates:

Last adjusted:	April 1, 2000
Next adjustment scheduled:	n/a
Fund:	Enterprise
Minimum Bill (10,000 gals)	\$20.00
10,001 - 35,000 gals.	\$ 1.70/000 gals.
35,001 - 70,000 gals.	\$ 2.70 "
Over 70,000 gals.	\$ 3.70 "

Billing Frequency: Semi-Annual

Annual cost per 120 HCF (≈ 90,000 gallons):

Water	\$ 179.00
Sewer	\$ 249.75
Combined	\$ 428.75
Percentage change from 2001	0.0%

Commercial Water Rates:

Same as residential

Elderly and/or Lower Income Discounts: n/a

Residential Sewer Rates:

Last adjusted:	April 1, 1991
Next adjustment scheduled:	n/a
Fund:	General
Minimum Bill	\$29.60
All units	\$ 3.70/000 gals.
Based on 75% of water usage.	

Commercial Sewer Rates:

Same as residential - based on 100% of water usage.

New Bedford

Residential Water Rates:

Last adjusted:	July 1, 1990
Next adjustment scheduled:	n/a
Fund:	General
Base charge per year	\$ 26.17
Meter rental fee per year	\$ 5.25
All units	\$ 0.85/HCF

Billing Frequency: Monthly

Annual cost per 120 HCF (≈ 90,000 gallons):

Water	\$ 133.42
Sewer	\$ 424.00
Combined	\$ 557.42
Percentage change from 2001	0.0%

Commercial Water Rates:

Same as residential

Elderly and/or Lower Income Discounts: n/a

Residential Sewer Rates:

Last adjusted:	August 1, 1999
Next adjustment scheduled:	n/a
Fund:	Special Revenue
Base charge per year	\$ 70.00
All units	\$ 2.95/HCF
Based on 100% of water usage.	

Commercial Sewer Rates:

Same as residential

Salem

Residential Water Rates:

Last adjusted: July 1, 2002
 Next adjustment scheduled: n/a
 Fund: Enterprise

Minimum bill - 5/8" meter \$ 18.53
 All units \$ 1.85/HCF

Billing Frequency: Residential – Quarterly; Commercial – Monthly and Quarterly

Annual cost per 120 HCF (≈ 90,000 gallons):

Water	\$ 222.00
Sewer	\$ 423.60
Combined	\$ 645.60
Percentage change from 2001	8.2%

Commercial Water Rates:

All Units \$2.52/HCF

Elderly and/or Lower Income Discounts: n/a

Residential Sewer Rates:

Last adjusted: July 1, 2002
 Next adjustment scheduled: n/a
 Fund: Enterprise

All units \$ 3.53/HCF
 Based on 100% of water usage.

Commercial Sewer Rates:

Up to 25,000 CF per month \$ 5.34
 Over 25,001 CF per month \$ 6.85

Springfield

Residential Water Rates:

Last adjusted: June 11, 2002
 Next adjustment scheduled: n/a
 Fund: Enterprise

Minimum bill - 5/8" meter \$ 2.50/Month
 All units \$ 1.09/HCF

Billing Frequency: Quarterly

Annual cost per 120 HCF (≈ 90,000 gallons):

Water	\$ 160.80
Sewer	\$ 170.40
Combined	\$ 331.20
Percentage change from 2001	18.1%

Commercial Water Rates:

\$.46/HCF (Industrial Users Only)

Elderly and/or Lower Income Discounts: Yes: \$7.50 elderly discount per quarter for water.

Residential Sewer Rates:

Last adjusted: June 11, 2002
 Next adjustment scheduled: n/a
 Fund: Special Revenue

All Units \$ 1.42/HCF
 Based on 100% water usage.

Commercial Sewer Rates:

\$1.70/HCF (Industrial Dry and Wet Weather Only)

Tewksbury

Residential Water Rates:

Last adjusted: July 1, 1992
 Next adjustment scheduled: n/a
 Fund: General

First 150,000 gals/year \$ 3.75/000 gals.
 Over 150,000 gals/year \$ 4.50 "

Residential Sewer Rates:

Last adjusted: July 1, 1992
 Next adjustment scheduled: n/a
 Fund: General

All units \$ 2.80/000 gals.
 Based on 100% water usage.

Billing Frequency: Residential and Small Commercial Semi-Annual, Large Commercial Quarterly

Annual cost per 120 HCF (≈ 90,000 gallons):

Water	\$ 337.50
Sewer	\$ 252.00
Combined	\$ 589.50
Percentage change from 2001	0.0%

Commercial Water Rates:

Same as residential

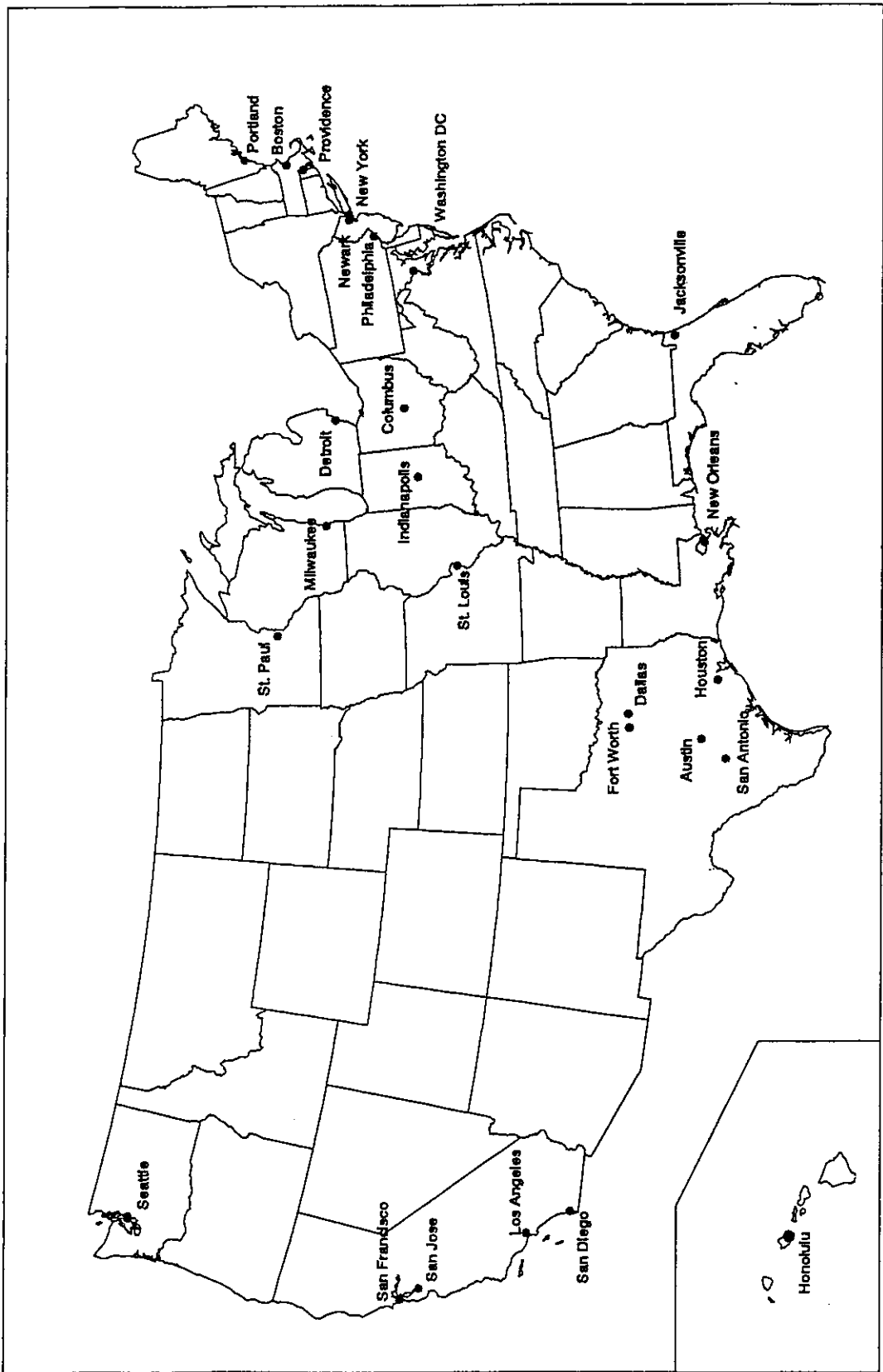
Commercial Sewer Rates:

Same as residential

Elderly and/or Lower Income Discounts: No

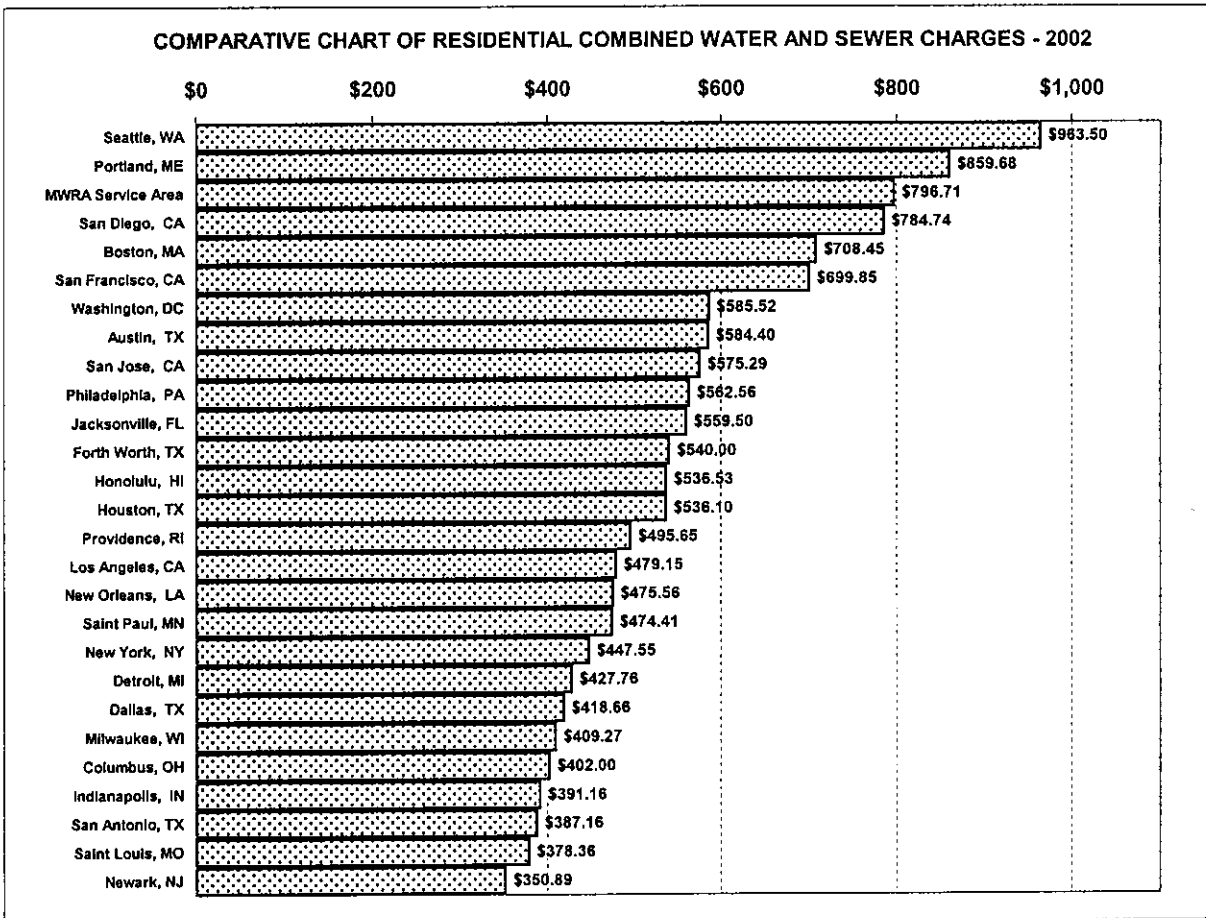
Only 30% of Tewksbury is sewerred.

COMPARATIVE RESIDENTIAL 2002 WATER AND SEWER CHARGES FOR U.S. CITIES



COMPARATIVE ANNUAL RESIDENTIAL WATER & SEWER CHARGES FOR MAJOR UNITED STATES CITIES 2002				
	Water	Sewer	Combined	Change
Austin, TX	\$188.64	\$395.76	\$584.40	2.5%
Boston, MA	297.44	411.01	708.45	9.0%
Columbus, OH	173.40	228.60	402.00	0.0%
Dallas, TX	155.16	263.50	418.66	-3.5%
Detroit, MI	155.76	272.00	427.76	13.4%
Forth Worth, TX	243.60	296.40	540.00	5.6%
Honolulu, HI	181.50	355.03	536.53	0.0%
Houston, TX	259.80	276.30	536.10	0.0%
Indianapolis, IN	246.60	144.56	391.16	0.0%
Jacksonville, FL	188.10	371.40	559.50	0.0%
Los Angeles, CA	251.34	227.81	479.15	0.2%
Milwaukee, WI	199.40	209.87	409.27	12.9%
MWRA Service Area	304.70	492.01	796.71	6.1%
New Orleans, LA	249.90	225.66	475.56	11.2%
New York, NY	172.80	274.75	447.55	6.7%
Newark, NJ	166.57	184.32	350.89	0.0%
Philadelphia, PA	219.60	342.96	562.56	8.0%
Portland, ME	274.08	585.60	859.68	14.2%
Providence, RI	259.41	236.24	495.65	11.2%
Saint Louis, MO	182.64	195.72	378.36	0.0%
Saint Paul, MN	184.01	290.40	474.41	1.0%
San Antonio, TX	209.16	178.00	387.16	13.1%
San Diego, CA	301.86	482.88	784.74	4.2%
San Francisco, CA	226.80	473.05	699.85	2.6%
San Jose, CA	305.77	269.52	575.29	9.1%
Seattle, WA	340.70	622.80	963.50	12.2%
Washington, DC	244.20	341.32	585.52	8.5%
AVERAGE	\$229.00	\$320.28	\$549.27	5.7%

Water and sewer charges are based on an annual water consumption of 12,000 cubic feet (approximately 90,000 gallons).



Austin, Texas

Residential Water Rates:

Last adjusted: November 1, 2001
 Next adjustment scheduled: November 1, 2003
 Fund: Enterprise

Base charge (5/8" meter)	\$ 3.32
0 - 2,000 gals.	\$.70/000 gals.
2,001 - 9,000 gals.	\$ 2.00 "
9,001 - 15,000gals.	\$ 3.50 "
Over 15,001 gals.	\$ 6.12 "

Billing Frequency: Monthly

Annual cost per 120 HCF (≈ 90,000 gallons):

Water	\$ 188.64
Sewer	\$ 395.76
Combined	\$ 584.40
Percentage change from 2001	2.5%

Residential Sewer Rates:

Last adjusted: November 1, 2001
 Next adjustment scheduled: November 1, 2003
 Fund: Enterprise

Base charge per bill (per month)	\$ 2.60
First 2000 gallons	\$ 2.10/000 gals.
Over 2000 gallons	\$ 4.76/"
Based on winter average	

Columbus, Ohio

Residential Water Rates:

Last adjusted: January 1, 1999
 Next adjustment scheduled: January 1, 2003
 Fund: Enterprise

Base charge per bill (5/8" meter)	\$ 3.16
First 1,500 CF/month	\$ 1.212/HCF
Next 23,500 CF/month	\$ 1.046 "
Next 175,000 CF/month	\$ 0.811 "
Next 800,000 CF/month	\$ 0.774 "
Next 1,000,000 CF/month	\$ 0.693 "
balance/month	\$ 0.682 "

Billing Frequency: Quarterly

Annual cost per 120 HCF (≈ 90,000 gallons):

Water	\$ 173.40
Sewer	\$ 228.60
Combined	\$ 402.00
Percentage change from 2001	0.0%

Residential Sewer Rates:

Last adjusted: January 1, 1997
 Next adjustment scheduled: January 1, 2003
 Fund: Enterprise

Base charge per bill	\$ 5.94
All units	\$ 1.707/HCF
Based on 100% of water usage.	

Dallas, Texas

Residential Water Rates:

Last adjusted: October 1, 2002
 Next adjustment scheduled: n/a
 Fund: Enterprise

Base charge/bill (5/8" meter)	\$ 2.45
First 4,000 gals.	\$ 1.08/000 gals.
4,001 - 10,000 gals.	\$ 1.76 "
10,001 - 15,000 gals.	\$ 2.30 "
Over 15,000 gals.	\$ 3.04 "

Residential Sewer Rates:

Last adjusted: October 1, 2002
 Next adjustment scheduled: n/a
 Fund: Enterprise

Base charge/bill	\$ 2.50
All units	\$ 2.82/000 gals.

Based on the annually adjusted average water consumed during the winter months of December, January, February and March. 40,000-gallon maximum or actual consumption rate per month, whichever is less. Winter monthly average consumption for prior year: 6,900 gallons.

Billing Frequency: Monthly

Annual cost per 120 HCF (\approx 90,000 gallons):

Water	\$ 155.16
Sewer	\$ 263.50
Combined	\$ 418.66
Percentage change from 2001	-3.5%

The 2001 water and sewer rates for Dallas have been updated in Appendix A for the period October 1, 2001-September 30, 2002. The 2001 annual household charges cited in Appendix A are \$163.38 for water and \$270.35 for sewer, based on a winter monthly average of 6,700 gallons. The water and sewer rates referenced above are effective as of October 1, 2002.

Detroit, Michigan

Residential Water Rates:

Last adjusted: August 1, 2002
 Next adjustment scheduled: August 1, 2003
 Fund: Enterprise

Monthly charge (5/8" meter)	\$ 2.29
First 3,000 CF	\$ 1.069/HCF
Next 30,000 CF	\$ 0.976 "
Over 33,000 CF	\$ 0.878 "

Residential Sewer Rates:

Last adjusted: August 1, 2002
 Next adjustment scheduled: August 1, 2003
 Fund: Enterprise

Base charge/bill (Quarterly)	\$ 6.29
Drainage chg. (5/8" meter)/month	\$ 5.67
All units	\$ 1.49/HCF

Based on 100% of water usage.

Billing Frequency: Residential: Quarterly. Commercial: Monthly.

Annual cost per 120 HCF (\approx 90,000 gallons):

Water	\$ 155.76
Sewer	\$ 272.00
Combined	\$ 427.76
Percentage change from 2001	13.4%

Fort Worth, Texas

Residential Water Rates:

Last adjusted: January 1, 2002
 Next adjustment scheduled: January 1, 2003
 Fund: Enterprise

Base charge/bill (5/8" meter) \$ 4.50
 First 4,000 CF \$ 1.58/HCF
 Over 4,000 CF \$ 1.82 "

Billing Frequency: Monthly

Annual cost per 120 HCF (≈ 90,000 gallons):

Water	\$ 243.60
Sewer	\$ 296.40
Combined	\$ 540.00
Percentage change from 2001	5.6%

Residential Sewer Rates:

Last adjusted: January 1, 2002
 Next adjustment scheduled: January 1, 2003
 Fund: Enterprise

Base charge per bill \$ 4.50
 All units \$ 2.02/HCF
 Based on individual customer's average monthly usage during the preceding months of December, January and February. In no event shall the volume used to compute this monthly charge exceed 1,500 cubic feet.

Honolulu, Hawaii

Residential Water Rates:

Last adjusted: November 1, 2002
 Next adjustment scheduled: July 1, 2003
 Fund: Enterprise

Base charge per bill \$ 3.70
 First 13,000 gals/month \$ 1.77/000 gals.
 13,001 - 30,000 gals/month \$ 2.12 "
 Over 30,000 gals/month \$ 3.18 "

Billing Frequency: Bi-Monthly

Annual cost per 120 HCF (≈ 90,000 gallons):

Water	\$ 181.50
Sewer	\$ 355.03
Combined	\$ 536.53
Percentage change from 2001	0.0%

Residential Sewer Rates:

Last adjusted: July 1, 1993
 Next adjustment scheduled: n/a
 Fund: Enterprise

Base charge per month includes:
 First 2,000 gals/month \$24.85
 Over 2,000 gals/month \$ 1.05/000 gals.
 Based on 82% of water usage after first 2,000 gals/month.

Houston, Texas

Residential Water Rates:

Last adjusted: March 30, 1993
 Next adjustment scheduled: n/a
 Fund: Enterprise

Base charge/bill (5/8" meter)

0 - 3,000 gals/month	\$ 2.95
at 4,000 gals/month	\$12.82
at 5,000 gals/month	\$15.13
at 6,000 gals/month	\$18.11
6,000 - 12,000 gals/month	\$ 2.36/000 gals.
Over 12,000 gals/month	\$ 4.30/000 gals.

Residential Sewer Rates:

Effective: March 30, 1993
 Next adjustment scheduled: n/a
 Fund: Enterprise

Base charge per bill includes:

0 - 3,000 gals/month	\$ 5.55
at 4,000 gals/month	\$ 11.80
at 5,000 gals/month	\$ 14.75
at 6,000 gals/month	\$ 18.42
Over 6,000 gals/month	\$ 3.07/000 gals.

Based on 100% of water usage.

Billing Frequency: Monthly

Annual cost per 120 HCF (\approx 90,000 gallons):

Water	\$ 259.80
Sewer	\$ 276.30
Combined	\$ 536.10
Percentage change from 2001	0.0%

Indianapolis, Indiana

Residential Water Rates:

Last adjusted: January 10, 2001
 Next adjustment scheduled: n/a
 Fund: General

Base charge/bill (5/8" meter) \$ 7.55

First 1,500 CF	\$ 1.30/HCF
Next 18,500 CF	\$ 1.27 "
Next 80,000 CF	\$ 1.20 "
Next 400,000 CF	\$ 0.82 "
Over 500,000 CF	\$ 0.59 "

Billing Frequency: Monthly

Annual cost per 120 HCF (\approx 90,000 gallons):

Water	\$ 246.60
Sewer	\$ 144.56
Combined	\$ 391.16
Percentage change from 2001	0.0%

Residential Sewer Rates:

Last adjusted: June 2001
 Next adjustment scheduled: n/a
 Fund: General

Base charge per bill \$ 2.03

All units	\$ 1.0017/HCF
-----------	---------------

Based on individual customer's average water usage during the preceding months of October through April.

Jacksonville, Florida

Residential Water Rates:

Last adjusted: May, 1996
 Next adjustment scheduled: n/a
 Fund: Enterprise

Base charge/bill (5/8" meter) \$ 8.45
 1 - 15 HCF \$ 0.58/HCF
 16 - 30 HCF \$ 0.73 "
 Over 30 HCF \$ 0.96 "

Billing Frequency: Monthly

Annual cost per 120 HCF (≈ 90,000 gallons):

Water	\$ 188.10
Sewer	\$ 371.40
Combined	\$ 559.50
Percentage change from 2001	0.0%

Residential Sewer Rates:

Last adjusted: May, 1996
 Next adjustment scheduled: n/a
 Fund: Enterprise

Base charge/bill (5/8" meter) \$ 3.40
 All units \$ 2.90/HCF
 Residential sewer charges are based on actual water usage up to a maximum of 3,000 CF per month for October through March. April through September sewer charges are based on 90% of actual water usage.

A 10% Public Service Tax on water charges is included.

Los Angeles, California

Residential Water Rates:

Last adjusted: October 1, 2002
 Next adjustment scheduled: Quarterly
 Fund: Enterprise

November 1 through May 31
 0 - 22 HCF (average rate) \$ 2.08/HCF
 Over 22 HCF \$ 2.33 "

June 1 through October 31
 0 - 28 HCF (average rate) \$ 2.11/HCF
 Over 28 HCF \$ 2.98 "

Billing Frequency: Bi-Monthly

Annual cost per 120 HCF (≈ 90,000 gallons):

Water	\$ 251.34
Sewer	\$ 227.81
Combined	\$ 479.15
Percentage change from 2001	0.2%

Residential Sewer Rates:

Last adjusted: July 1, 1997
 Next adjustment scheduled: n/a
 Fund: Enterprise

All units \$ 2.26/HCF
 Dry Winter Compensation Factor is 84%

- The Los Angeles Department of Water and Power uses lot size, temperature zone and household size to determine the number of HCF each customer has at the first tier rate.
- The sewer charge per HCF remains unchanged from July 1, 1997, however, the Dry Winter Compensation Factor has changed from 89% to 84%.
- Residential sewer rates are based on the period with the minimum winter water used daily average times the dry winter compensation factor of 84%. Periods after July of each year have the calculated daily volume multiplied by the days in the period times \$2.26/HCF. A 10% Public Service Tax on water charges is included.

Milwaukee, Wisconsin

Residential Water Rates:

Last adjusted: June 1, 2002
 Next adjustment scheduled: n/a
 Fund: Enterprise

Base charge/bill (3/4" meter) \$14.45
 First 10,000 CF \$ 1.180/HCF
 Next 490,000 CF \$ 1.090 "
 Next 1,500,000 CF \$ 0.680 "
 Over 2,000,000 CF \$ 0.630 "

Billing Frequency: Quarterly

Annual cost per 120 HCF (≈ 90,000 gallons):

Water	\$ 199.40
Sewer	\$ 209.87
Combined	\$ 409.27
Percentage change from 2001	12.9%

Residential Sewer Rates:

Last adjusted: February 1, 2002
 Next adjustment scheduled: n/a
 Fund: Enterprise

Service charge per bill \$ 9.76
 All units (Volume Charge) \$ 0.6500/HCF
 Sewer Maintenance Charge \$ 0.8329/HCF
 Based on 96% of water usage.

Commercial Water Rates:

Same as residential

Commercial Sewer Rates:

Same as Residential

New Orleans, Louisiana

Residential Water Rates:

Last adjusted: July 18, 2002
 Next adjustment scheduled: n/a
 Fund: n/a

Base charge/bill (5/8" meter) \$ 3.50
 0 - 20,000 gals. \$ 2.31/000 gals.
 20,001 - 1,000,000 gals. \$ 2.07 "
 Over 1,000,000 gals. \$ 1.59 "

Billing Frequency: Monthly

Annual cost per 120 HCF (≈ 90,000 gallons):

Water	\$ 249.90
Sewer	\$ 225.66
Combined	\$ 475.56
Percentage change from 2001	11.2%

Residential Sewer Rates:

Last adjusted: March 16, 2000
 Next adjustment scheduled: n/a
 Fund: n/a

Base charge per bill \$ 5.80
 All units \$ 2.04/000 gals.
 Based on 85% of water usage.

New York, New York

Residential Water Rates:

Effective: July 1, 2002
 Next adjustment scheduled: July 1, 2003
 Fund: Enterprise

All units \$ 1.44CF

Billing Frequency: Quarterly

Annual cost per 120 HCF (≈ 90,000 gallons):

Water	\$ 172.80
Sewer	\$ 274.75
Combined	\$ 447.55
Percentage change from 2001	6.7%

Residential Sewer Rates:

Effective: July 1, 2002
 Next adjustment scheduled: July 1, 2003
 Fund: Enterprise

All units \$ 2.29/HCF
 Based on 159% of water usage.

Newark, New Jersey

Residential Water Rates:

Last adjusted: February 1, 1998
 Next adjustment scheduled: n/a
 Fund: General

Base charge per bill includes:

First 300 CF	\$ 4.48/HCF
Next 33,000 CF	\$ 1.343/"
Next 133,300 CF	\$ 1.199 "
Over 166,600 CF	\$ 1.075 "

Billing Frequency: Monthly

Annual cost per 120 HCF (≈ 90,000 gallons):

Water	\$ 166.57
Sewer	\$ 184.32
Combined	\$ 350.89
Percentage change from 2001	0.0%

Residential Sewer Rates:

Last adjusted: January 1, 1994
 Next adjustment scheduled: n/a
 Fund: Enterprise

Base charge per bill includes:

First 600 CF	\$ 9.60
Over 600 CF	\$ 1.44/HCF

Based on 100% of water usage.

Philadelphia, Pennsylvania

Residential Water Rates:

Last adjusted: July 1, 2002
 Next adjustment scheduled: July 1, 2003
 Fund: Enterprise

Base charge/bill (5/8" meter) \$ 3.13
 First 2,000 CF \$ 1.517/HCF
 Next 98,000 CF \$ 1.202 "
 Next 1,900,000 CF \$ 1.070 "
 Over 2,000,000 CF \$ 0.800 "

Billing Frequency: Monthly

Annual cost per 120 HCF (≈ 90,000 gallons):

Water	\$ 219.60
Sewer	\$ 342.96
Combined	\$ 562.56
Percentage change from 2001	8.0%

Residential Sewer Rates:

Last adjusted: July 1, 2002
 Next adjustment scheduled: July 1, 2003
 Fund: Enterprise

Base charge/bill (5/8 " meter) \$ 14.91
 All units \$ 1.367/HCF
 Based on 100% of water usage.

Portland, Maine

Residential Water Rates:

Last adjusted: June 1, 2000
 Next adjustment scheduled: n/a
 Fund: Enterprise

Base charge per bill includes:
 First 100 CF \$ 7.00
 Next 2,900 CF \$ 1.76/HCF
 Next 7,000 CF \$ 1.27 "
 Next 40,000 CF \$ 0.94 "
 Over 50,000 CF \$ 0.65 "

Billing Frequency: Monthly

Annual cost per 120 HCF (≈ 90,000 gallons):

Water	\$ 274.08
Sewer	\$ 585.60
Combined	\$ 859.68
Percentage change from 2001	14.2%

Residential Sewer Rates:

Last adjusted: January 1, 2002
 Next adjustment scheduled: n/a
 Fund: Enterprise

Base charge per bill includes:
 First 200 CF \$ 9.76
 Over 200 CF \$ 4.88/HCF
 Based on 100% of water usage.

Providence, Rhode Island

Residential Water Rates:

Last adjusted: January 1, 2001
 Next adjustment scheduled: January 1, 2003
 Fund: Enterprise

Minimum/Base charge per bill \$ 10.00
 All Residential Units \$ 1.61/HCF
 Combined State Surcharge/HCF \$ 0.21842/HCF

Billing Frequency: Quarterly

Annual cost per 120 HCF (≈ 90,000 gallons):

Water	\$ 259.41
Sewer	\$ 236.24
Combined	\$ 495.65
Percentage change from 2001	11.2%

Residential Sewer Rates:

Last adjusted: June 6, 2002
 Next adjustment scheduled: n/a
 Fund: Enterprise

Annual Fixed Fee \$68.24
 All units \$ 1.40/HCF
 (Sewer costs based on service from the Narragansett Bay Commission Field's Point Wastewater Treatment Facility.)
 Based on 85% of water usage.

In Providence, water services are provided by the Providence Water Supply Board, while sewer services are managed by the Narragansett Bay Commission. The 2001 Survey should have cited the wastewater rate at 100% of water usage.

Saint Louis, Missouri

Residential Water Rates:

Last adjusted: July 1, 1996
 Next adjustment scheduled: n/a
 Fund: Enterprise

Base charge (5/8" meter) \$14.16
 First 25,000 CF \$ 1.05/HCF
 Next 1,975,000 CF \$ 0.82 "
 Over 2,000,000 CF \$ 0.62 "

Billing Frequency: Water: Quarterly. Sewer: Monthly.

Annual cost per 120 HCF (≈ 90,000 gallons):

Water	\$ 182.64
Sewer	\$ 195.72
Combined	\$ 378.36
Percentage change from 2001	0.0%

Residential Sewer Rates:

Last adjusted: October 1, 1997
 Next adjustment scheduled: n/a
 Fund: Special Revenue

Base charge per bill \$ 5.81
 All units \$ 1.05/HCF
 Based on 100% of water usage.

Saint Louis offers flat rates for domestic use based on such factors as the number of rooms and bathrooms within each residence. Utilization of the flat rate structure provides for unlimited water usage within each participating household. For the purposes of the MWRA Advisory Board Retail Rates Survey, charges are based upon the metered rates as specified within the City of Saint Louis Ordinance Number 63136.

Saint Paul, Minnesota

Residential Water Rates:

Last adjusted: January 1, 2002
 Next adjustment scheduled: January 1, 2003
 Fund: Enterprise

Winter - December to May:
 First 100,000 CF/Month \$ 1.44/HCF
 Over 100,000 CF/Month \$ 1.34 "

Summer - June to November:
 First 100,000 CF/Month \$ 1.54/HCF
 Over 100,000 CF/Month \$ 1.34 "

An annual testing charge of \$5.21 per household goes to the Minnesota Department of Health for testing public water supplies, as required by the Federal Safe Drinking Water Act.

Billing Frequency: Quarterly

Annual cost per 120 HCF (≈ 90,000 gallons):

Water	\$ 184.01
Sewer	\$ 290.40
Combined	\$ 474.41
Percentage change from 2001	1.0%

Residential Sewer Rates:

Last adjusted: January 1, 2002
 Next adjustment scheduled: January 1, 2003
 Fund: Enterprise

First 100,000 CF \$ 2.42/HCF
 Next 400,000 CF \$ 2.39 "
 Over 500,000 CF \$ 2.33 "
 Minimum charge of \$7.20 for 3/4" meters.
 Based on 100% of water usage.

San Antonio, Texas

Residential Water Rates:

Last adjusted: December 1, 1999
 Next adjustment scheduled: 2004
 Fund: Enterprise

Base charge/bill (5/8" meter) \$ 5.61
 Water Supply Fee \$ 0.0858/100 gals.
 Winter - November through June
 First 7,481 gals. \$ 0.722/000 gals.
 Next 5,236 gals. \$ 1.038 "
 Next 4,488 gals. \$ 1.288 "
 Over 17,205 gals. \$ 2.703 "

Summer - July through October
 First 7,481 gals. \$ 0.722/000 gals.
 Next 5,236 gals. \$ 1.128 "
 Next 4,488 gals. \$ 1.388 "
 Over 17,205 gals. \$ 3.490 "

Billing Frequency: Monthly

Annual cost per 120 HCF (≈ 90,000 gallons):

Water	\$ 209.16
Sewer	\$ 178.00
Combined	\$ 387.16
Percentage change from 2001	13.1%

Residential Sewer Rates:

Last adjusted: September 1, 1994
 Next adjustment scheduled: 2004
 Fund: Enterprise

First 1,496 gals. \$ 5.70
 Over 1,496 gals. \$ 1.526/000 gals.

Computed on the basis of average water usage for 90 days during the period beginning November 15 and ending March 15 of each year.

New customers or customers moving from one location to another who would not have a winter record of water usage are billed an Unaveraged Residential Charge of \$15.97 per month.

San Diego, California

Residential Water Rates:

Last adjusted: July 1, 2002
 Next adjustment scheduled: July 1, 2003
 Fund: Enterprise

Base charge/bill (1" meter) \$ 21.36
 0 -14 HCF \$ 1.338/HCF
 15-28 HCF \$ 1.703 "
 Over 28 HCF \$ 1.880 "

Billing Frequency: Bi-monthly

Annual cost per 120 HCF (≈ 90,000 gallons):

Water	\$ 301.86
Sewer (1)	\$ 482.88
Combined	\$ 784.74
Percentage change from 2001	4.2%

Residential Sewer Rates:

Effective: March 20, 2002
 Next adjustment scheduled: n/a
 Fund: Enterprise

Base charge per bill \$ 18.86
 All units \$ 3.0812/HCF
 Based on 60 day winter usage.
 Storm drain \$ 1.90
 Sewer cap charge per bill \$ 80.48

(1) Single Family Dwelling Customers who were not occupants for at least half of the previous winter (December 2001 through March 2002) will be billed at least the following Single Family Dwelling "Average Fee":

Sewer Base Fee	\$ 18.86
Sewer Charge	<u>\$ 45.24</u>
Total	\$ 64.10/Bi-monthly

- ◆ The Water Base Fee in the 2001 Rates Survey should have been cited as \$19.26. The 2001 water rate usage charges have also been updated and subsequently adjusted (see Appendix A).
- ◆ The 2002 sewer rate is based on a sewer cap charge per bill of \$80.48, or a 2002 annual charge of \$482.88 (\$80.48X 6).

San Francisco, California

Residential Water Rates:

Effective: July 1, 2002
 Next adjustment scheduled: July 1, 2003
 Fund: Enterprise

Base charge/bill (5/8" meter) \$ 8.00
 All units \$ 1.49/HCF

Billing Frequency: Bi-monthly

Annual cost per 120 HCF (≈ 90,000 gallons):

Water	\$ 226.80
Sewer	\$ 473.05
Combined	\$ 699.85
Percentage change from 2001	2.6%

Residential Sewer Rates:

Effective: July 1, 1996
 Next adjustment scheduled: n/a
 Fund: Enterprise

First 300 CF \$ 1.8623/HCF
 Over 300 CF \$ 4.8334 "
 Based on 90% of water usage.

Local Proposition H freezes sewer rates until 2006, except for increases required to pay the debt service on voter approved bonds.

San Jose, California

Residential Water Rates:

Effective: July 1, 2002
 Next adjustment scheduled: n/a
 Fund: n/a

Base charge/bill (5/8" meter) \$ 8.87
 Water Quality Memo Surcharge \$ 0.0073/HCF
 Catastrophic Events Memorandum
 Surcharge \$ 0.0034/HCF
 All units \$ 1.6504/HCF

Residential Sewer Rates:

Effective: July 1, 1999
 Next adjustment scheduled: n/a
 Fund: n/a

Flat rate \$ 18.96
 Storm drain charge \$ 3.50
 Monthly charges for a Single Family
 Residences include the storm drain charge.

Billing Frequency: Water: Bi-Monthly. Sewer: Monthly

Annual cost per 120 HCF (≈ 90,000 gallons):

Water	\$ 305.77
Sewer	\$ 269.52 (includes storm drain charge)
Combined	\$ 575.29
Percentage change from 2001	9.1%

- Rates cited for San Jose are provided by the San Jose Water Company (water) and the City of San Jose (sewer).
- The San Jose Storm Drain Charge was adjusted from \$3.95 to \$3.37 in 1999. This rate remained in effect through 2001. The 2001 Sewer Charge has been subsequently adjusted (see Appendix A).

Seattle, Washington

Residential Water Rates:

Last adjusted: September 16, 2002
 Next adjustment scheduled: n/a
 Fund: Enterprise

Base chg/month (3/4" & less) \$ 6.35
 Winter - September 16 through May 15
 All units \$ 2.35/HCF

Summer - May 16 through September 15
 First 500 CF/Month \$ 2.75/HCF
 501 - 1,800 CF/Month \$ 3.20 "
 Over 1,800 CF/Month \$ 8.55 "

Billing Frequency: Bi-monthly

Annual cost per 120 HCF (≈ 90,000 gallons):

Water	\$ 340.70
Sewer	\$ 622.80
Combined	\$ 963.50
Percentage change from 2001	12.2%

Residential Sewer Rates:

Last adjusted: January 1, 2002
 Next adjustment scheduled: January 1, 2003
 Fund: Enterprise

All units \$ 5.19/HCF
 Based on 100% of winter water consumption.

Washington, District of Columbia

Residential Water Rates:

Last adjusted: October 1, 2002
 Next adjustment scheduled: n/a
 Fund: Enterprise

Meter Fee (5/8") \$ 2.01/MONTHLY
 All units \$ 1.69/HCF
 Right of Way Rate (40% water) \$ 0.36 "

Residential Sewer Rates:

Last adjusted: October 1, 2002
 Next adjustment scheduled: n/a
 Fund: Enterprise

All units \$ 2.57/HCF
 Right of Way Rate (60% sewer) \$ 0.36 "
 DC Govt. Stormwater Fee \$ 1.75/QTR
 Based on 100% of water usage.

Billing Frequency: Quarterly

Annual cost per 120 HCF (≈ 90,000 gallons):

Water	\$ 244.20
Sewer	\$ 341.32
Combined	\$ 585.52
Percentage change from 2001	8.5%

This page intentionally left blank.

APPENDIX A

2001 WATER & SEWER RETAIL RATE INFORMATION

NOTE: Some of the 2001 rates have been adjusted to account for updated rate structure data. These changes are cited in separate text boxes within the community pages of the document.

COMBINED ANNUAL WATER AND SEWER CHARGES IN MWRA COMMUNITIES				
2001				
<i>(Charges include MWRA, Community and alternatively supplied services)</i>				
	Water	Sewer	Combined	Change
Arlington (W/S)	\$261.80	\$240.00	\$501.80	0.0%
Ashland (S)	294.00	678.00	972.00	9.8%
Bedford (S/partial W)	331.00	509.00	840.00	4.5%
Belmont (W/S)	462.52	726.20	1,188.72	10.9%
Boston (W/S)	239.09	411.01	650.10	0.0%
Braintree (S)	248.00	512.00	760.00	0.0%
Brookline (W/S)	408.00	492.00	900.00	4.2%
Burlington (S)	102.90	261.20	364.10	0.0%
Cambridge (S/partial W)	283.20	500.40	783.60	10.1%
Canton (S/partial W)	246.00	516.80	762.80	3.8%
Chelsea (W/S)	240.00	483.60	723.60	0.0%
Chicopee (W)	224.00	234.25	458.25	0.0%
Clinton (W/S)	87.60	65.70	153.30	0.0%
Dedham (S)	478.44	646.80	1,125.24	1.6%
Everett (W/S)	156.00	426.00	582.00	0.0%
Framingham (W/S)	240.00	356.40	596.40	4.2%
Hingham (S)	761.76	696.00	1,457.76	6.2%
Holbrook (S)	168.00	384.00	552.00	0.0%
Leominster (partial W)	168.00	144.00	312.00	-2.3%
Lexington (W/S)	334.80	726.80	1,061.60	4.0%
Lynn (partial W)	265.30	435.70	701.01	-1.0%
Malden (W/S)	207.20	383.60	590.80	5.3%
Marblehead (W)	294.00	507.00	801.00	6.1%
Marlborough (partial W)	328.80	282.00	610.80	0.0%
Medford (W/S)	301.39	576.13	877.53	0.1%
Melrose (W/S)	259.20	519.48	778.68	4.8%
Milton (W/S)	350.40	793.92	1,144.32	5.8%
Nahant (W)	614.40	578.40	1,192.80	0.0%
Natick (S)	201.40	733.80	935.20	6.9%
Needham (S/partial W)	215.28	731.40	946.68	7.5%
Newton (W/S)	272.80	552.80	825.60	0.9%
Northborough (partial W)	249.00	325.00	574.00	0.0%
Norwood (W/S)	237.60	459.36	696.96	5.7%
Peabody (partial W)	227.40	303.60	531.00	0.0%
Quincy (W/S)	241.20	464.52	705.72	7.5%
Randolph (S)	186.00	384.60	570.60	2.1%
Reading (S)	439.20	618.00	1,057.20	-2.4%
Revere (W/S)	180.00	454.80	634.80	7.7%
Saugus (W)	173.40	156.00	329.40	10.9%
Somerville (W/S)	294.00	458.40	752.40	7.5%
Stoneham (W/S)	330.00	726.00	1,056.00	6.7%
Stoughton (S)	264.52	825.60	1,090.12	0.0%
Swampscott (W)	372.00	288.00	660.00	10.7%
Wakefield (S/partial W)	312.00	704.00	1,016.00	5.0%
Walpole (S)	313.68	466.37	780.05	3.7%
Waltham (W/S)	203.64	418.56	622.20	4.8%
Watertown (W/S)	217.10	481.20	698.30	6.0%
Wellesley (S/partial W)	283.80	546.00	829.80	2.5%
Westwood (S)	478.44	633.00	1,111.44	5.6%
Weymouth (S)	297.92	669.20	967.12	0.0%
Wilbraham (W)	228.00	315.60	543.60	1.1%
Wilmington (S)	295.20	256.80	552.00	9.5%
Winchester (S/partial W)	199.80	250.80	450.60	0.0%
Winthrop (W/S)	306.00	556.80	862.80	0.0%
Woburn (S/partial W)	136.00	234.00	370.00	0.0%
Worcester (partial W)	250.80	170.88	421.68	5.8%
AVERAGE	\$281.46	\$469.13	\$750.60	3.6%

*The following communities do not provide municipal sewer services and are therefore not listed:
Lynnfield Water District, South Hadley Fire District #1, Southborough and Weston.
Arlington and Winchester utilize the debt service exclusion as permitted under General Law 59 Section 21C(n).

**ANNUAL WATER AND SEWER CHARGES IN
COMMUNITIES RECEIVING SERVICES FROM THE MWRA
2001**

	WATER	SEWER
Arlington (W/S)*	\$261.80	\$240.00
Ashland (S)	-	678.00
Bedford (S/partial W)	331.00	509.00
Belmont (W/S)	462.52	726.20
Boston (W/S)	239.09	411.01
Braintree (S)	-	512.00
Brookline (W/S)	408.00	492.00
Burlington (S)	-	261.20
Cambridge (S/partial W)	283.20	500.40
Canton (S/partial W)	246.00	516.80
Chelsea (W/S)	240.00	483.60
Chicopee (W)	224.00	-
Clinton (W/S)	87.60	65.70
Dedham (S)	-	646.80
Everett (W/S)	156.00	426.00
Framingham (W/S)	240.00	356.40
Hingham (S)	-	696.00
Holbrook (S)	-	384.00
Leominster (partial W)	168.00	-
Lexington (W/S)	334.80	726.80
Lynn (partial W)	265.30	-
Lynnfield (W)	264.00	-
Malden (W/S)	207.20	383.60
Marblehead (W)	294.00	-
Marlborough (partial W)	328.80	-
Medford (W/S)	301.39	576.13
Melrose (W/S)	259.20	519.48
Milton (W/S)	350.40	793.92
Nahant (W)	614.40	-
Natick (S)	-	733.80
Needham (S/partial W)	215.28	731.40
Newton (W/S)	272.80	552.80
Northborough (partial W)	249.00	-
Norwood (W/S)	237.60	459.36
Peabody (partial W)	227.40	-
Quincy (W/S)	241.20	464.52
Randolph (S)	-	384.60
Reading (S)	-	618.00
Revere (W/S)	180.00	454.80
Saugus (W)	173.40	-
Somerville (W/S)	294.00	458.40
South Hadley (W)	348.80	-
Southborough (W)	261.60	-
Stoneham (W/S)	330.00	726.00
Stoughton (S)	-	825.60
Swampscott (W)	372.00	-
Wakefield (S/partial W)	312.00	704.00
Walpole (S)	-	466.37
Waltham (W/S)	203.64	418.56
Watertown (W/S)	217.10	481.20
Wellesley (S/partial W)	283.80	546.00
Weston (W)	142.70	-
Westwood (S)	-	633.00
Weymouth (S)	-	669.20
Wilbraham (W)	228.00	-
Wilmington (S)	-	256.80
Winchester (S/partial W)*	199.80	250.80
Winthrop (W/S)	306.00	556.80
Woburn (S/partial W)	136.00	234.00
Worcester (partial W)	250.80	-
AVERAGE	\$266.30	\$512.07

Water and Sewer Charges are based on an annual water consumption of 12,000 cubic feet (approximately 90,000 gallons).

*Arlington and Winchester utilize the debt service exclusion as permitted under General Law 59 Section 21C(n).

COMPARATIVE ANNUAL RESIDENTIAL WATER AND SEWER CHARGES FOR SELECTED NON-MWRA COMMUNITIES IN MASSACHUSETTS 2001			
	Water	Sewer	Combined
Abington	\$348.00	\$298.00	\$646.00
Agawam	151.40	180.36	331.76
Ayer	180.00	300.00	480.00
Beverly	229.20	460.80	690.00
Brockton	227.00	223.80	450.80
Fairhaven	201.60	492.00	693.60
Fall River	115.20	249.60	364.80
Fitchburg	236.00	102.00	338.00
Gloucester	373.50	374.40	747.90
Haverhill	207.60	256.80	464.40
Holyoke	252.00	175.50	427.50
Hudson	256.80	218.40	475.20
Lawrence	162.00	168.00	330.00
Lowell	142.80	218.28	361.08
Medfield	179.00	249.75	428.75
New Bedford	133.42	424.00	557.42
Salem	193.20	403.20	596.40
Springfield	124.80	155.60	280.40
Tewksbury	337.50	252.00	589.50

COMPARATIVE ANNUAL RESIDENTIAL WATER & SEWER CHARGES FOR MAJOR U.S. CITIES 2001			
	Water	Sewer	Combined
Austin, TX	\$188.76	\$381.30	\$570.06
Boston, MA	239.09	411.01	650.10
Columbus, OH	173.40	228.60	402.00
Dallas, TX	163.38	270.35	433.73
Detroit, MI	137.76	239.32	377.08
Fort Worth, TX	234.00	277.20	511.20
Honolulu, HI	181.50	355.03	536.53
Houston, TX	259.80	276.30	536.10
Indianapolis, IN	246.60	144.56	391.16
Jacksonville, FL	188.10	371.40	559.50
Los Angeles, CA	237.00	241.37	478.37
Milwaukee, WI	180.76	181.85	362.61
MWRA Service Area	281.46	469.13	750.60
New Orleans, LA	222.60	204.90	427.50
New York, NY	162.00	257.58	419.58
Newark, NJ	166.57	184.32	350.89
Philadelphia, PA	178.20	342.60	520.80
Portland, ME	274.08	478.80	752.88
Providence, RI	256.45	189.08	445.53
Saint Louis, MO	182.64	195.72	378.36
Saint Paul, MN	179.21	290.40	469.61
San Antonio, TX	164.30	178.00	342.30
San Diego, CA	282.36	471.00	753.36
San Francisco, CA	208.80	473.05	681.85
San Jose, CA	259.20	267.96	527.16
Seattle, WA	319.80	538.80	858.60
Washington, DC	214.32	325.20	539.52
AVERAGE	\$214.15	\$305.36	\$519.52

APPENDIX B

SECOND METER INFORMATION AND GLOSSARY

SECOND METER INFORMATION:

	Number	Percent
MWRA or partially supplied communities utilizing second meters to adjust water bills	YES: 37	YES: 58.3%
	NO: 23	NO: 41.7%

GLOSSARY:

All of the information cited below is taken directly from *Massachusetts Water Resources Authority Technical Assistance Program: Municipal Water and Sewer Rate Making, A Guide for Local Officials*. May, 1989.

DEBT EXCLUSION

A referendum to increase the levy limit by the amount of principal and interest payable each year on specific long-term bonds issued by a community; this exclusion remains in effect for the life of the debt only.

WATER AND SEWER WHOLESALE CHARGES

Within the MWRA service area, these are the charges which are made by the MWRA to each community for the total amount of water and/or sewer treatment service which is provided to that community for a fiscal year; MWRA wholesale charges constitute one component of each community's total water and sewer service costs.

WATER AND SEWER RETAIL CHARGES

User charges which are billed to specific properties by a municipality or public utility for the provision of water and sewer service; these charges are generally billed periodically during the year and are generally based on the metered flow of water into each property; also known as "retail rates".

GENERAL FUND - 13 water, 14 sewer (full and partial MWRA communities)

General fund accounting for water and sewer operations is typically the most understood accounting support alternative. This option does not require adoption of any legislation. Essentially, water and sewer expenditure and revenue accounts exist with the general fund along with other community financial activity. No segregation of utility costs and revenues is provided for. General fund accounting is on the budgetary (cash) basis and period-end or year-end reporting is on the modified accrual basis.

SPECIAL REVENUE FUND - 9 water, 8 sewer (full and partial MWRA communities)

A special revenue fund is defined as "a fund used to account for the proceeds of specific revenue sources (other than expendable trusts or major capital projects) that are legally restricted to expenditure for specified purposes".

Special revenue fund accounting provides for segregation of water/sewer costs and revenues from other municipal financial activity.

Like the general fund, special revenue fund accounting is on the budgetary (cash) basis and financial reporting is on the modified accrual basis.

ENTERPRISE FUND - 36 water, 34 sewer (full and partial MWRA Communities)

A fund established to account for operations financed and operated in a manner similar to private business enterprises. In this instance the governing body intends that costs (expenses, including depreciation) of providing goods or services to the general public on a continuing basis be recovered primarily through user charges.

A fund established because the governing body has decided that periodic determination of revenues earned, expenses incurred and/or net income is appropriate for capital maintenance, public policy management control, accountability or other purposes.

Like special revenue funds, enterprise funds allow communities to separately account for the expenditures and revenues of their water/sewer operations. Similarly, this segregated accounting provides enhanced information regarding the results of operations and facilitates rate setting and rate analyses. A community may elect to adopt enterprise fund(s) through city council or town meeting vote. Each enterprise fund must be adopted individually.

Enterprise fund accounting is generally the most complex of the accounting alternatives. Its accounting may be on the accrual basis or budgetary (cash) basis. Reporting, however, should be on the accrual basis. Accordingly, if accounting is on the budgetary basis, year-end accrual adjustments will be required to attain accrual basis reporting. These year-end accrual adjustments will generally include:

- Fixed asset capitalization and related depreciation
- Pension liabilities
- Sick, vacation and other compensated absences
- Revenue
- Contributed capital
- Other year-end accruals

This page intentionally left blank.

APPENDIX C

2001 AND 2002 WATER & SEWER RETAIL RATES BASED ON COMMUNITY WATER USE DATA

Prorated 2001 and 2002 Water and Sewer Retail Rates Based Upon Prior Calendar Year Water Use

The table below provides a comparative assessment of actual costs for water and sewer retail rate customers. The charges are prorated based on 2000 United States Census information and domestic water usage by community, provided by local water departments to the Massachusetts Department of Environmental Protection. The Advisory Board's intent is to provide a balanced contrast to the 120 Hundred Cubic Feet (HCF), or 90,000 gallons, figure cited in the main text of the document. The charges below are calculated by: 1) Determining the average water use per household in each community - Domestic Water Use per Community (DEP data)/2000 United States Census # of Households per Community. 2) Adjusting the Gallons Per Household to HCF - Gallons Per Household X 1.337. 3) Calculating the average retail rate by applying the estimated water use in HCF per household figure from the prior calendar year to each unique community retail rate structure as reflected in the Advisory Board Annual Water & Sewer Retail Rate Surveys.

Community	Average 2000 Water Use Per Household in Hundred Cubic Feet	Water Charge Based On Average 2000 Water Use Per Household and 2001 AB Rates Survey Data	Sewer Charge Based On Average 2000 Water Use Per Household and 2001 AB Rates Survey Data	Combined 2001 Water & Sewer Charge	Average 2001 Water Use Per Household in Hundred Cubic Feet	Water Charge Based On Average 2001 Water Use Per Household and 2002 AB Rates Survey Data	Sewer Charge Based On Average 2001 Water Use Per Household and 2002 AB Rates Survey Data	Combined 2002 Water & Sewer Charge
Arlington (W/S) (1)	83.6	\$193	\$167	\$360	82.2	\$190	\$164	\$354
Ashland (S) (6)	86.9	218	484	\$702	85.8	215	578	\$793
Bedford (W/S) (6,12)	108.7	287	454	\$740	104.9	281	435	\$716
Belmont (W/S) (6,13)	111.2	432	657	\$1,089	114.2	464	722	\$1,186
Boston (W/S) (6)	65.9	131	225	\$356	66.2	164	226	\$390
Braintree (S)	78.2	173	345	\$518	81.9	179	360	\$539
Brookline (W/S) (6)	84.5	287	346	\$634	82.4	301	375	\$675
Burlington (S) (6)	79.4	61	142	\$203	84.8	92	127	\$219
Cambridge (S/partial W) (6)	60.7	143	253	\$396	63.9	162	297	\$459
Canton (S/partial W)	92.8	166	391	\$557	98.7	183	419	\$602
Chelsea (W/S) (6)	81.4	163	328	\$491	86.6	184	374	\$558
Chicopee (W) (5,6)	84.2	160	176	\$336	79.4	151	168	\$319
Clinton (W) (5)	80.4	59	66	\$124	81.7	142	107	\$249
Dedham (S) (6)	75.4	318	406	\$724	81.0	338	512	\$850
Everett (W/S) (3,6)	76.3	99	271	\$370	76.9	100	273	\$373
Framingham (W/S) (6,14)	99.7	199	299	\$498	101.2	215	308	\$522
Holbrook (S) (11)	77.4	108	248	\$356	77.4	180	248	\$428
Leominster (partial W) (6)	62.6	79	150	\$229	70.1	110	95	\$205
Lexington (W/S) (6)	100.2	265	573	\$838	95.1	256	534	\$790
Lynn (partial W) (6)	77.3	171	281	\$452	79.9	178	304	\$482
Lynnfield (W) (4,8)	101.2	226	NA	NA	107.0	251	0	NA
Malden (W/S)	65.9	100	173	\$273	67.1	105	182	\$287
Marblehead (W) (6)	85.7	218	366	\$585	92.8	239	396	\$634
Marlborough (partial W) (6)	74.0	203	174	\$377	76.1	215	213	\$428
Medford (W/S)	66.8	168	321	\$489	75.2	247	368	\$615
Melrose (W/S) (5)	64.0	138	277	\$415	69.7	179	320	\$499
Milton (W/S) (6)	111.9	325	731	\$1,055	108.8	324	714	\$1,038
Nahant (W) (6)	84.9	435	409	\$844	94.5	520	614	\$1,134
Natick (S) (6,10)	97.9	145	582	\$727	102.4	166	648	\$814
Needham (S/partial W) (6)	98.5	172	590	\$763	103.8	199	625	\$823
Newton (W/S) (10)	113.4	256	518	\$774	118.4	290	522	\$812
Northborough (partial W)	66.5	136	178	\$314	70.9	150	190	\$340
Norwood (W/S) (5,6)	99.0	188	354	\$542	97.7	199	338	\$537
Peabody (partial W) (6)	89.4	167	223	\$390	85.0	158	211	\$369
Quincy (W/S) (5,6)	58.9	118	228	\$347	61.3	132	243	\$375
Randolph (S) (10,16)	79.1	123	235	\$357	76.0	125	226	\$351

Community	Average 2000 Water Use Per Household in Hundred Cubic Feet	Water Charge Based On Average 2000 Water Use Per Household and 2001 AB Rates Survey Data	Sewer Charge Based On Average 2000 Water Use Per Household and 2001 AB Rates Survey Data	Combined 2001 Water & Sewer Charge	Average 2001 Water Use Per Household in Hundred Cubic Feet	Water Charge Based On Average 2001 Water Use Per Household and 2002 AB Rates Survey Data	Sewer Charge Based On Average 2001 Water Use Per Household and 2002 AB Rates Survey Data	Combined 2002 Water & Sewer Charge
Reading (S)	71.5	262	368	\$630	80.6	302	426	\$728
Revere (W/S) (6)	75.2	113	285	\$398	86.7	170	363	\$533
Saugus (W) (6)	104.7	110	135	\$244	96.6	198	166	\$364
Somerville (W/S) (2)	72.2	177	276	\$452	74.8	190	296	\$486
South Hadley (W) (8,9)	105.9	310	NA	NA	118.3	344	NA	NA
Southborough (W) (8)	165.4	361	NA	NA	188.6	411	NA	NA
Stoneham (W/S) (6)	67.8	186	410	\$596	68.7	189	430	\$619
Stoughton (S/partial W) (10)	67.6	165	465	\$630	72.7	170	450	\$620
Swampscott (W) (6)	75.0	233	180	\$413	108.9	413	336	\$748
Wakefield (S/partial W)	105.0	282	626	\$908	90.6	258	578	\$836
Walpole (S) (5,6)	90.9	238	353	\$591	92.0	247	365	\$612
Waltham (W/S) (6)	98.6	163	336	\$499	102.3	198	351	\$549
Watertown (W/S) (6,10)	80.1	116	321	\$437	71.8	189	353	\$542
Wellesley (S/partial W) (6,15)	111.7	267	493	\$760	121.7	287	553	\$841
Weston (W) (8)	161.1	221	NA	NA	179.5	256	0	NA
Westwood (S) (6)	75.4	318	392	\$709	81.0	338	424	\$762
Weymouth (S)	66.2	168	352	\$520	66.5	169	353	\$522
Wilbraham (W)	71.8	136	189	\$325	93.1	177	245	\$422
Wilmington (S)	117.0	288	250	\$538	104.0	268	267	\$536
Winchester (S/partial W) (1)	114.6	186	233	\$418	123.6	229	282	\$511
Winthrop (W/S)	76.3	194	354	\$548	78.8	201	366	\$567

- (1) Arlington and Winchester utilize the debt service exclusion as permitted under General Law 59 Section 21C(n).
- (2) Residential water use for Somerville is estimated at 70% of total community water consumption.
- (3) 2000 data for Everett is based on an estimated residential water use of 55% of total water purchased from the MWRA.
- (4) Lynnfield Water District consists of 1,400 households.
- (5) Communities offer discounted sewer rates based upon a percentage of water usage to adjust sewer bills.
- (6) Communities allow for the use of second water meters to adjust sewer bills.
- (7) Water use data for Hingham, Woburn and Worcester is unavailable.
- (8) The following communities do not provide municipal sewer services: Lynnfield Water District, South Hadley Fire District #1, Southborough and Weston.
- (9) The 2000 per household information has been recalculated for South Hadley Fire District #1 based on the estimated number of households served in Fire District #1 (4,100).
- (10) The 2000 average water use per household information for Natick, Newton, Randolph, Stoughton and Watertown have been revised. The combined 2001 Water and Sewer charges for these communities have been subsequently adjusted.
- (11) Holbrook water use in 2000 and 2001 is identical. Updated water use information is unavailable as the result of a ongoing community-wide meter replacement program.
- (12) The revised Bedford 2000 average water charge per household is \$287.
- (13) The revised Belmont 2000 average sewer charge per household is \$657.
- (14) The revised Framingham 2000 average sewer charge is \$299.
- (15) The revised Wellesley 2000 average sewer charge is \$493.

This page intentionally left blank.

APPENDIX D

FINAL MWRA FISCAL YEAR 2003 BILLABLE WATER AND SEWER CHARGES

**MASSACHUSETTS WATER RESOURCES AUTHORITY
FINAL FY03 BILLABLE WATER AND SEWER CHARGES**

MWRA Customer	FY03 Water Assessment	% Change from FY02	FY03 Sewer Assessment	% Change from FY02	FY03 Combined Assessment	% Change from FY02
ARLINGTON	\$2,333,161	4.4%	\$5,381,217	-0.1%	\$7,714,378	1.2%
ASHLAND	0	0.0%	1,188,540	12.6%	1,188,540	12.6%
BEDFORD	0	0.0%	2,187,398	-0.8%	2,187,398	-0.8%
BELMONT	1,341,050	6.2%	3,427,902	-3.9%	4,768,952	-1.2%
BOSTON	44,337,465	4.6%	80,555,654	3.0%	124,893,119	3.6%
BRAINTREE	0	0.0%	5,350,244	-1.7%	5,350,244	-1.7%
BROOKLINE	3,290,190	8.7%	8,662,745	1.3%	11,952,935	3.2%
BURLINGTON	0	0.0%	3,051,723	-1.3%	3,051,723	-1.3%
CAMBRIDGE	0	0.0%	14,759,427	4.4%	14,759,427	4.4%
CANTON	1,142,899	37.2%	2,750,081	-1.3%	3,892,980	7.6%
CHELSEA	1,824,014	12.8%	4,324,136	13.8%	6,148,150	13.5%
DEDHAM	0	0.0%	4,058,976	-5.0%	4,058,976	-5.0%
EVERETT	2,524,181	1.6%	5,295,056	6.2%	7,819,237	4.7%
FRAMINGHAM	4,330,749	7.4%	7,596,674	-0.1%	11,927,423	2.5%
HINGHAM	0	0.0%	1,039,483	0.9%	1,039,483	0.9%
HOLBROOK	0	0.0%	988,274	1.7%	988,274	1.7%
LEOMINSTER	0	0.0%	0	0.0%	0	0.0%
LEXINGTON	2,752,252	6.7%	4,532,144	-1.6%	7,284,396	1.4%
LYNN	169,946	3.3%	0	0.0%	169,946	4.8%
LYNNFIELD	251,195	5.9%	0	0.0%	251,195	5.9%
MALDEN	3,151,404	10.9%	7,532,137	4.1%	10,683,541	6.0%
MARBLEHEAD	1,072,868	12.5%	0	0.0%	1,072,868	12.5%
MEDFORD	2,919,251	10.9%	7,754,789	0.9%	10,674,040	3.5%
MELROSE	1,491,443	17.6%	3,617,211	0.9%	5,108,654	5.3%
MILTON	1,406,913	10.6%	3,735,915	-2.1%	5,142,828	1.1%
NAHANT	198,411	19.5%	0	0.0%	198,411	19.5%
NATICK	0	0.0%	3,389,609	-0.3%	3,389,609	-0.3%
NEEDHAM	716,533	353.8%	4,480,532	2.3%	5,197,065	14.6%
NEWTON	5,375,216	9.2%	13,436,297	-2.9%	18,811,513	0.3%
NORTHBOROUGH	155,098	35.3%	0	0.0%	155,098	71.8%
NORWOOD	1,759,903	9.0%	4,490,985	-3.3%	6,250,888	-0.1%
PEABODY	637,000	171.9%	0	0.0%	637,000	175.9%
QUINCY	5,037,614	3.1%	12,649,033	0.7%	17,686,647	1.4%
RANDOLPH	0	0.0%	3,708,612	-0.6%	3,708,612	-0.6%
READING	0	0.0%	2,722,931	-0.4%	2,722,931	-0.4%
REVERE	2,336,237	7.1%	6,227,296	4.7%	8,563,533	5.3%
SAUGUS	1,682,438	6.6%	0	0.0%	1,682,438	6.6%
SOMERVILLE	3,695,898	8.8%	9,982,464	-7.5%	13,678,362	-3.6%
STONEHAM	1,913,062	7.7%	3,302,450	-3.9%	5,215,512	0.0%
STOUGHTON	0	0.0%	3,053,684	-2.3%	3,053,684	-2.3%
SWAMPSCOTT	1,063,065	14.4%	0	0.0%	1,063,065	14.4%
WAKEFIELD	1,173,863	14.1%	3,986,807	1.0%	5,160,670	3.7%
WALPOLE	0	0.0%	2,272,094	-1.0%	2,272,094	-1.0%
WALTHAM	4,001,177	-1.9%	8,856,657	2.0%	12,857,834	0.7%
WATERTOWN	1,649,648	10.5%	4,064,470	2.1%	5,714,118	4.4%
WELLESLEY	454,507	147.4%	3,561,197	-0.1%	4,015,704	7.1%
WESTON	919,493	26.3%	0	0.0%	919,493	26.3%
WESTWOOD	0	0.0%	1,731,303	7.6%	1,731,303	7.6%
WEYMOUTH	0	0.0%	7,297,333	-1.9%	7,297,333	-1.9%
WILMINGTON	0	0.0%	1,631,782	4.7%	1,631,782	4.7%
WINCHESTER	581,058	5.2%	2,724,535	2.1%	3,305,593	2.6%
WINTHROP	810,077	9.0%	2,037,331	1.7%	2,847,408	3.7%
WOBURN	1,948,204	11.8%	7,089,742	3.7%	9,037,946	5.3%
TOTAL	\$110,447,484	7.9%	\$290,486,871	1.2%	\$400,934,355	2.9%

Note: Some communities receive partial water or sewer service from MWRA.

ADVISORY BOARD MEMBERS

CITY/TOWN	CEO	DESIGNEE
ARLINGTON	Kathleen Kiely-Dias	
ASHLAND	Dexter Blois	Edward Maguire
BEDFORD	Sheldon Moll	Richard Warrington
BELMONT	William N. Brownsberger	Guy Carbone*
BOSTON	Hon. Thomas Menino	John Sullivan, Jr.*
BRAINTREE	David M. Shaw	Darrin McAuliffe
BROOKLINE	Deborah Goldberg	Charles Barry
BURLINGTON	Joseph Impemba	Syamal Chaudhuri
CAMBRIDGE	Hon. Michael A. Sullivan	Timothy MacDonald*
CANTON	John J. Connelly	Edward Sullivan*
CHELSEA	Jay Ash	Andrew DeSantis*
CHICOPEE	Hon. Richard Kos	Christopher Golba
CLINTON	Mark Elworthy	
DEDHAM	Paul M. Munchbach	Paul G. Keane
EVERETT	Hon. David Ragucci	Joseph H. MacKay
FRAMINGHAM	Charles J. Sisitsky	Peter Sellers
HINGHAM	Mathew E. MacIver	
HOLBROOK	James A. Reichert	Thomas Cummings
LEOMINSTER	Hon. Dean Mazzarella	
LEXINGTON	Leo McSweeney	William Hadley*/Ralph Pecora
LYNN	Hon. Edward J. Clancy, Jr.	
LYNNFIELD	Harry LeCours	Bruce Kenerson
MALDEN	Hon. Richard C. Howard	
MARBLEHEAD	Jeffrey N. Shribman	Dana Snow*
MARLBOROUGH	Hon. William J. Mauro, Jr.	Doran Crouse
MEDFORD	Hon. Michael J. McGlynn	Gabriel Federico
MELROSE	Hon. Robert J. Dolan	
MILTON	Marion McEttrick	Katherine Haynes Dunphy**
NAHANT	Mark Cullinan	
NATICK	Charles M. Hughes	John Craig
NEEDHAM	John H. Cogswell	
NEWTON	Hon. David Cohen	Lou Taverna*
NORTHBOROUGH	Dawn Rand	Kara Buzanoski/John L. Meader
NORWOOD	Gary M. Lee	Bernard Cooper*
PEABODY	Hon. Michael J. Bonfanti	Peter Smyrnios
QUINCY	Hon. William J. Phelan	Jay Fink*
RANDOLPH	Steven Twoomey	Paul J. Connors
READING	George Hines	Edward McIntire, Jr.*
REVERE	Hon. Thomas G. Ambrosino	Rod Granese/Donald Goodwin
SAUGUS	Janette Fasano	Joseph Attubato
SOMERVILLE	Hon. Dorothy Kelly Gay	F. Thomas Donahue
SOUTH HADLEY	Carlene Hamlin	John Mikuszewski
SOUTHBOROUGH	William Christensen	Donald Buzzell
STONEHAM	Anthony C. Kennedy	Jeffrey Oxman
STOUGHTON	Joseph Mokrisky	Jeanne Fleming
SWAMPSCOTT	Reid J. Cassidy	Silvio J. Baruzzi
WAKEFIELD	John B. Encarnacao	Richard Stinson
WALPOLE	Alan D. Rockwood	Patrick Fasanello
WALTHAM	Hon. David F. Gately	Don McCabe
WATERTOWN	Clyde Younger	Gerald Mee
WELLESLEY	Peter W. Gubellini	Walter Woods*
WESTON	Douglas Gillespie	Earl J. Forman
WESTWOOD	Patrick Ahearn	J. Timothy Walsh/Albert Renzi, Jr.*
WEYMOUTH	Hon. David Madden	Bradley Hayes/Daniel Annaccone
WILBRAHAM	Kevin J. Moriarty	Albert Kirk
WILMINGTON	Robert J. Cain	Michael Woods/Robert Antico
WINCHESTER	Elizabeth Cregger	Karl Fryzel/George Zambouras
WINTHROP	Marie T. Turner	
WOBURN	Hon. John Curran	Fred Russell
WORCESTER	Hon. Timothy P. Murray	Robert Moylan, Jr.

Gubernatorial Appointees:
Quabbin and Ware Watershed - J.R. Greene
Wachusett Watershed - Barbara Wyatt
Environmental Protection - Vacant
Boston Harbor - Vacant
Boston Harbor - Vacant
Connecticut River Basin - Vacant

MAPC Appointee:
Edward G. Bates

*Member of Executive Committee
**Chairman of Executive Committee

Advisory Board Designees to the MWRA Board of Directors:
John Carroll – *Norwood*
Andrew Pappastergion – *Brookline*
Joseph Foti – *Somerville*