

Marlborough (partial W)



Residential Water Rates:

Last adjusted: July 2022
 Next adjustment scheduled: July 2023
 Fund: General

In-City (All Units) \$7.87/HCF
 Out-of-City (All Units) \$8.26 "

Billing Frequency: Quarterly

Residential Sewer Rates:

Last adjusted: July 2022
 Next adjustment scheduled: July 2023
 Fund: General

In-City (All Units) \$8.41/HCF
 Out-of-City (All Units) \$8.83 "

Based on 100% of water usage.
 Billing Frequency: Quarterly

Annual Cost AWWA Standard for Historical Comparison

(120 HCF ≈ 90,000 gals.)

Utility	Rate	Change from 2021
Water	\$944.40	3.42%
Sewer	\$1,009.20	5.26%
Combined	\$1,953.60	4.36%

Annual Cost Based on Local, State & Federal Data

(45.81 HCF – See Appendix C
 for Data & Calc.)

Water	\$360.55
Sewer	\$385.29
Combined	\$745.85

Commercial Water Rates:

Same as residential

Commercial Sewer Rates:

Same as residential

Additional 2022 Data by Community

Does this Community Use Second Meters? Yes

Does this Community Offer Senior and/or Low Income Discounts? No

Water System

MWRA Charges as % of Total Community Water Expenses	No Response
Miles of water pipeline replaced/rehabilitated in FY22	No Response
Water Capital Needs over Next Five Years	No Response
Anticipated Water Capital Spending over Next Five Years	No Response

Sewer System

MWRA Charges as % of Total Community Sewer Expenses	No Response
Miles of sewer pipeline replaced/rehabilitated in FY22	No Response
Sewer Capital Needs over Next Five Years	No Response
Anticipated Sewer Capital Spending over Next Five Years	No Response

Stormwater

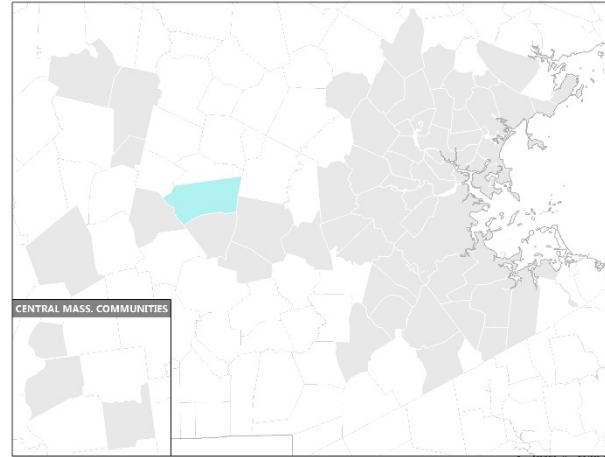
Current Funding Source of Stormwater-Related Costs:

Tax Levy (DPW Budget)

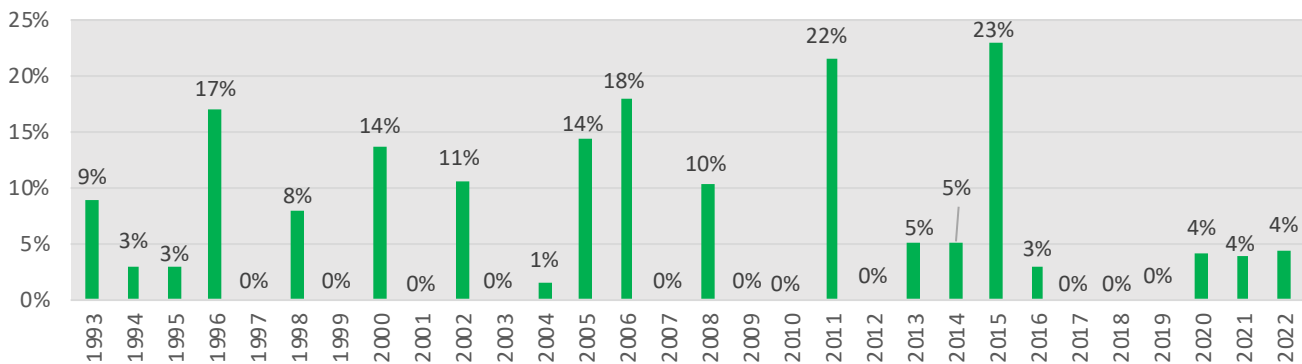
Marlborough (partial W)

FY 2023 MWRA Assessments

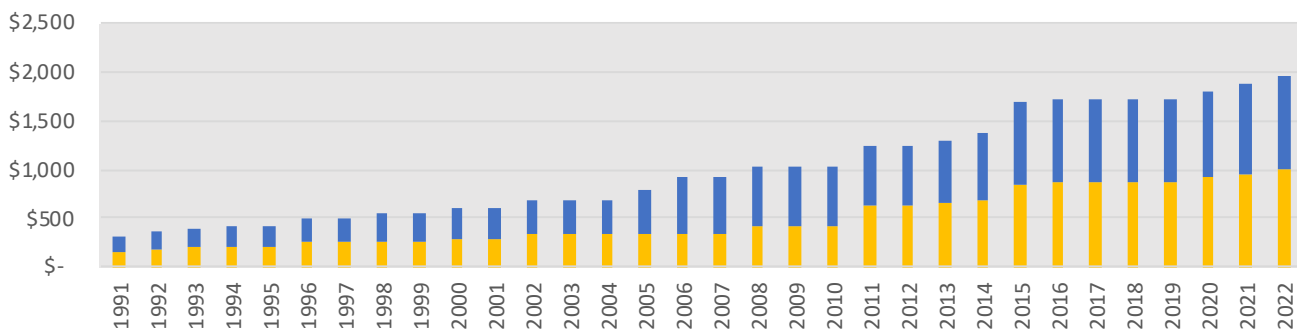
	FY22	FY23	% Change
Water	\$6,589,994	\$6,733,069	2.20%
Sewer	N/A	N/A	N/A
Combined	\$6,589,994	\$6,733,069	2.20%



Combined Rate Increases 1993 through 2022



Combined Water and Sewer Rates 1990 through 2022



Average Household Water Use 2009 through 2022

