

# Medford (W/S)



## Residential Water Rates:

Last adjusted: July 2022  
 Next adjustment scheduled: July 2023  
 Fund: Enterprise

0 – 8 HCF \$ 6.39/HCF  
 >8-16 HCF \$ 6.84 "  
 >16 HCF \$ 7.28 "

Billing Frequency: Bi-Monthly

## Residential Sewer Rates:

Last adjusted: July 2022  
 Next adjustment scheduled: July 2023  
 Fund: Enterprise

0 – 8 HCF \$ 9.54/HCF  
 >8-16 HCF \$ 10.19 "  
 >16 HCF \$ 10.85 "

Based on 100% of water usage.  
 Billing Frequency: Bi-Monthly

### Annual Cost AWWA Standard for Historical Comparison

(120 HCF ≈ 90,000 gals.)

Utility	Rate	Change from 2021
Water	\$809.76	12.81%
Sewer	\$1,207.44	12.50%
<b>Combined</b>	<b>\$2,017.20</b>	<b>12.62%</b>

### Annual Cost Based on Local, State & Federal Data

(50.85 HCF – See Appendix C  
for Data & Calc.)

Water	\$326.26
Sewer	\$487.03
<b>Combined</b>	<b>\$813.30</b>

## Commercial Water Rates:

All units \$ 5.74/HCF

## Commercial Sewer Rates:

All units \$ 8.57/HCF

### Additional 2022 Data by Community

Does this Community Use Second Meters?	Yes	Does this Community Offer Senior and/or Low Income Discounts?	Yes, Senior
<b>Water System</b>		<b>Sewer System</b>	
MWRA Charges as % of Total Community Water Expenses	50-75%	MWRA Charges as % of Total Community Sewer Expenses	Over 75%
Miles of water pipeline replaced/rehabilitated in FY22	Less than 1	Miles of sewer pipeline replaced/rehabilitated in FY22	Less than 1
Water Capital Needs over Next Five Years	\$0 – 10 million	Sewer Capital Needs over Next Five Years	\$0 – 10 million
Anticipated Water Capital Spending over Next Five Years	\$1 – 5 million	Anticipated Sewer Capital Spending over Next Five Years	\$1 – 5 million

### Stormwater

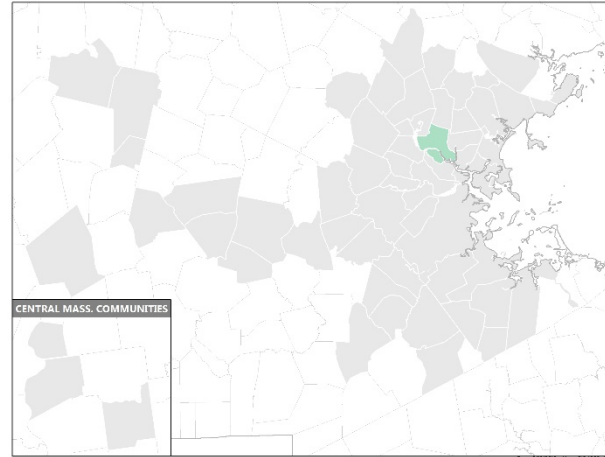
Current Funding Source of Stormwater-Related Costs: Operating Budget / Tax Levy

- Stormwater is funded through Medford's annual operating budget and, less frequently, via special assessment. The operating budget is typically the largest source of funding.
- Tax exempt properties and residential units with 5 units or more are billed at the commercial and industrial flat rate of \$5.74/HCF for water and \$8.57/HCF for sewer.
- 2<sup>nd</sup> meter (irrigation) rate is \$6.31/HCF for all residential units with city irrigation meter.

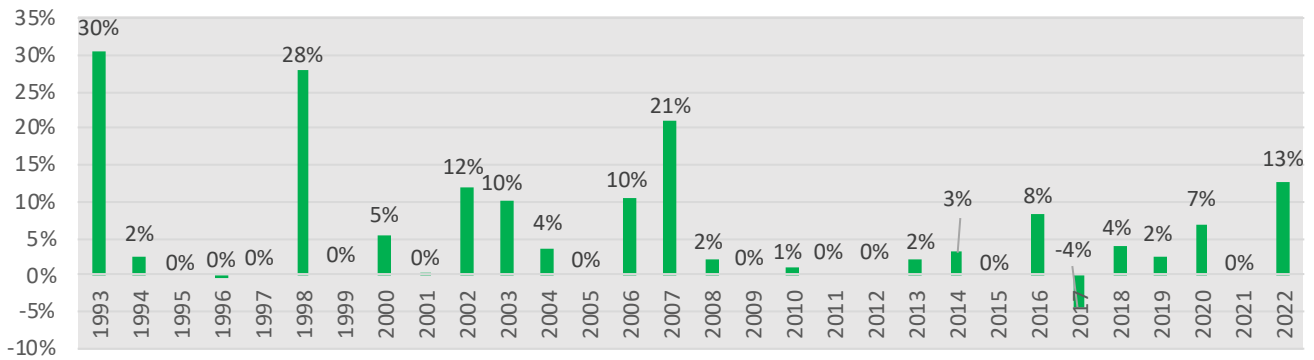
# Medford (W/S)

## FY 2023 MWRA Assessments

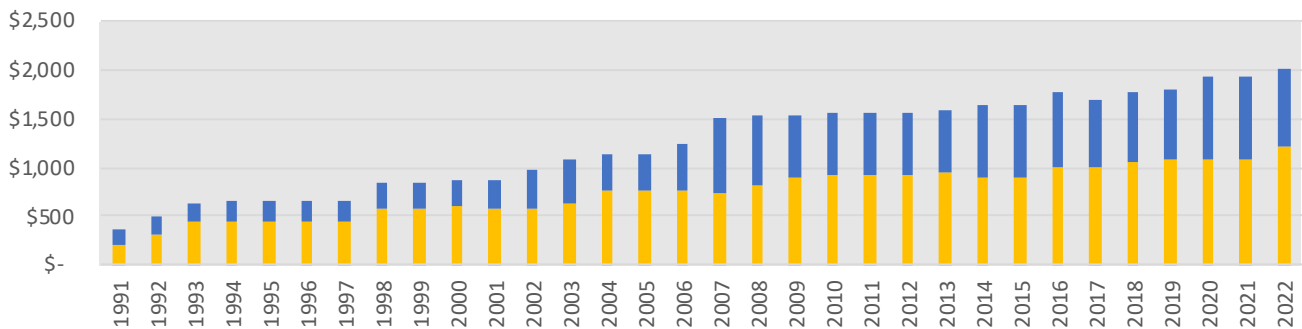
	FY22	FY23	% Change
<b>Water</b>	\$7,360,071	\$7,666,268	4.20%
<b>Sewer</b>	\$12,538,844	\$13,036,794	4.00%
<b>Combined</b>	\$19,898,915	\$20,703,062	4.00%



### Combined Rate Increases 1993 through 2022



### Combined Water and Sewer Rates 1990 through 2022



### Average Household Water Use 2009 through 2022

