

Natick (S)



Residential Water Rates:

Last adjusted: July 2021
 Next adjustment scheduled: July 2022

Fund: Enterprise

0 – 10 HCF	\$2.25/HCF
>10 – 20 HCF	\$3.44 "
>20 – 40 HCF	\$5.10 "
>40 HCF	\$ 7.91 "

Billing Frequency: Quarterly

Residential Sewer Rates:

Last adjusted: July 2021
 Next adjustment scheduled: July 2022

Fund: Enterprise

0 – 10 HCF	\$6.37/HCF
>10 – 20 HCF	\$11.35 "
>20 HCF	\$18.77 "

Based on 100% of water usage.

Billing Frequency: Quarterly

Annual Cost AWWA Standard for Historical Comparison

(120 HCF ≈ 90,000 gals.)

Utility	Rate	Change from 2021
Water	\$431.60	0.00%
Sewer	\$1,459.60	0.00%
Combined	\$1,891.20	0.00%

Annual Cost Based on Local, State & Federal Data

(58.66 HCF – See Appendix C
 for Data & Calc.)

Water	\$154.19
Sewer	\$466.59
Combined	\$620.79

Commercial Water Rates:

Same as residential

Commercial Sewer Rates:

Same as residential

Additional 2022 Data by Community

Does this Community Use Second Meters? Yes

Does this Community Offer Senior and/or Low Income Discounts? Yes, Senior

Water System

Sewer System

MWRA Charges as % of Total Community Water Expenses No Response

MWRA Charges as % of Total Community Sewer Expenses No Response

Miles of water pipeline replaced/rehabilitated in FY22 No Response

Miles of sewer pipeline replaced/rehabilitated in FY22 No Response

Water Capital Needs over Next Five Years No Response

Sewer Capital Needs over Next Five Years No Response

Anticipated Water Capital Spending over Next Five Years No Response

Anticipated Sewer Capital Spending over Next Five Years No Response

Stormwater

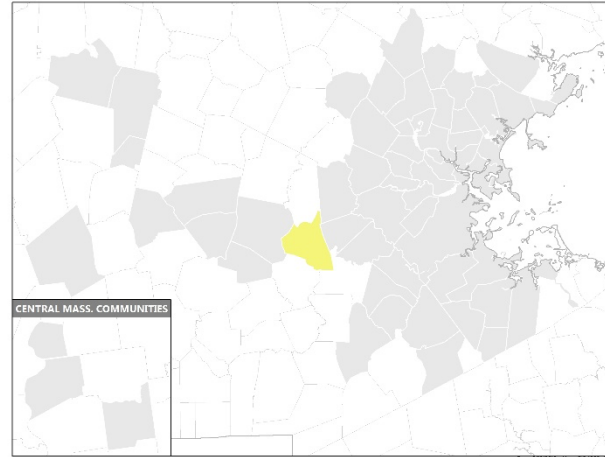
Current Funding Source of Stormwater-Related Costs:

Tax Levy (DPW Budget)

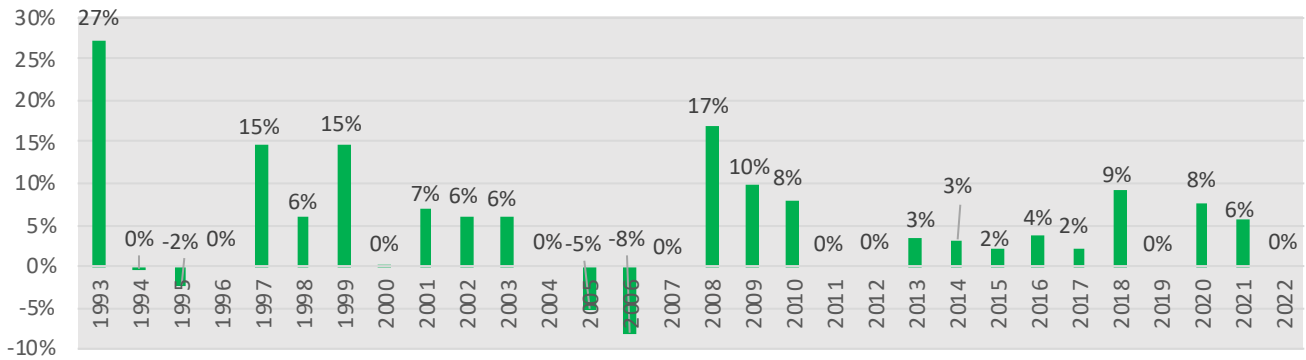
Natick (S)

FY 2023 MWRA Assessments

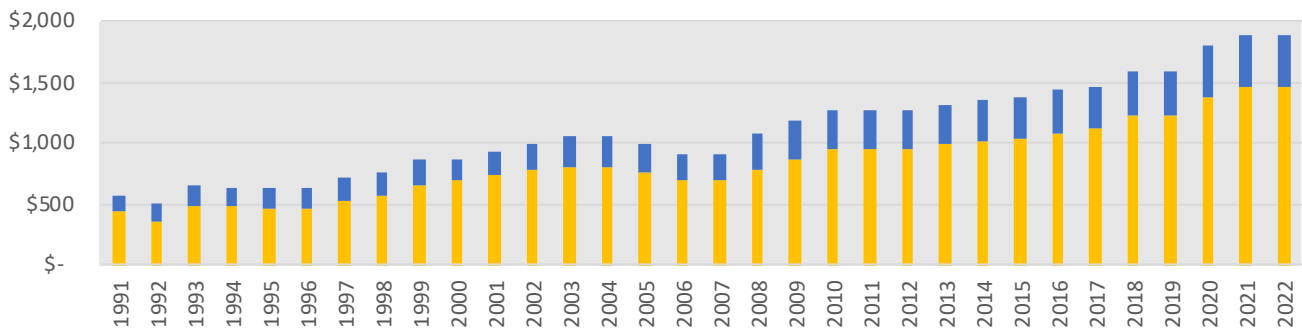
	FY22	FY23	% Change
Water	N/A	N/A	N/A
Sewer	\$6,126,567	\$6,287,041	2.60%
Combined	\$6,126,567	\$6,287,041	2.60%



Combined Rate Increases 1993 through 2022



Combined Water and Sewer Rates 1990 through 2022



Average Household Water Use 2009 through 2022

