

Newton (W/S)



Residential Water Rates:

Last adjusted: July 2022
 Next adjustment scheduled: July 2023
 Fund: Enterprise

0 – 10 HCF \$7.40/HCF
 >10 – 25 HCF \$8.55 "
 >25 – 60 HCF \$9.83 "
 >60 HCF \$12.26 "

Billing Frequency: Quarterly

Residential Sewer Rates:

Last adjusted: July 2022
 Next adjustment scheduled: July 2023
 Fund: Enterprise

0 – 10 HCF \$11.41/HCF
 >10 – 25 HCF \$13.35 "
 >25 – 60 HCF \$14.34 "
 >60 HCF \$16.49 "

Based on 100% of water usage.

Billing Frequency: Quarterly

Annual Cost AWWA Standard for Historical Comparison

(120 HCF ≈ 90,000 gals.)

| Utility | Rate | Change from 2021 |
|-----------------|-------------------|------------------|
| Water | \$1,005.60 | 3.91% |
| Sewer | \$1,544.40 | 3.92% |
| Combined | \$2,550.00 | 3.91% |

Annual Cost Based on Local, State & Federal Data

(59.56 HCF – See Appendix C
for Data & Calc.)

| | |
|-----------------|-------------------|
| Water | \$463.31 |
| Sewer | \$717.64 |
| Combined | \$1,180.95 |

Commercial Water Rates:

Same as residential

Commercial Sewer Rates:

Same as residential

Additional 2022 Data by Community

Does this Community Use Second Meters? Yes

Does this Community Offer Senior and/or Low Income Discounts? Yes, Senior

Water System

Sewer System

MWRA Charges as % of Total Community Water Expenses 50-75%

MWRA Charges as % of Total Community Sewer Expenses 50-75%

Miles of water pipeline replaced/rehabilitated in FY22 3 – 6

Miles of sewer pipeline replaced/rehabilitated in FY22 Over 6

Water Capital Needs over Next Five Years \$10 – 20 million

Sewer Capital Needs over Next Five Years \$10 – 20 million

Anticipated Water Capital Spending over Next Five Years Over \$10 million

Anticipated Sewer Capital Spending over Next Five Years Over \$10 million

Stormwater

Current Funding Source of Stormwater-Related Costs:

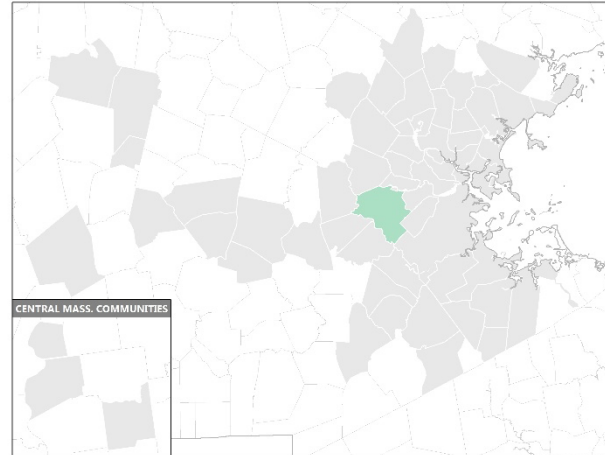
Special Assessment/ Fee

Newton is 1 of 4 MWRA communities that has established a special assessment to fund stormwater-related costs. The stormwater fee is \$18.75 per quarter; \$75 per year. For more information, see [Appendix G](#).

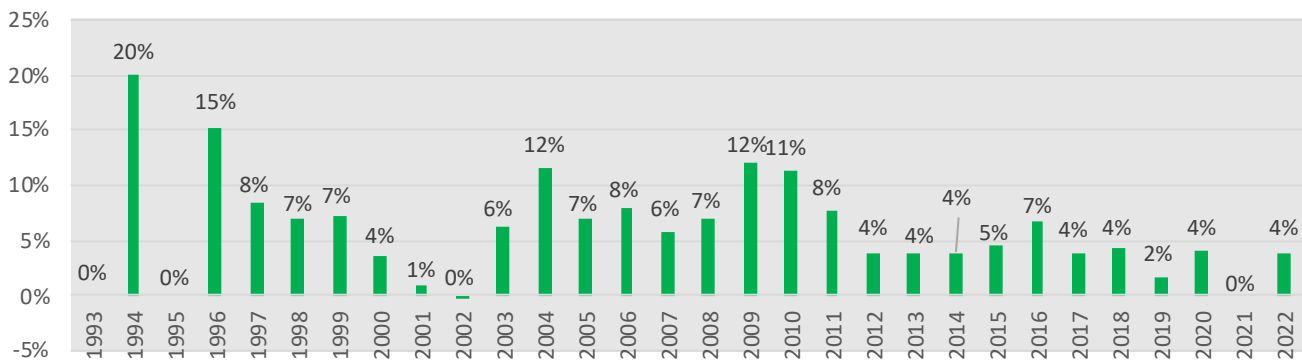
Newton (W/S)

FY 2023 MWRA Assessments

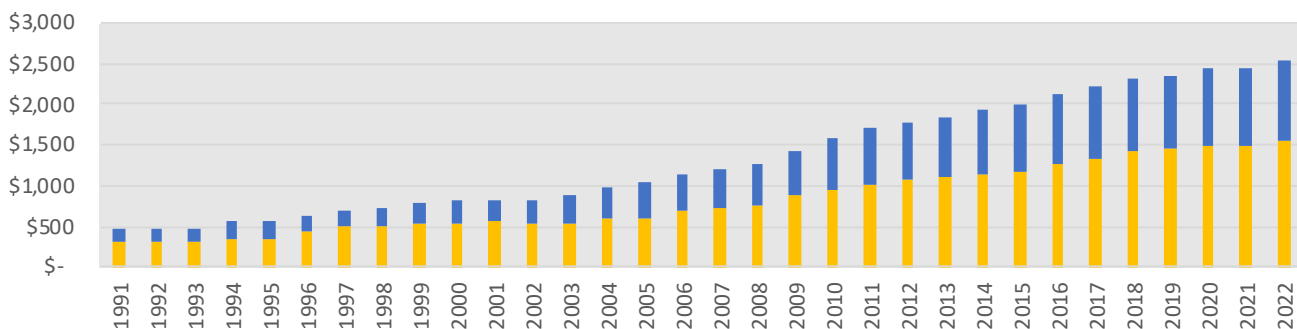
| | FY22 | FY23 | % Change |
|-----------------|--------------|--------------|----------|
| Water | \$13,717,608 | \$14,157,661 | 3.20% |
| Sewer | \$22,344,621 | \$22,803,628 | 2.10% |
| Combined | \$36,062,229 | \$36,961,289 | 2.50% |



Combined Rate Increases 1993 through 2022



Combined Water and Sewer Rates 1990 through 2022



Average Household Water Use 2009 through 2022

