

Quincy (W/S)



Residential Water Rates:

Last adjusted: July 2022
 Next adjustment scheduled: July 2023
 Fund: Enterprise
 All units \$7.44/HCF
 Billing Frequency: Quarterly

Residential Sewer Rates:

Last adjusted: July 2022
 Next adjustment scheduled: July 2023
 Fund: Enterprise
 All units \$15.11/HCF
 Based on 70% of water usage.
 Billing Frequency: Quarterly

Annual Cost AWWA Standard for Historical Comparison

(120 HCF ≈ 90,000 gals.)

Utility	Rate	Change from 2021
Water	\$892.80	3.05%
Sewer	\$1,269.24	3.00%
Combined	\$2,162.04	3.02%

Annual Cost Based on Local, State & Federal Data

(38.79 HCF – See Appendix C
for Data & Calc.)

Water	\$288.63
Sewer	\$410.33
Combined	\$698.96

Commercial Water Rates:

Same as residential

Commercial Sewer Rates:

Same as residential

Additional 2022 Data by Community

Does this Community Use Second Meters?	Yes	Does this Community Offer Senior and/or Low Income Discounts?	Yes, Low Income
Water System		Sewer System	
MWRA Charges as % of Total Community Water Expenses	50-75%	MWRA Charges as % of Total Community Sewer Expenses	Over 75%
Miles of water pipeline replaced/rehabilitated in FY22	3 – 6	Miles of sewer pipeline replaced/rehabilitated in FY22	3 – 6
Water Capital Needs over Next Five Years	\$10 – 20 million	Sewer Capital Needs over Next Five Years	\$10 – 20 million
Anticipated Water Capital Spending over Next Five Years	\$5 – 10 million	Anticipated Sewer Capital Spending over Next Five Years	\$5 – 10 million

Stormwater

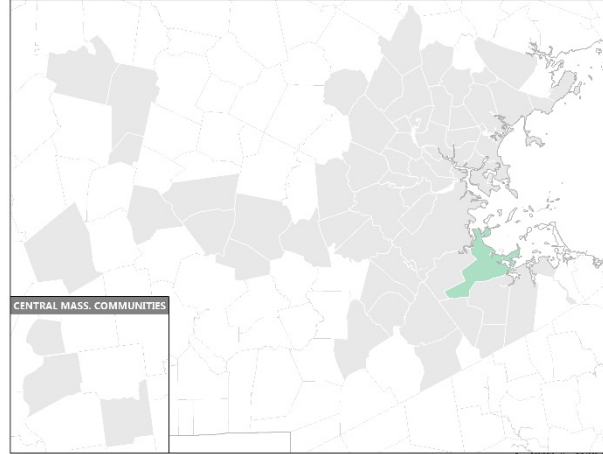
Current Funding Source of Stormwater-Related Costs:

Tax Levy (DPW Budget)

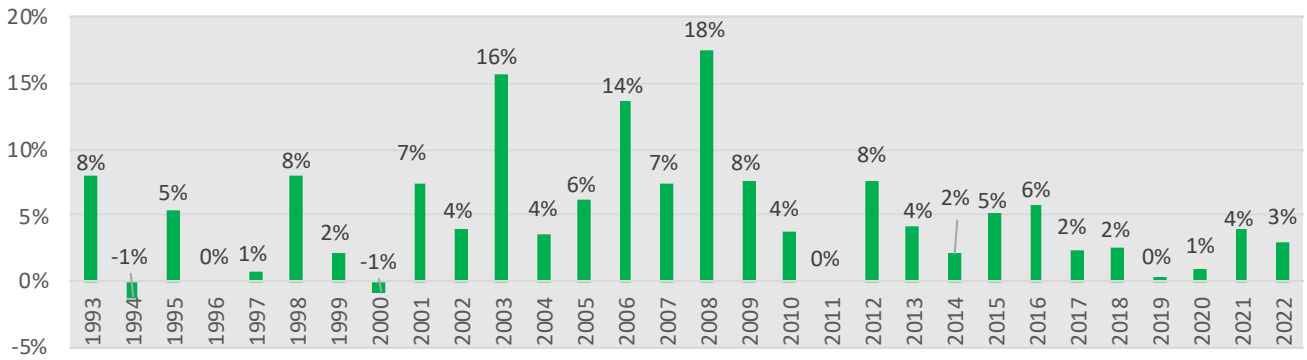
Quincy (W/S)

FY 2023 MWRA Assessments

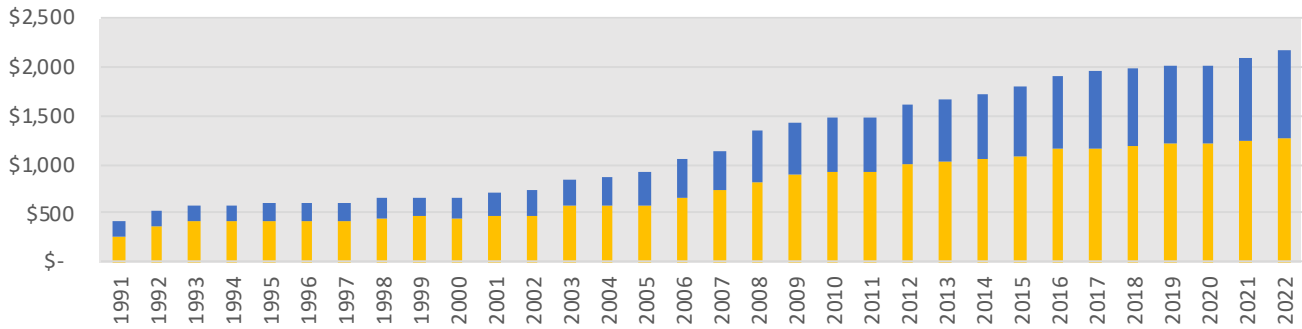
	FY22	FY23	% Change
Water	\$13,440,835	\$13,856,502	3.10%
Sewer	\$21,473,437	\$22,536,755	5.00%
Combined	\$34,914,272	\$36,393,257	4.20%



Combined Rate Increases 1993 through 2022



Combined Water and Sewer Rates 1990 through 2022



Average Household Water Use 2009 through 2022

