

Saugus (W)



Residential Water Rates:

Last adjusted: July 2021
 Next adjustment scheduled: Unknown
 Fund: Enterprise

Minimum Charge (20 HCF)	\$94.92
>20 - 30 HCF	\$ 5.06/HCF
>30 - 60 HCF	\$ 6.78 "
>60 - 100 HCF	\$ 8.47 "
>100 - 200 HCF	\$ 9.44 "
>200 - 500 HCF	\$ 10.59 "
>500 - 1,000 HCF	\$11.40 "
>1,000 HCF	\$11.73 "

Billing Frequency: Semi-Annually

Residential Sewer Rates:

Last adjusted: July 2021
 Next adjustment scheduled: Unknown
 Fund: Enterprise

Minimum Charge (20 HCF)	\$92.89
>20 - 30 HCF	\$ 3.41/HCF
>30 - 60 HCF	\$ 4.64 "
>60 - 100 HCF	\$ 6.51 "
>100 - 200 HCF	\$ 8.05 "
>200 - 500 HCF	\$ 9.60 "
>500 - 1,000 HCF	\$10.68 "
>1,000 HCF	\$11.14 "

Based on 100% of water usage.

Billing Frequency: Semi-Annually

Annual Cost AWWA Standard for Historical Comparison

(120 HCF ≈ 90,000 gals.)

Utility	Rate	Change from 2021
Water	\$691.84	0.00%
Sewer	\$532.38	0.00%
Combined	\$1,224.22	0.00%

Annual Cost Based on Local, State & Federal Data

(73.76 HCF – See Appendix C
for Data & Calc.)

Water	\$383.02
Sewer	\$317.87
Combined	\$700.89

Commercial Water Rates:

Same as residential

Commercial Sewer Rates:

Same as residential

Additional 2022 Data by Community

Does this Community Use Second Meters?	Yes	Does this Community Offer Senior and/or Low Income Discounts?	No
Water System		Sewer System	
MWRA Charges as % of Total Community Water Expenses	No Response	MWRA Charges as % of Total Community Sewer Expenses	N/A
Miles of water pipeline replaced/rehabilitated in FY22	No Response	Miles of sewer pipeline replaced/rehabilitated in FY22	No Response
Water Capital Needs over Next Five Years	No Response	Sewer Capital Needs over Next Five Years	No Response
Anticipated Water Capital Spending over Next Five Years	No Response	Anticipated Sewer Capital Spending over Next Five Years	No Response

Stormwater

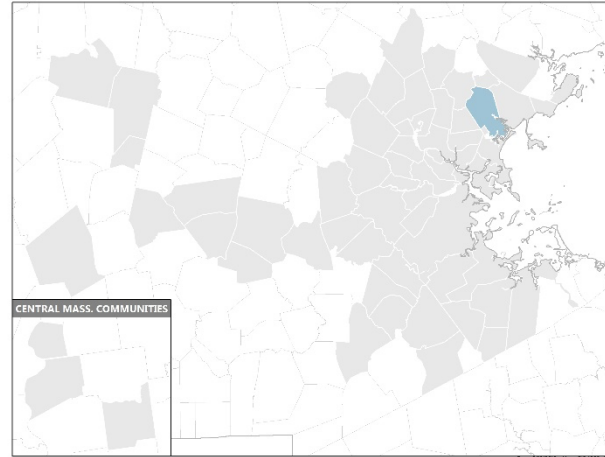
Current Funding Source of Stormwater-Related Costs:

Tax Levy (DPW Budget)

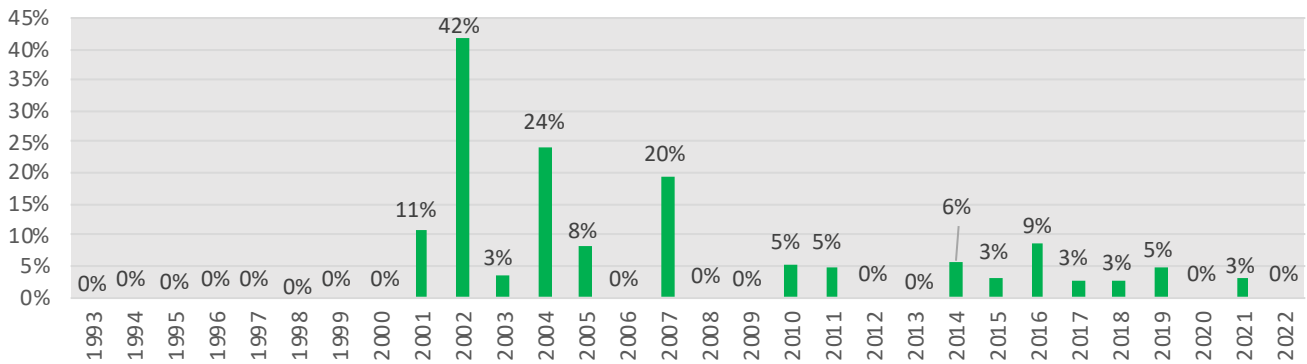
Saugus (W)

FY 2023 MWRA Assessments

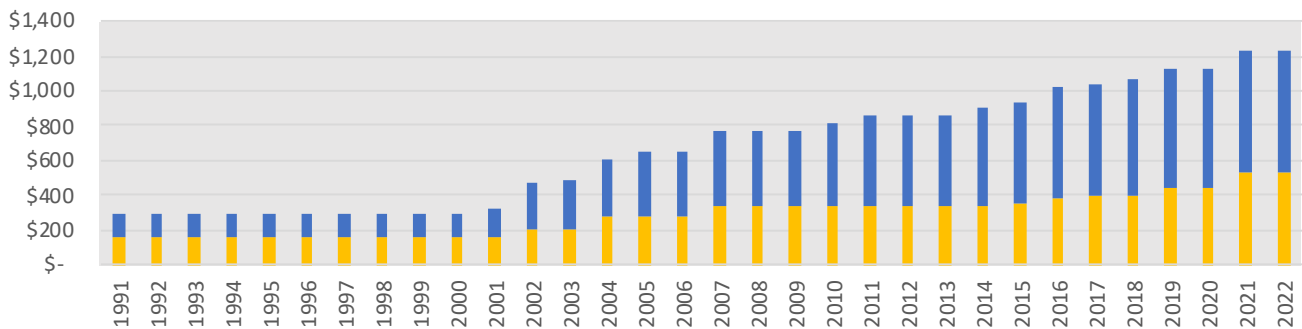
	FY22	FY23	% Change
Water	\$4,860,987	\$5,020,868	3.30%
Sewer	N/A	N/A	N/A
Combined	\$4,860,987	\$5,020,868	3.30%



Combined Rate Increases 1993 through 2022



Combined Water and Sewer Rates 1990 through 2022



Average Household Water Use 2009 through 2022

