

# Southborough (W)



## Residential Water Rates:

Last adjusted: July 2022  
 Next adjustment scheduled: July 2023  
 Fund: Special Revenue

Minimum charge ( $\frac{5}{8}$ " meter) includes first 10 HCF \$36.80  
 >7.5 – 30 HCF \$ 4.69/HCF  
 >30 – 100 HCF \$ 7.37 "  
 >100 HCF \$ 10.75 "

Billing Frequency: Quarterly

## Residential Sewer Rates:

Last adjusted: Not applicable  
 Next adjustment scheduled: Not applicable  
 Fund: Not applicable

Community not sewerred.

Billing Frequency: N/A

### Annual Cost AWWA Standard for Historical Comparison

(120 HCF  $\approx$  90,000 gals.)

Utility	Rate	Change from 2021
Water	\$569.30	7.45%
Sewer	\$0.00	0.00%
<b>Combined</b>	<b>\$569.30</b>	<b>7.45%</b>

### Annual Cost Based on Local, State & Federal Data

(83.82 HCF – See Appendix C  
for Data & Calc.)

Water	\$399.62
Sewer	\$0.00
<b>Combined</b>	<b>\$399.62</b>

## Commercial Water Rates:

Same as residential

## Commercial Sewer Rates:

N/A

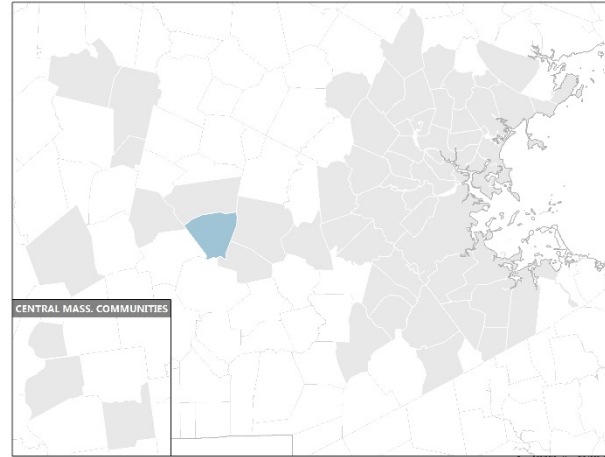
### Additional 2022 Data by Community

Does this Community Use Second Meters?	No	Does this Community Offer Senior and/or Low Income Discounts?	Yes, Senior
<b>Water System</b>		<b>Sewer System</b>	
MWRA Charges as % of Total Community Water Expenses	50 – 75%	MWRA Charges as % of Total Community Sewer Expenses	N/A
Miles of water pipeline replaced/rehabilitated in FY22	1 – 3	Miles of sewer pipeline replaced/rehabilitated in FY22	N/A
Water Capital Needs over Next Five Years	\$0 – 10 million	Sewer Capital Needs over Next Five Years	N/A
Anticipated Water Capital Spending over Next Five Years	\$1 million - \$5 million	Anticipated Sewer Capital Spending over Next Five Years	N/A
<b>Stormwater</b>			
Current Funding Source of Stormwater-Related Costs:		Tax Levy (DPW Budget)	

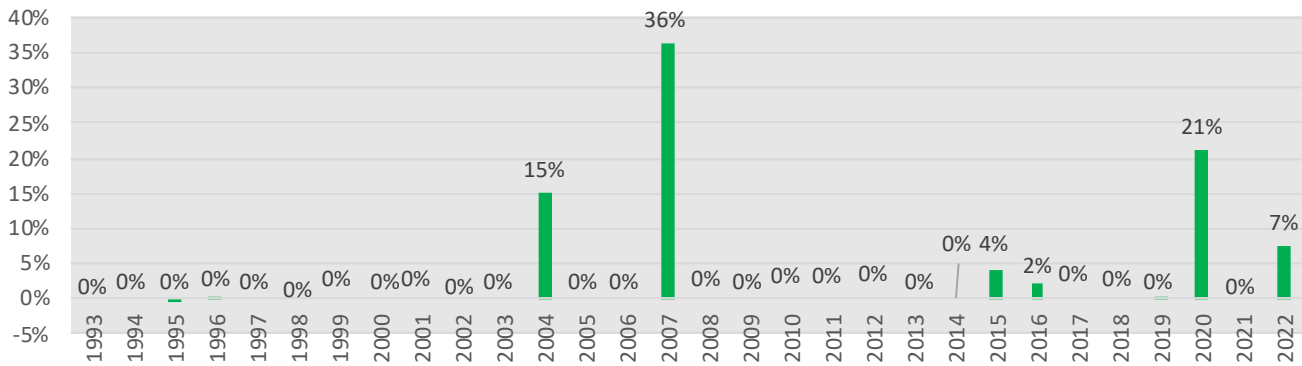
# Southborough (W)

## FY 2023 MWRA Assessments

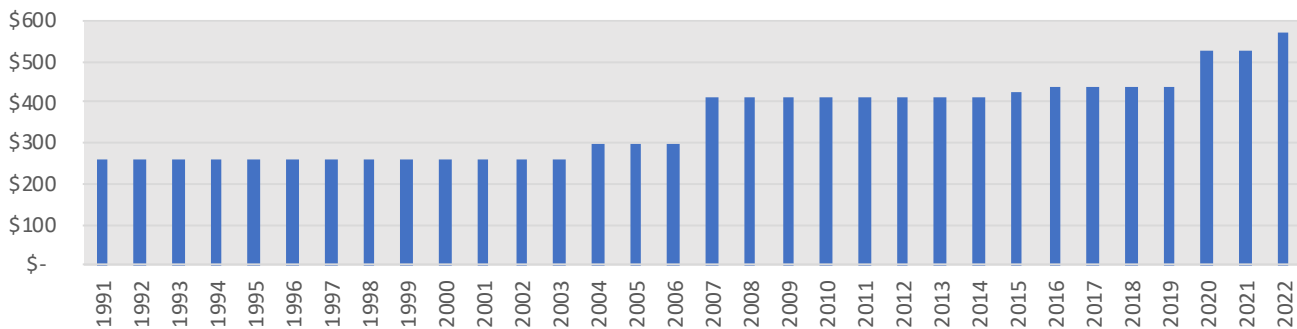
	FY22	FY23	% Change
<b>Water</b>	\$1,232,930	\$984,014	-20.20%
<b>Sewer</b>	N/A	N/A	N/A
<b>Combined</b>	\$1,232,930	\$984,014	-20.20%



### Combined Rate Increases 1993 through 2022



### Combined Water and Sewer Rates 1990 through 2022



### Average Household Water Use 2009 through 2022

