

Stoneham (W/S)



Residential Water Rates:

Last adjusted: July 2021
 Next adjustment scheduled: Unknown
 Fund: Enterprise
 All units \$ 6.95/HCF
 Billing Frequency: Quarterly

Residential Sewer Rates:

Last adjusted: July 2021
 Next adjustment scheduled: Unknown
 Fund: Enterprise
 All units \$ 11.00/HCF
 Billing Frequency: Quarterly

Annual Cost AWWA Standard for Historical Comparison

(120 HCF ≈ 90,000 gals.)

Utility	Rate	Change from 2021
Water	\$834.00	0.00%
Sewer	\$1,320.00	0.00%
Combined	\$2,154.00	0.00%

Annual Cost Based on Local, State & Federal Data

(61.39 HCF – See Appendix C
for Data & Calc.)

Water	\$426.71
Sewer	\$675.36
Combined	\$1,102.07

Commercial Water Rates:

Same as residential

Commercial Sewer Rates:

Same as residential

Additional 2022 Data by Community

Does this Community Use Second Meters?

Yes

Does this Community Offer Senior and/or Low Income Discounts?

Yes, Senior

Water System

MWRA Charges as % of Total Community Water Expenses	50 – 75%
Miles of water pipeline replaced/rehabilitated in FY22	Less than 1
Water Capital Needs over Next Five Years	\$0 – 10 million
Anticipated Water Capital Spending over Next Five Years	\$1 million - \$5 million

Sewer System

MWRA Charges as % of Total Community Sewer Expenses	50 – 75%
Miles of sewer pipeline replaced/rehabilitated in FY22	Less than 1
Sewer Capital Needs over Next Five Years	\$0 – 10 million
Anticipated Sewer Capital Spending over Next Five Years	\$1 million - \$5 million

Stormwater

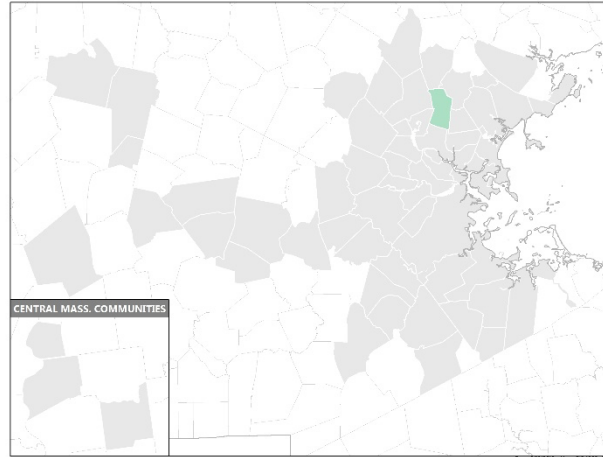
Current Funding Source of Stormwater-Related Costs:

Tax Rate

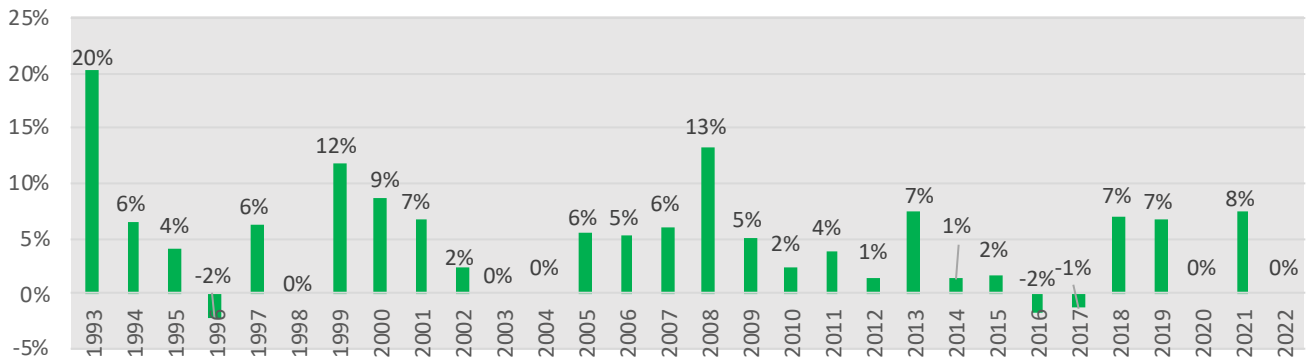
Stoneham (W/S)

FY 2023 MWRA Assessments

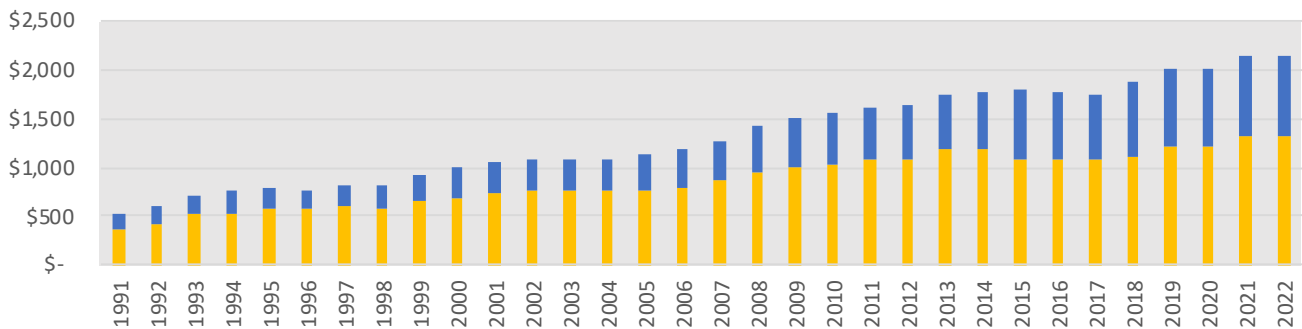
	FY22	FY23	% Change
Water	\$3,561,396	\$3,289,382	-7.60%
Sewer	\$5,585,497	\$5,652,293	1.20%
Combined	\$9,146,893	\$8,941,675	-2.20%



Combined Rate Increases 1993 through 2022



Combined Water and Sewer Rates 1990 through 2022



Average Household Water Use 2009 through 2022

