

# Weymouth (S)



## Residential Water Rates:

Last adjusted: July 2020  
 Next adjustment scheduled: Unknown  
 Fund: Enterprise

Base charge (5/8" meter) \$12.40/bill  
 0 – 27 HCF \$ 4.46/HCF  
 >27 HCF \$ 7.508"

Billing Frequency: Quarterly

## Residential Sewer Rates:

Last adjusted: Jul-05  
 Next adjustment scheduled: July 2020  
 Fund: Unknown

Base charge (5/8" meter) \$ 7.35/bill  
 0 – 27 HCF \$ 8.79/HCF  
 >27 HCF \$14.91 "

Billing Frequency: Quarterly

### Annual Cost AWWA Standard for Historical Comparison

(120 HCF ≈ 90,000 gals.)

Utility	Rate	Change from 2021
Water	\$622.24	0.00%
Sewer	\$1,157.64	0.00%
<b>Combined</b>	<b>\$1,779.88</b>	<b>0.00%</b>

### Annual Cost Based on Local, State & Federal Data

(55.27 HCF – See Appendix C  
for Data & Calc.)

Water	\$296.10
Sewer	\$515.22
<b>Combined</b>	<b>\$811.33</b>

## Commercial Water Rates:

Same as residential

## Commercial Sewer Rates:

Same as residential

### Additional 2022 Data by Community

Does this Community Use Second Meters? No

Does this Community Offer Senior and/or Low Income Discounts? Yes, Senior

#### Water System

#### Sewer System

MWRA Charges as % of Total Community Water Expenses	N/A
Miles of water pipeline replaced/rehabilitated in FY22	1 – 3
Water Capital Needs over Next Five Years	\$0 – 10 million
Anticipated Water Capital Spending over Next Five Years	\$1 – 5 million

MWRA Charges as % of Total Community Sewer Expenses	50-75%
Miles of sewer pipeline replaced/rehabilitated in FY22	1 – 3
Sewer Capital Needs over Next Five Years	\$0 – 10 million
Anticipated Sewer Capital Spending over Next Five Years	\$5 – 10 million

### Stormwater

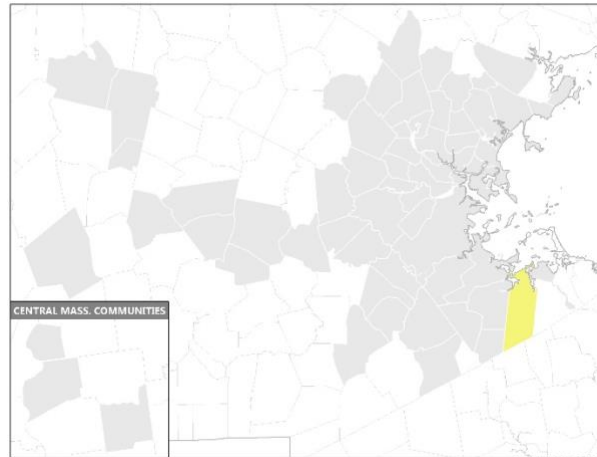
Current Funding Source of Stormwater-Related Costs:

Tax Levy (DPW Budget)

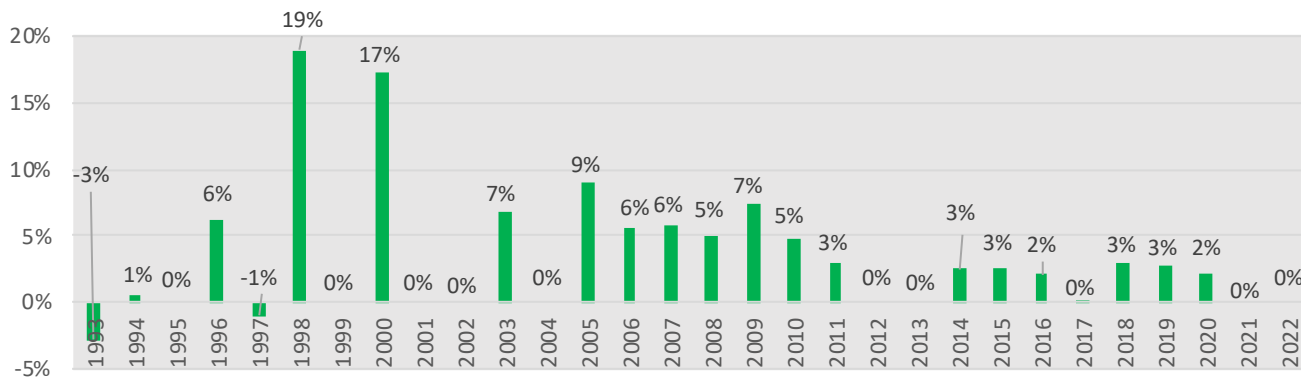
# Weymouth (S)

## FY 2023 MWRA Assessments

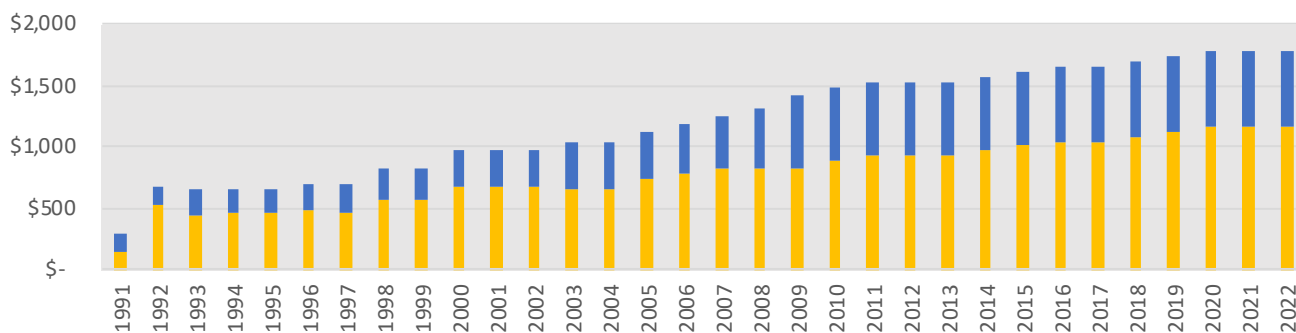
	FY22	FY23	% Change
<b>Water</b>	N/A	N/A	N/A
<b>Sewer</b>	\$13,632,330	\$13,703,137	0.50%
<b>Combined</b>	\$13,632,330	\$13,703,137	0.50%



### Combined Rate Increases 1993 through 2022



### Combined Water and Sewer Rates 1990 through 2022



### Average Household Water Use 2009 through 2022

