

Braintree (S)



Residential Water Rates:

Last adjusted: June 2021
 Next adjustment scheduled: Unknown
 Fund: Enterprise

Base charge per bill \$ 20.75
 0 - 5 HCF \$ 3.83/HCF
 >5 - 35 HCF \$ 5.78 "
 >35 - 200 HCF \$ 12.65 "
 >200 HCF \$ 17.99 "

Billing Frequency: Quarterly

Residential Sewer Rates:

Last adjusted: June 2021
 Next adjustment scheduled: Unknown
 Fund: Enterprise

Base charge per bill \$ 20.75
 0 - 5 HCF \$ 6.33/HCF
 >5 - 35 HCF \$ 8.00 "
 >35 - 200 HCF \$ 15.02 "
 >200 HCF \$ 16.50 "

Based on 100% of water usage.

Billing Frequency: Quarterly

Annual Cost AWWA Standard for Historical Comparison

(120 HCF ≈ 90,000 gals.)

Utility	Rate	Change from 2020
Water	\$737.60	5.52%
Sewer	\$1,009.60	3.34%
Combined	\$1,747.20	4.25%

Annual Cost Based on Local, State & Federal Data

(58.6 HCF – See Appendix C
for Data & Calc.)

Water	\$382.75
Sewer	\$518.46
Combined	\$901.21

Braintree has a \$5.00 discount for all customers, residential and commercial, if bill is paid within 30 days.

Commercial Water Rates:

Same as residential

Commercial Sewer Rates:

Same as residential

Additional 2021 Data by Community

Does this Community Use Second Meters? No

Does this Community Offer Senior and/or Low Income Discounts? No

Water System

MWRA Charges as % of Total Community Water Expenses	N/A
Miles of water pipeline replaced/rehabilitated in FY21	1-3 miles
Water Capital Needs over Next Five Years	\$10-20 million
Anticipated Water Capital Spending over Next Five Years	Over \$10 million

Sewer System

MWRA Charges as % of Total Community Sewer Expenses	No Response
Miles of sewer pipeline replaced/rehabilitated in FY21	Less than 1
Sewer Capital Needs over Next Five Years	\$0-10 million
Anticipated Sewer Capital Spending over Next Five Years	\$1-5 million

Stormwater

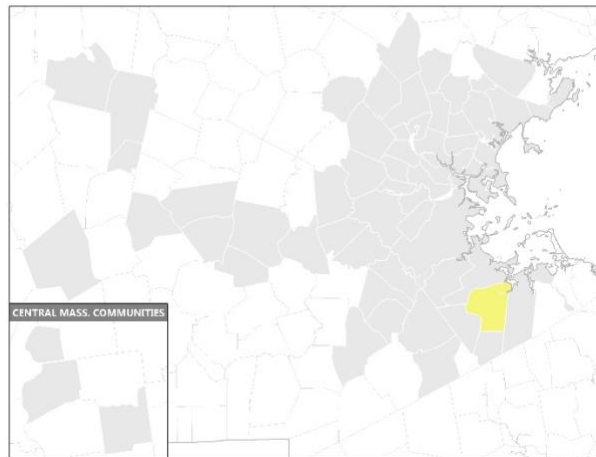
Current Funding Source of Stormwater-Related Costs:

Tax Levy

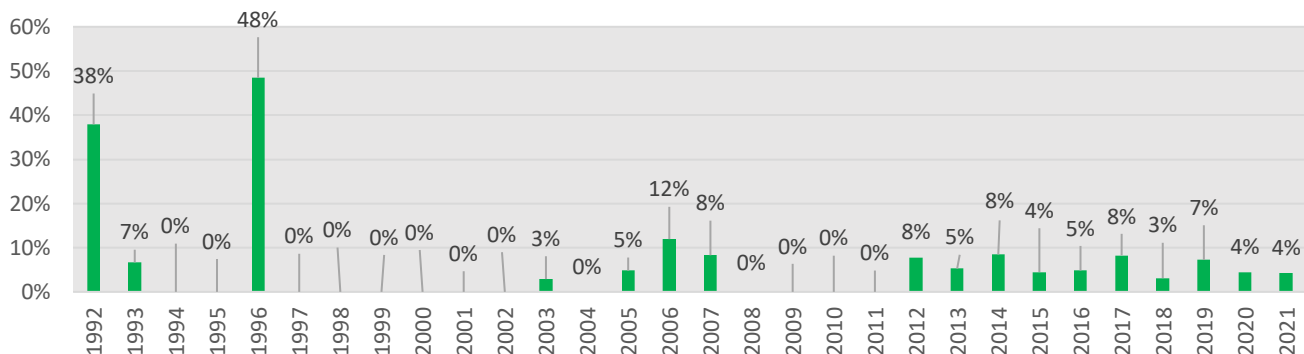
Braintree (S)

FY 2022 MWRA Assessments

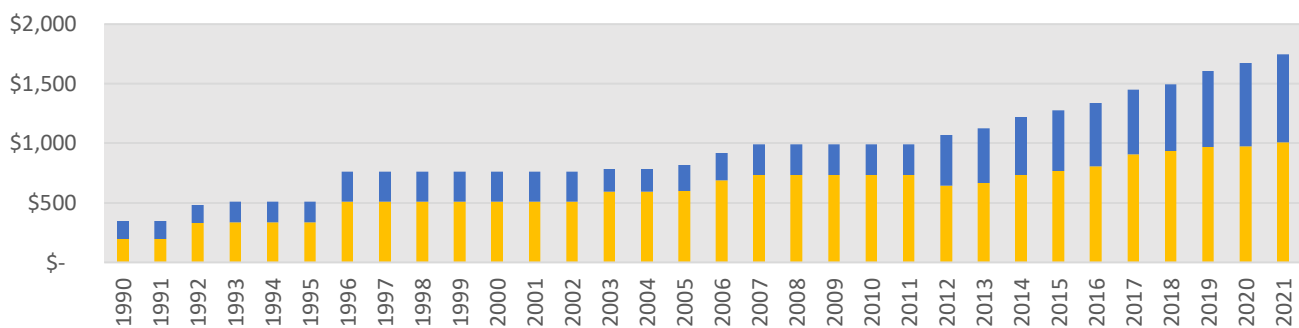
	FY20	FY21	% Change
Water	N/A	N/A	N/A
Sewer	\$10,046,123	\$10,463,134	4.20%
Combined	\$10,046,123	\$10,463,134	4.20%



Combined Rate Increases 1992 through 2021



Combined Water and Sewer Rates 1990 through 2021



Average Household Water Use 2010 through 2021

