

Burlington (S/ partial W)



Residential Water Rates:

Last adjusted: July 2022
 Next adjustment scheduled: July 2023
 Fund: General

First 20 kgal	\$51.41
>20 – 30 kgal	\$ 2.78/kgal
>30 – 50 kgal	\$ 3.82 "
>50 – 70 kgal	\$ 4.86 "
>70 – 90 kgal	\$ 6.25 "
>90 kgal	\$ 6.60 "

Billing Frequency: Semi-Annually

Residential Sewer Rates:

Last adjusted: July 2022
 Next adjustment scheduled: July 2023
 Fund: General

First 20 kgal	\$49.14
>20 – 30 kgal	\$ 7.02/kgal
>30 – 50 kgal	\$ 7.31 "
>50 – 70 kgal	\$ 7.19 "
>70 – 90 kgal	\$ 9.36 "
>90 kgal	\$ 11.12 "

Based on 100% of water usage.

Billing Frequency: Semi-Annually

Annual Cost AWWA Standard for Historical Comparison

(120 HCF ≈ 90,000 gals.)

Utility	Rate	Change from 2021
Water	\$273.02	6.71%
Sewer	\$457.98	3.99%
Combined	\$731.00	4.99%

Annual Cost Based on Local, State & Federal Data

(59.70 HCF – See Appendix C
for Data & Calc.)

Water	\$149.85
Sewer	\$217.04
Combined	\$366.89

In December of 2020, the MWRA Board of Directors approved Burlington's entry into the MWRA water system.

Commercial Water Rates:

First 10 kgal	\$20.00/quarter
>10 – 15 kgal	\$ 3.91/ "
>15 – 35 kgal	\$ 5.21/ "
> 35 kgal	\$ 6.20/ "

Commercial Sewer Rates:

First 10 kgal	\$34.00/quarter
>10 – 15 kgal	\$ 7.87/ "
>15 – 35 kgal	\$ 9.00/ "
> 35 kgal	\$10.69/ "

Additional 2022 Data by Community

Does this Community Use Second Meters? Yes

Does this Community Offer Senior and/or Low Income Discounts? No

Water System

Sewer System

MWRA Charges as % of Total Community Water Expenses	N/A
Miles of water pipeline replaced/rehabilitated in FY22	Less than 1
Water Capital Needs over Next Five Years	\$0-10 million
Anticipated Water Capital Spending over Next Five Years	\$100 thousand-1 million

MWRA Charges as % of Total Community Sewer Expenses	N/A
Miles of sewer pipeline replaced/rehabilitated in FY22	Less than 1
Sewer Capital Needs over Next Five Years	\$0-10 million
Anticipated Sewer Capital Spending over Next Five Years	\$100 thousand-1 million

Stormwater

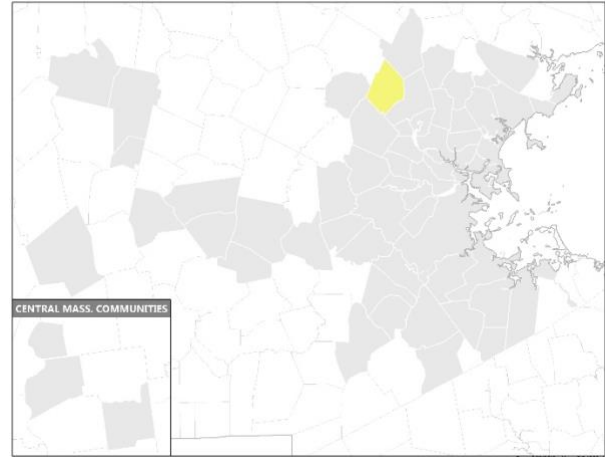
Current Funding Source of Stormwater-Related Costs:

Tax Levy

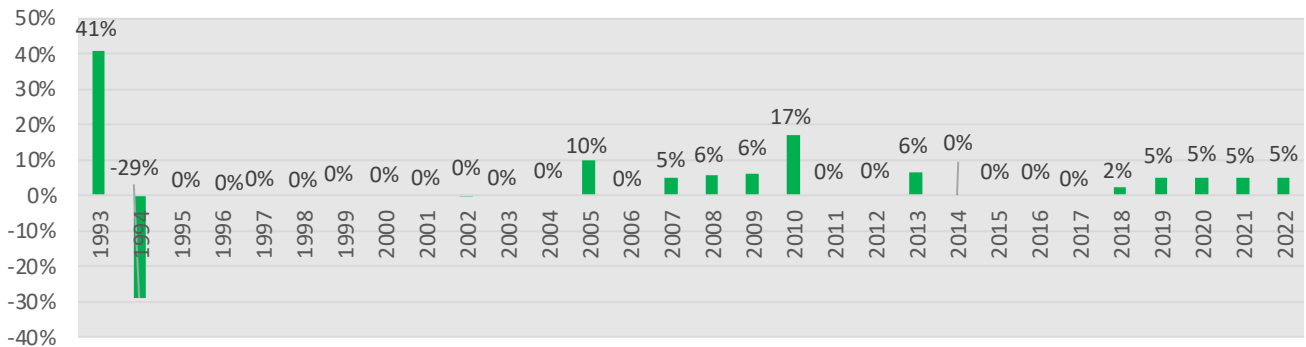
Burlington (S/ partial W)

FY 2023 MWRA Assessments

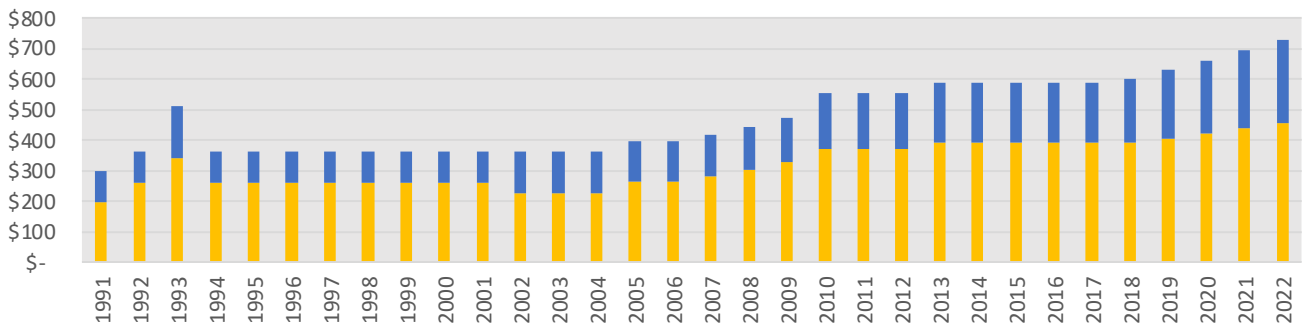
	FY22	FY23	% Change
Water	N/A	\$1,253,355	-
Sewer	\$6,168,357	\$6,021,746	-2.40%
Combined	\$6,168,357	\$6,168,357	17.90%



Combined Rate Increases 1993 through 2022



Combined Water and Sewer Rates 1990 through 2022



Average Household Water Use 2009 through 2022

