

Framingham (W/S)

Residential Water Rates:

Last adjusted: July 2019
 Next adjustment scheduled: Unknown
 Fund: Enterprise

0 – 12 HCF	\$ 6.30/HCF
>12 – 27 HCF	\$ 7.01 "
>27 – 51 HCF	\$ 8.15 "
>51 – 750 HCF	\$ 9.60 "
>750 HCF	\$11.63 "

Billing Frequency: Quarterly

Residential Sewer Rates:

Last adjusted: July 2019
 Next adjustment scheduled: Unknown
 Fund: Enterprise

0 – 12 HCF	\$ 8.18/HCF
>12 – 27 HCF	\$ 8.43 "
>27 – 51 HCF	\$ 11.33 "
>51 – 750 HCF	\$ 16.21 "
>750 HCF	\$ 23.54 "

Based on 100% of water usage.

Billing Frequency: Quarterly

Annual Cost AWWA Standard for Historical Comparison

(120 HCF ≈ 90,000 gals.)

Utility	Rate	Change from 2019
Water	\$820.80	0.00%
Sewer	\$1,034.40	0.00%
Combined	\$1,855.20	0.00%

Annual Cost Based on Local, State & Federal Data

(55.6 HCF – See Appendix C
for Data & Calc.)

Water	\$411.54
Sewer	\$523.89
Combined	\$935.42

Commercial Water Rates:

Same as residential

Commercial Sewer Rates:

Same as residential

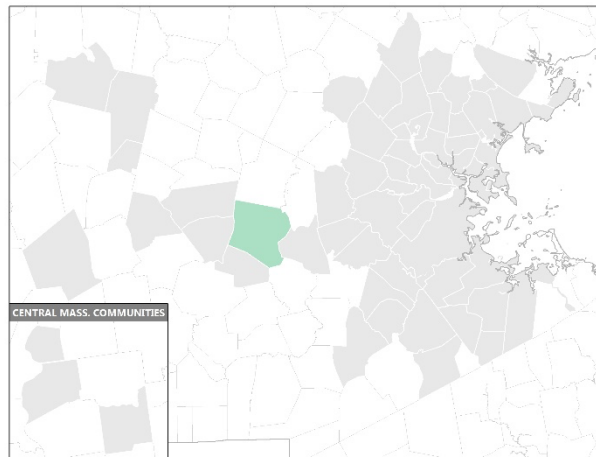
Additional 2020 Data by Community

Does this Community Use Second Meters?	Yes	Does this Community Offer Senior and/or Low Income Discounts?	Yes, Senior
Water System		Sewer System	
MWRA Charges as % of Total Community Water Expenses	25-50%	MWRA Charges as % of Total Community Sewer Expenses	25-50%
Miles of water pipeline replaced/rehabilitated in FY20	3-6 miles	Miles of sewer pipeline replaced/rehabilitated in FY20	3-6 miles
Water Capital Needs over Next Five Years	Over \$50 million	Sewer Capital Needs over Next Five Years	Over \$50 million
Anticipated Water Capital Spending over Next Five Years	Over \$10 million	Anticipated Sewer Capital Spending over Next Five Years	Over \$10 million
Stormwater			
Current Funding Source of Stormwater-Related Costs:		Tax Levy (DPW Budget)	

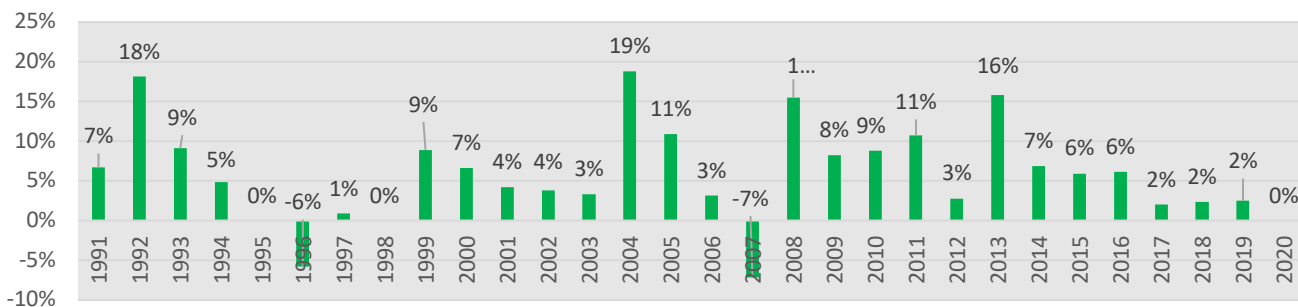
Framingham (W/S)

FY 2021 MWRA Assessments

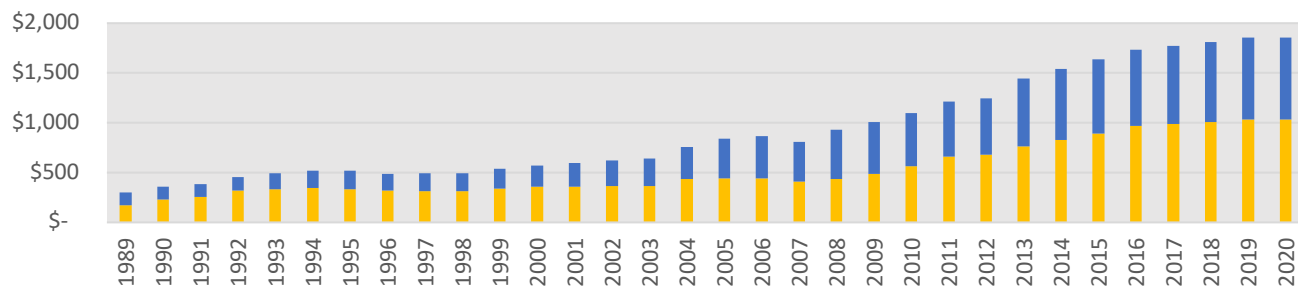
	FY20	FY21	% Change
Water	\$8,448,119	\$8,834,401	4.60%
Sewer	\$13,569,073	\$13,209,393	-2.70%
Combined	\$22,017,192	\$22,043,794	0.10%



Combined Rate Increases 1991 through 2020



Combined Water and Sewer Rates 1989 through 2020



Average Household Water Use 2010 through 2020

