

# Randolph (S)

### Residential Water Rates:

Last adjusted: July 2019  
 Next adjustment scheduled: Unknown  
 Fund: Enterprise

Base charge: \$25.00  
 0 – 25 HCF \$ 4.40/HCF  
 >25 HCF \$ 5.59 "

Billing Frequency: Quarterly

### Residential Sewer Rates:

Last adjusted: July 2019  
 Next adjustment scheduled: Unknown  
 Fund: Enterprise

Base charge: \$12.50  
 0 – 25 HCF \$ 7.29/HCF  
 >25 HCF \$ 12.52 "

Based on 100% of water usage.  
 Billing Frequency: Quarterly

### Annual Cost AWWA Standard for Historical Comparison

(120 HCF ≈ 90,000 gals.)

Utility	Rate	Change from 2019
Water	\$651.80	0.00%
Sewer	\$1,029.40	0.00%
<b>Combined</b>	<b>\$1,681.20</b>	<b>0.00%</b>

### Annual Cost Based on Local, State & Federal Data

(59 HCF – See Appendix C  
for Data & Calc.)

Water	\$359.48
Sewer	\$479.91
<b>Combined</b>	<b>\$839.39</b>

### Commercial Water Rates:

Same as residential

### Commercial Sewer Rates:

Same as residential

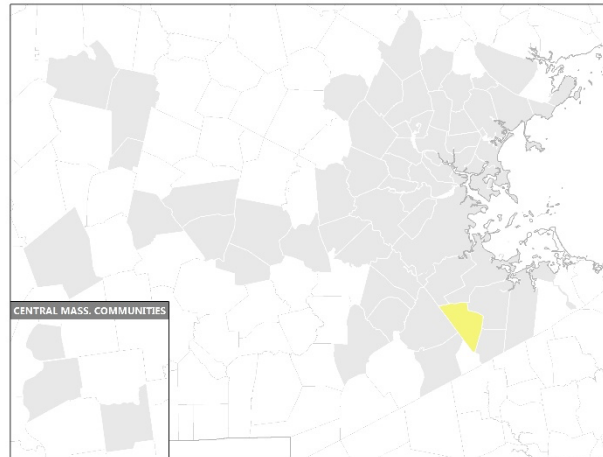
### Additional 2020 Data by Community

Does this Community Use Second Meters?	No	Does this Community Offer Senior and/or Low Income Discounts?	Yes, Senior
<b>Water System</b>		<b>Sewer System</b>	
MWRA Charges as % of Total Community Water Expenses	0-25%	MWRA Charges as % of Total Community Sewer Expenses	Over 75%
Miles of water pipeline replaced/rehabilitated in FY20	1 – 3	Miles of sewer pipeline replaced/rehabilitated in FY20	Less than 1
Water Capital Needs over Next Five Years	\$20 – 50 million	Sewer Capital Needs over Next Five Years	\$0 – 10 million
Anticipated Water Capital Spending over Next Five Years	Over \$10 million	Anticipated Sewer Capital Spending over Next Five Years	\$1 – 5 million
<b>Stormwater</b>			
Current Funding Source of Stormwater-Related Costs:		Tax Levy (DPW Budget)	

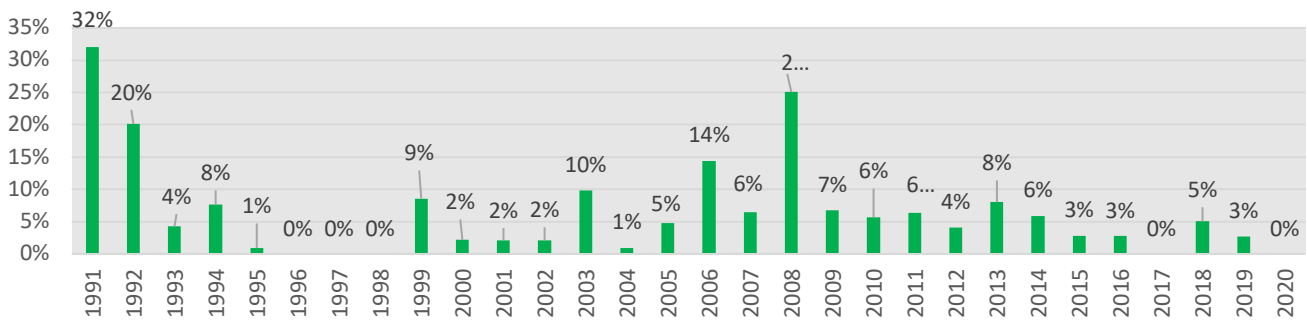
# Randolph (S)

## FY 2021 MWRA Assessments

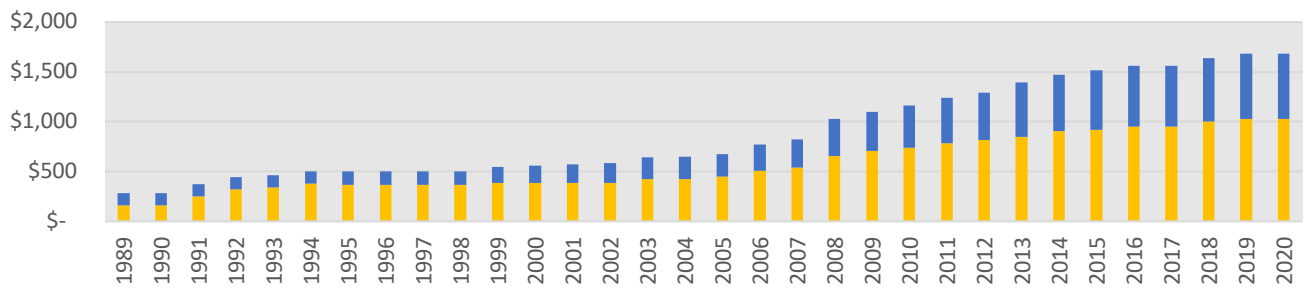
	FY20	FY21	% Change
<b>Water</b>	N/A	N/A	N/A
<b>Sewer</b>	\$6,747,779	\$6,743,289	-0.10%
<b>Combined</b>	\$6,747,779	\$6,743,289	-0.10%



### Combined Rate Increases 1991 through 2020



### Combined Water and Sewer Rates 1989 through 2020



### Average Household Water Use 2010 through 2020

