

Reading (W/S)

Residential Water Rates:

Last adjusted: September 2020
 Next adjustment scheduled: Unknown
 Fund: Enterprise

Minimum bill: \$17.66
 All units \$ 10.70/HCF

Billing Frequency: Quarterly

Residential Sewer Rates:

Last adjusted: September 2020
 Next adjustment scheduled: Unknown
 Fund: Enterprise

Minimum bill: \$19.52
 All units \$ 10.70/HCF

Based on 100% of water usage.
 Billing Frequency: Quarterly

Annual Cost AWWA Standard for Historical Comparison

(120 HCF ≈ 90,000 gals.)

Utility	Rate	Change from 2019
Water	\$1,284.00	3.18%
Sewer	\$1,284.00	-2.99%
Combined	\$2,568.00	0.00%

Annual Cost Based on Local, State & Federal Data

(57.5 HCF – See Appendix C
for Data & Calc.)

Water	\$615.12
Sewer	\$615.12
Combined	\$1,230.23

Commercial Water Rates:

Same as residential

Commercial Sewer Rates:

Same as residential

Additional 2020 Data by Community

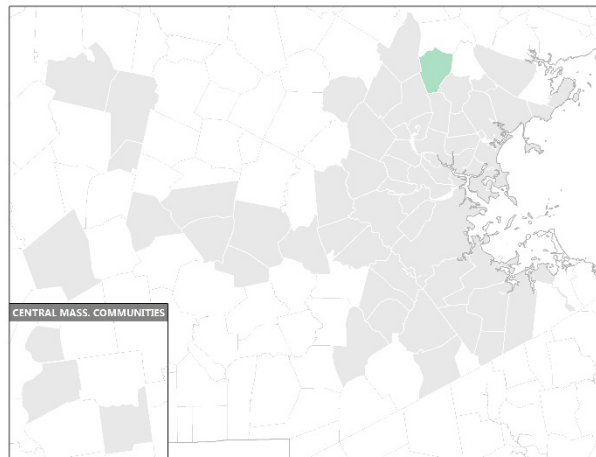
Does this Community Use Second Meters?	No	Does this Community Offer Senior and/or Low Income Discounts?	No
Water System		Sewer System	
MWRA Charges as % of Total Community Water Expenses	0-25%	MWRA Charges as % of Total Community Sewer Expenses	Over 75%
Miles of water pipeline replaced/rehabilitated in FY20	Less than 1	Miles of sewer pipeline replaced/rehabilitated in FY20	Less than 1
Water Capital Needs over Next Five Years	\$0 – 10 million	Sewer Capital Needs over Next Five Years	\$5 - 10 million
Anticipated Water Capital Spending over Next Five Years	\$5 – 10 million	Anticipated Sewer Capital Spending over Next Five Years	\$1 – 5 million
Stormwater			
Current Funding Source of Stormwater-Related Costs:		Flat Stormwater Fee	

Reading is 1 of 4 MWRA communities that has established a special assessment to fund stormwater-related costs. The residential stormwater fee is \$10 per quarter; \$40 per year. For more information, see [Appendix G](#).

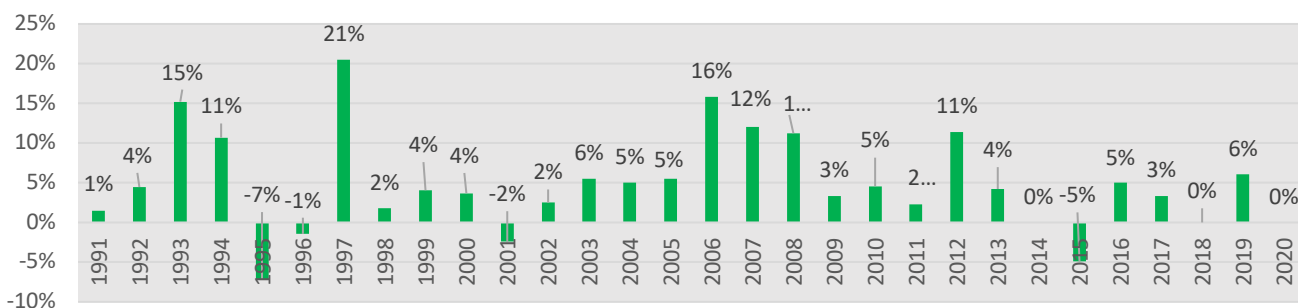
Reading (W/S)

FY 2021 MWRA Assessments

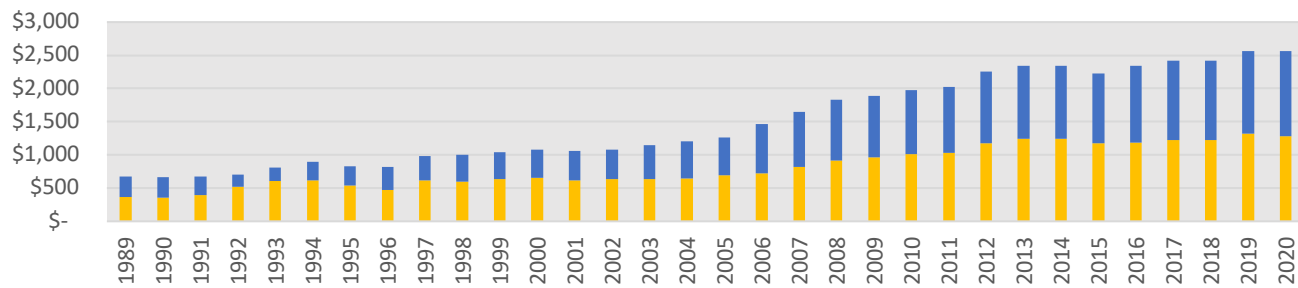
	FY20	FY21	% Change
Water	\$2,370,637	\$2,399,752	1.20%
Sewer	\$5,377,793	\$5,250,778	-2.40%
Combined	\$7,748,430	\$7,650,530	-1.30%



Combined Rate Increases 1991 through 2020



Combined Water and Sewer Rates 1989 through 2020



Average Household Water Use 2010 through 2020

