

# Somerville (W/S)

### Residential Water Rates:

Last adjusted: July 2020  
 Next adjustment scheduled: July 2021  
 Fund: Enterprise

0 – 8 HCF	\$4.20/HCF
>8 – 13 HCF	\$4.68 "
>13 – 67 HCF	\$6.74 "
>67 – 133 HCF	\$7.06 "
>133 HCF	\$7.34 "

Billing Frequency: Tri-Annually

### Residential Sewer Rates:

Last adjusted: July 2020  
 Next adjustment scheduled: July 2021  
 Fund: Enterprise

Sewer Fee	\$40.00/bill
0 – 8 HCF	\$ 7.98/HCF
>8 – 13 HCF	\$8.87 "
>13 – 67 HCF	\$ 11.32 "
>67 – 133 HCF	\$11.87 "
>133 HCF	\$12.29 "

Based on 100% of water usage.

Billing Frequency: Tri-Annually

### Annual Cost AWWA Standard for Historical Comparison

(120 HCF ≈ 90,000 gals.)

Utility	Rate	Change from 2019
Water	\$723.12	7.49%
Sewer	\$1,368.84	2.30%
<b>Combined</b>	<b>\$2,091.96</b>	<b>4.03%</b>

### Annual Cost Based on Local, State & Federal Data

(48.1 HCF – See Appendix C  
for Data & Calc.)

Water	\$278.97
Sewer	\$622.87
<b>Combined</b>	<b>\$901.84</b>

### Commercial Water Rates:

Same as residential

### Commercial Sewer Rates:

Same as residential

### Additional 2020 Data by Community

Does this Community Use Second Meters?	No	Does this Community Offer Senior and/or Low Income Discounts?	No
<b>Water System</b>		<b>Sewer System</b>	
MWRA Charges as % of Total Community Water Expenses	50-75%	MWRA Charges as % of Total Community Sewer Expenses	Over 75%
Miles of water pipeline replaced/rehabilitated in FY20	1 – 3	Miles of sewer pipeline replaced/rehabilitated in FY20	Less than 1
Water Capital Needs over Next Five Years	\$10 – 20 million	Sewer Capital Needs over Next Five Years	\$10 – 20 million
Anticipated Water Capital Spending over Next Five Years	Over \$10 million	Anticipated Sewer Capital Spending over Next Five Years	Over \$10 million

### Stormwater

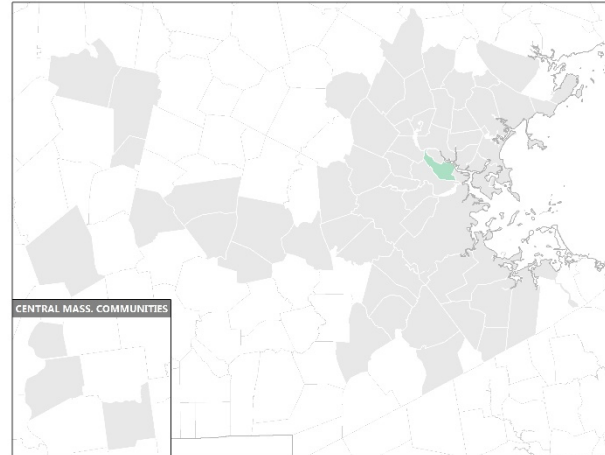
Current Funding Source of Stormwater-Related Costs:

Water/Sewer Rates

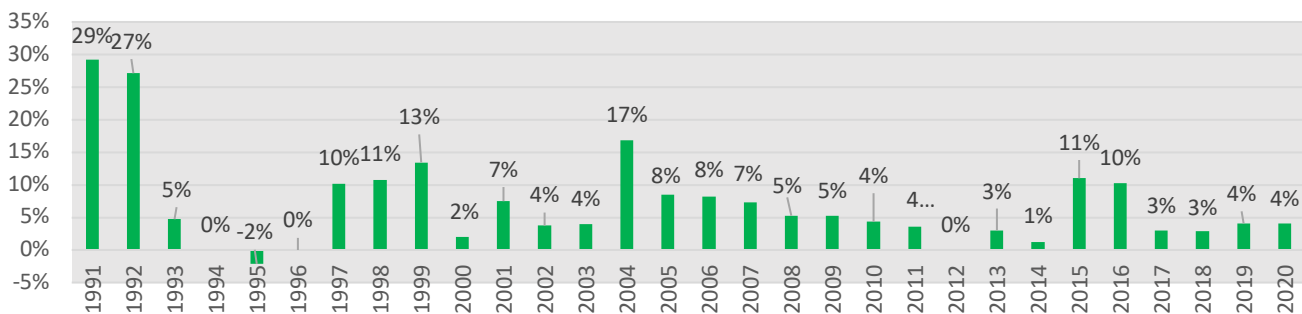
# Somerville (W/S)

## FY 2021 MWRA Assessments

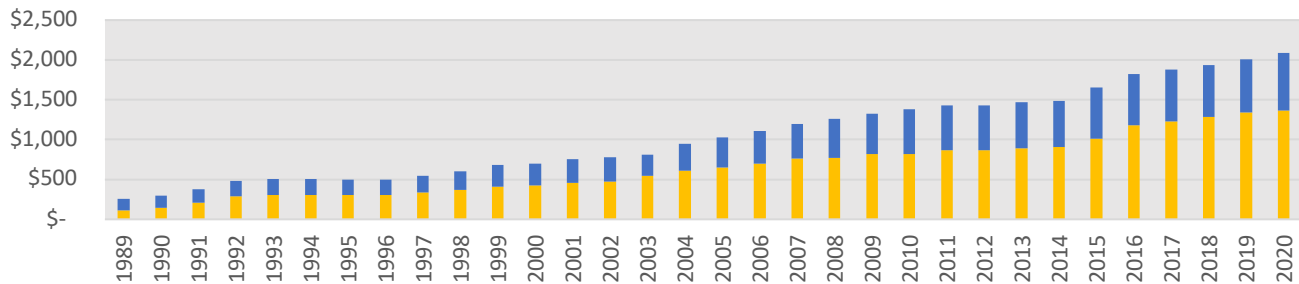
	FY20	FY21	% Change
<b>Water</b>	\$8,240,009	\$8,711,112	5.70%
<b>Sewer</b>	\$17,492,310	\$16,822,763	-3.80%
<b>Combined</b>	\$25,732,319	\$25,533,875	-0.80%



### Combined Rate Increases 1991 through 2020



### Combined Water and Sewer Rates 1989 through 2020



### Average Household Water Use 2010 through 2020

