

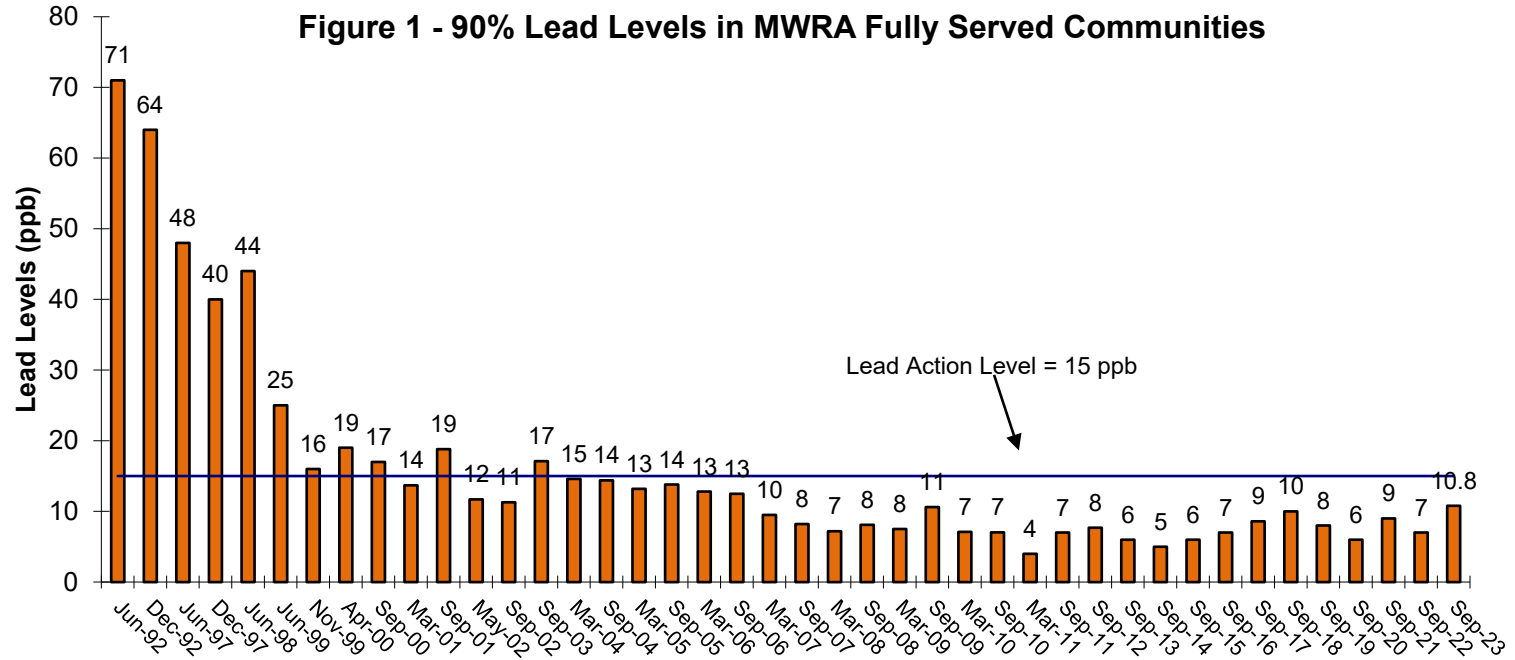


## Update on Lead and Copper Rule Sampling to MWRA Advisory board Operations Committee

January 5, 2024

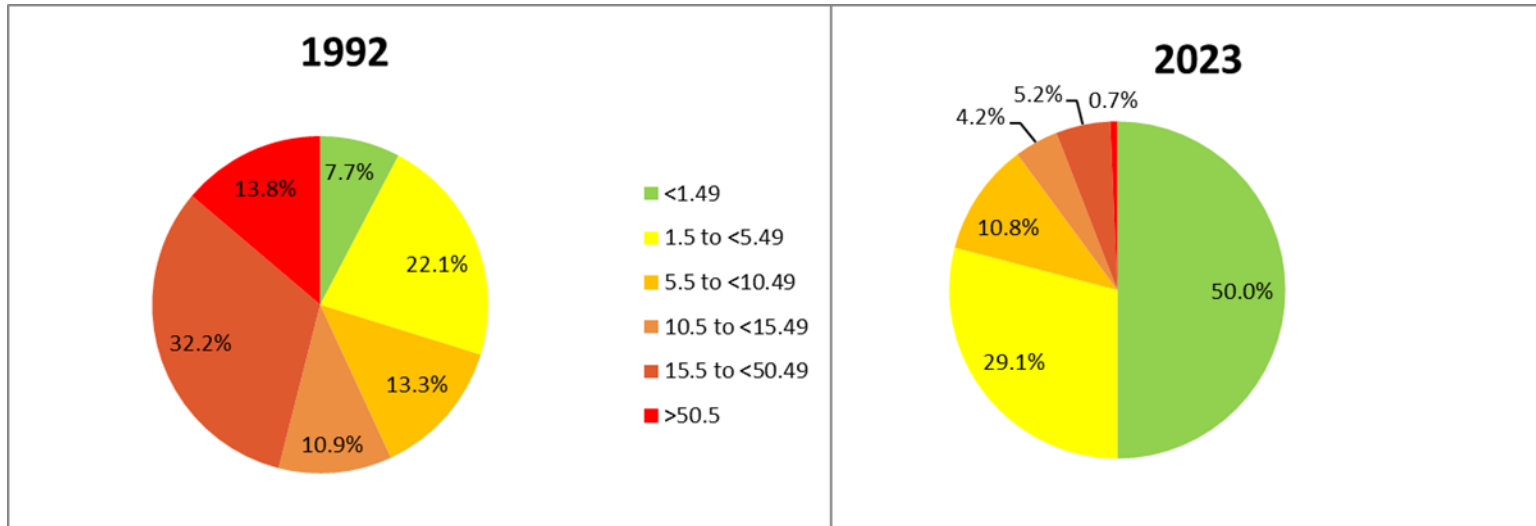


**Figure 1 - 90% Lead Levels in MWRA Fully Served Communities**





# Significant Increase in Samples with Lowest Lead Levels



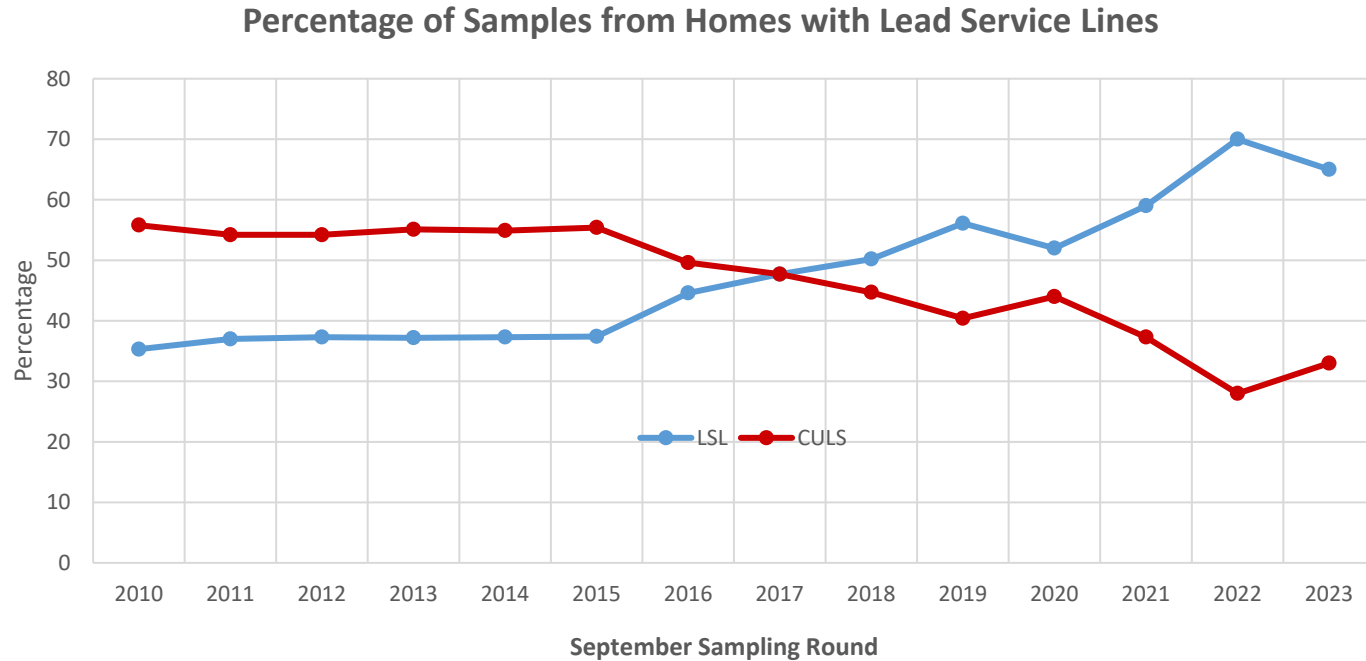


## NEW EPA Requirements

- Lead Action Level Lowered to 10 ppb (from 15 ppb)
- If have LSL, must sample LSL
- Sampling procedures changed (will increase lead levels)
- Replacement of LSL w/i 10 years (regardless of lead levels)
- Option to defer changes to corrosion control if replace LSL w/i 5 years
- More details on changes to LCR in training later this winter



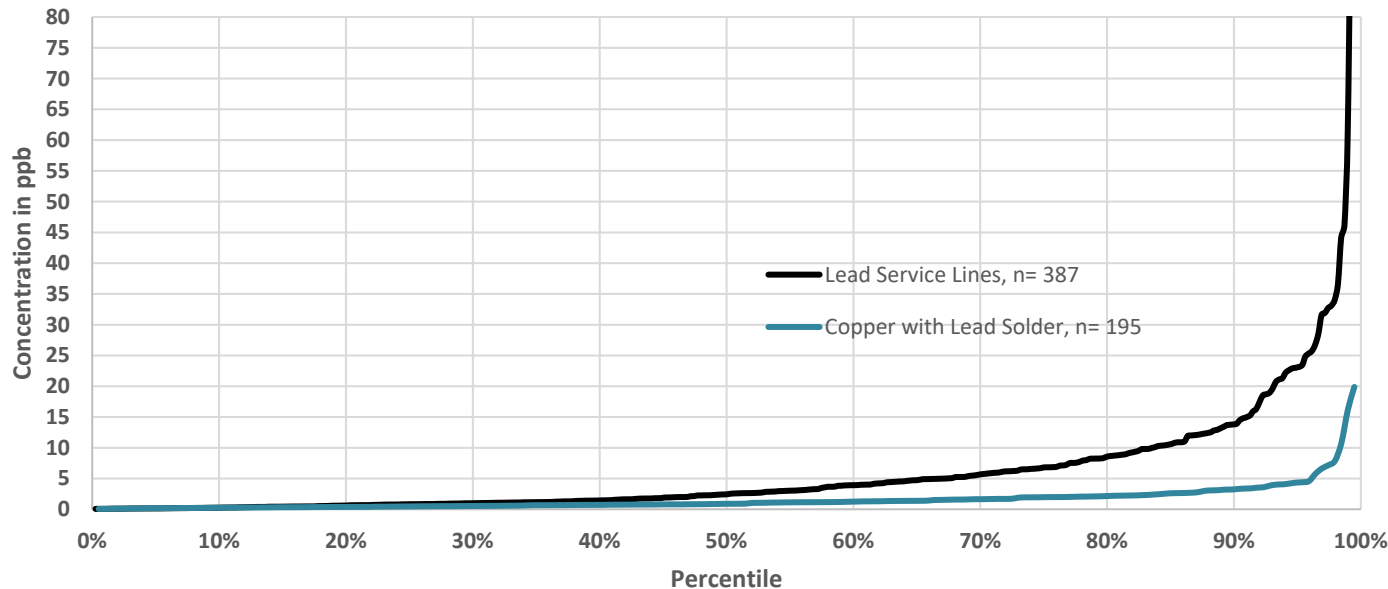
# Share of sample pool that is LSL has increased substantially





# 2023 Sampling Results – 10.8 ppb - 65% LSL

2023 Sampling Round Results



Type	Median	75 <sup>th</sup> Percentile	90 <sup>th</sup> Percentile	95 <sup>th</sup> Percentile	% of Total
LSL	2	7	13	23	65
CULS	1	2	3	4	33



## Over past 10 years – vast majority of sites over the AL were LSL

Action Level = 15		Action Level = 10
1028	Unique sites sampled	1028
101	# over AL	161
92	# that were LSL	147
6	# that were lead solder	9



## 90<sup>th</sup> Percentile Results Significantly Lower for Non LSL Sites

Year ***	2018	2019	2020	2021	2022	2023
90th Percentile Full system	10	8	6	9	7	11
90th Percentile Just LSL	12	11	8	13	9	14
90th Percentile Just Lead Solder	3	3	2	3	2	3

Red shows results over proposed new Action Level of 10 ppb