

Dedham (S/ partial W)



Residential Water Rates:

Last adjusted: July 2023
 Next adjustment scheduled: July 2024
 Fund: Enterprise

Minimum charge per bill includes first 3 HCF (5/8" meter)
 \$9.31
 0 – 14 HCF \$ 5.10/HCF
 14 – 25 HCF \$ 8.28 "
 >25 HCF \$ 10.73 "

Billing Frequency: Monthly

Residential Sewer Rates:

Last adjusted: June 2008
 Next adjustment scheduled: Unknown
 Fund: Enterprise

Minimum charge per bill includes first 3 HCF (5/8" meter)
 \$32.32
 >5 HCF \$ 8.08/HCF

Billing Frequency: Quarterly

Annual Cost AWWA Standard for Historical Comparison

(120 HCF ≈ 90,000 gals.)

Utility	Rate	Change from 2022
Water	\$723.72	5.46%
Sewer	\$937.28	0.00%
Combined	\$1,623.56	2.31%

Annual Cost Based on Local, State & Federal Data

(77.40 HCF – See Appendix C
for Data & Calc.)

Water	\$506.44
Sewer	\$754.64*
Combined	\$1,261.08

Commercial Water Rates:

0 – 25 HCF \$5.10/HCF
 >25 HCF \$ 8.28 "

Commercial Sewer Rates:

Minimum charge (with 9HCF): \$45.20
 All other units \$11.30/HCF

Additional 2023 Community Data

Does this Community Use Second Meters?	Yes	Does this Community Offer Senior and/or Low Income Discounts?	Yes, Low Income
--	-----	---	-----------------

Stormwater

Current Funding Source of Stormwater-Related Costs:

Tax Levy (DPW Budget)

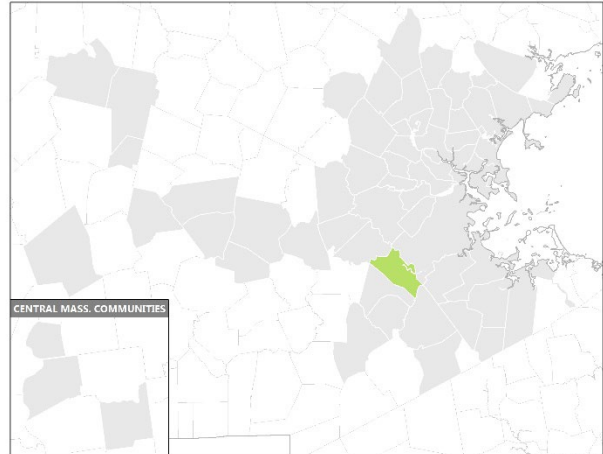
*Second meter deduction may not be applied.

Dedham (S/ partial W)

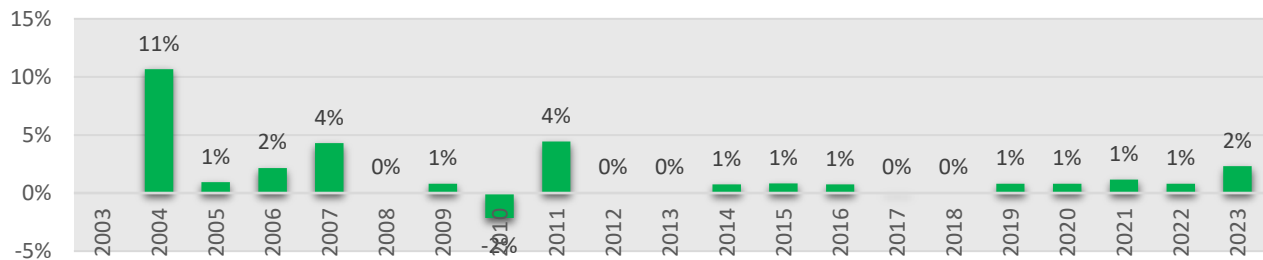


FY 2024 MWRA Assessments

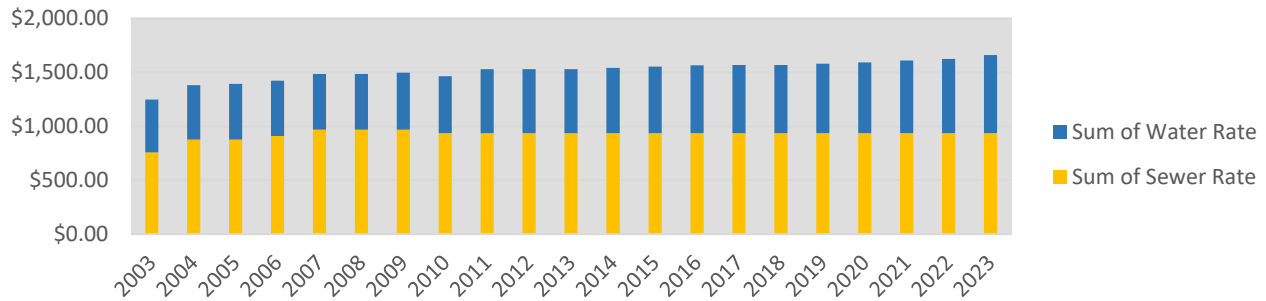
	FY23	FY24	% Change
Water	\$256,078	\$670,890	162.00%
Sewer	\$6,153,063	\$6,409,056	4.20%
Combined	\$6,409,141	\$7,079,946	10.46%



Combined Rate increases 2003 through 2023



Combined Water and Sewer Rates 2003 through 2023



Average Household Water Use 2009 through 2023

