

Lexington (W/S)



Residential Water Rates:

Last adjusted: April 2023

Next adjustment scheduled: Unknown

Fund: Enterprise

0 – 40 HCF \$5.06/HCF
 40 – 80 HCF \$7.59 "
 >80 HCF \$10.02 "

Billing Frequency: Semi-Annually

Residential Sewer Rates:

Last adjusted: April 2023

Next adjustment scheduled: Unknown

Fund: Enterprise

0 – 40 HCF \$9.73/HCF
 40 – 80 HCF \$15.89 "
 >80 HCF \$25.27 "

Based on 100% of water usage.

Billing Frequency: Semi-Annually

Annual Cost AWWA Standard for Historical Comparison

(120 HCF ≈ 90,000 gals.)

Utility	Rate	Change from 2022
Water	\$708.40	6.56%
Sewer	\$1,414.00	10.95%
Combined	\$2,122.40	9.45%

Annual Cost Based on Local, State & Federal Data

(97.23 HCF – See Appendix C
for Data & Calc.)

Water	\$535.58
Sewer	\$1,052.20*
Combined	\$1,587.79

Commercial Water Rates:

Same as residential

Commercial Sewer Rates:

Same as residential

Additional 2023 Data by Community

Does this Community Use Second Meters? Yes

Does this Community Offer Senior and/or Low Income Discounts? Yes, Low Income

Stormwater

Current Funding Source of Stormwater-Related Costs:

Operating Budget / Tax Levy

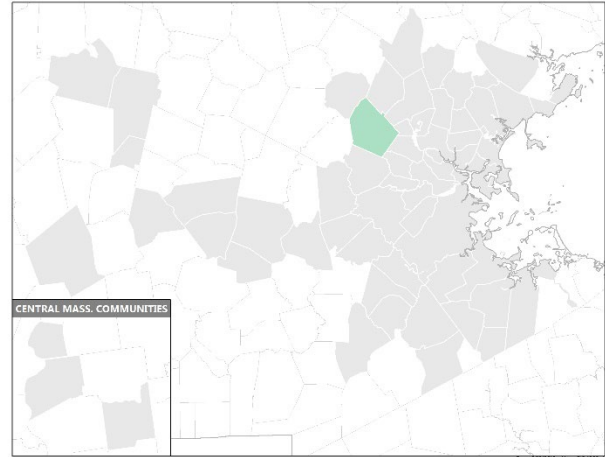
*Second meter deduction may not be applied.

Lexington (W/S)

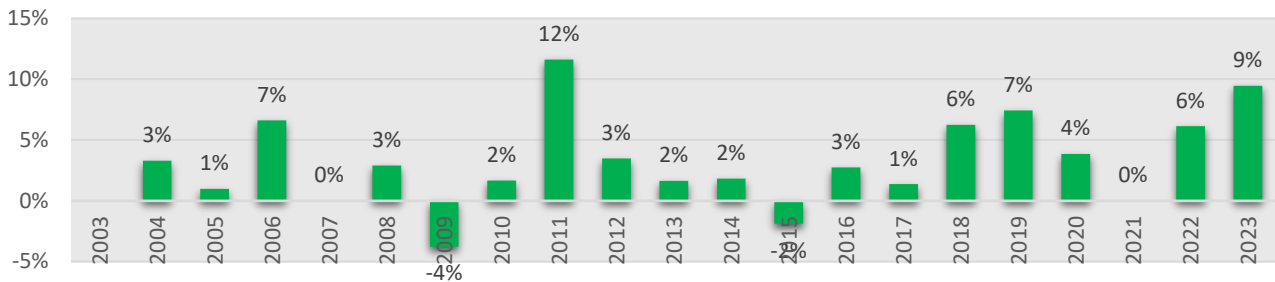


FY 2024 MWRA Assessments

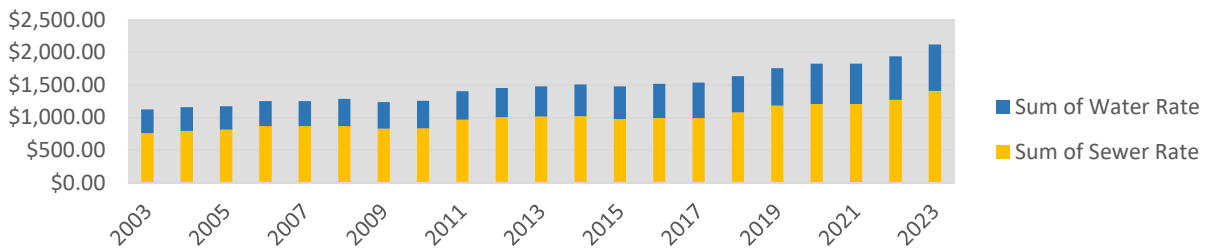
	FY23	FY24	% Change
Water	\$8,493,467	\$8,832,742	4.00%
Sewer	\$8,432,789	\$8,861,891	5.10%
Combined	\$16,926,256	\$17,694,633	4.50%



Combined Rate increases 2003 through 2023



Combined Water and Sewer Rates 2003 through 2023



Average Household Water Use 2009 through 2023

