

Milton (W/S)



Residential Water Rates:

Last adjusted: July 2023

Next adjustment scheduled: July 2024

Fund: Enterprise

Minimum charge (includes 0 – 6 HCF)	\$40.50/bill
6 – 30 HCF	\$8.15 /HCF
30 – 60 HCF	\$8.99 "
>60 HCF	\$9.55 "

Billing Frequency: Quarterly

Residential Sewer Rates:

Last adjusted: July 2023

Next adjustment scheduled: July 2024

Fund: Enterprise

Minimum charge (includes 0 – 6 HCF)	\$48.72/bill
6 – 30 HCF	\$15.30/HCF
30 – 60 HCF	\$16.83 "
>60 HCF	\$18.00 "

Based on 100% of water usage.

Billing Frequency: Quarterly

Annual Cost AWWA Standard for Historical Comparison

(120 HCF ≈ 90,000 gals.)

Utility	Rate	Change from 2022
Water	\$944.40	3.04%
Sewer	\$1,663.68	11.11%
Combined	\$2,608.08	8.04%

Annual Cost Based on Local, State & Federal Data

(78.67 HCF – See Appendix C
for Data & Calc.)

Water	\$589.67
Sewer	\$928.30*
Combined	\$1,517.96

Commercial Water Rates:

Same as residential

Commercial Sewer Rates:

Same as residential

Additional 2023 Data by Community

Does this Community Use Second Meters?

Yes

Does this Community Offer Senior and/or Low Income Discounts?

No

Stormwater

Current Funding Source of Stormwater-Related Costs:

Special Assessment/ Fee

*Second meter deduction may not be applied.

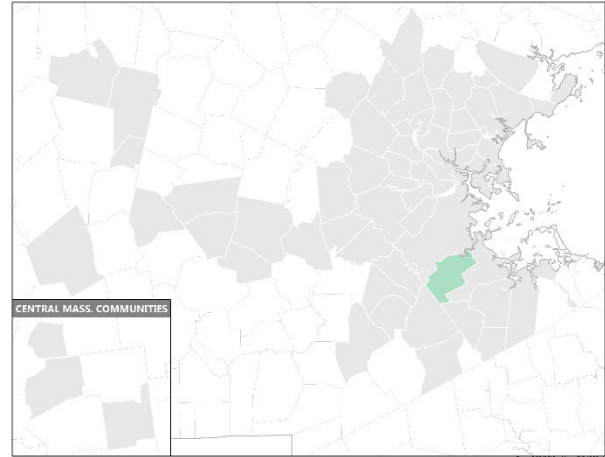
Milton is 1 of 4 MWRA communities that has established a special assessment to fund stormwater-related costs. The residential stormwater fee is based on square footage of impervious area. For more information, see [Appendix G](#).

Milton (W/S)

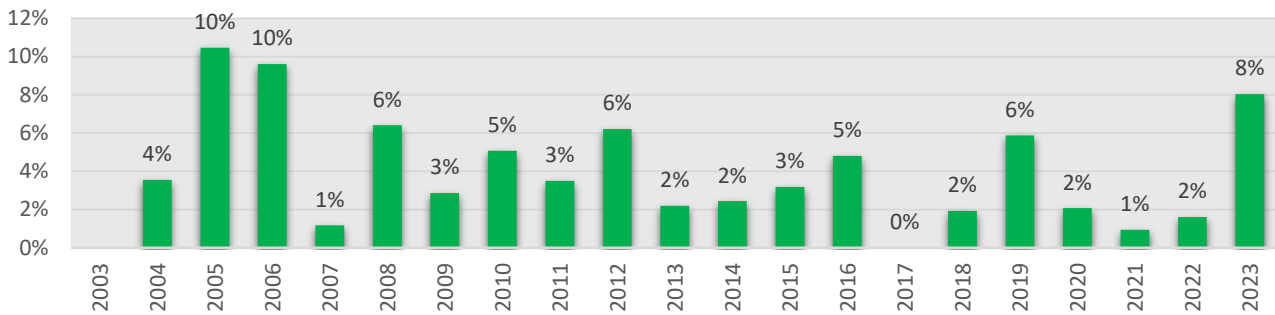


FY 2024 MWRA Assessments

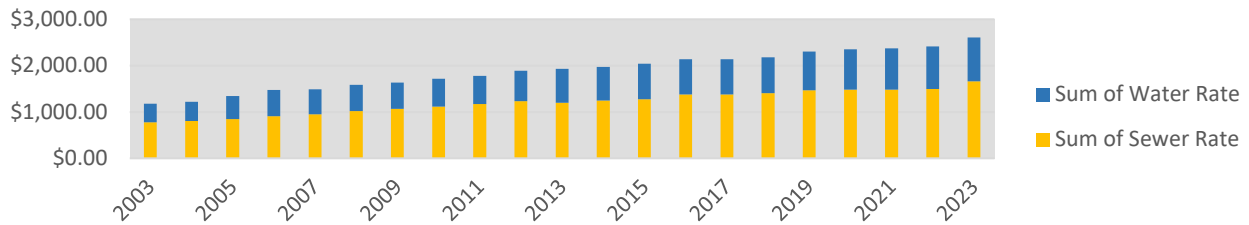
	FY23	FY24	% Change
Water	\$4,022,582	\$4,176,564	3.80%
Sewer	\$6,075,110	\$6,314,438	3.90%
Combined	\$10,097,692	\$10,491,002	3.90%



Combined Rate increases 2003 through 2023



Combined Water and Sewer Rates 2003 through 2023



Average Household Water Use 2009 through 2023

