

Bedford (S/partial W)



Residential Water Rates:

Last adjusted: July 2023
 Next adjustment scheduled: July 2024
 Fund: General

Base charge per bill \$24.00
 0 – 20 HCF \$ 1.80/HCF
 >20 HCF \$ 11.20 "

Billing Frequency: Semi-Annually

Residential Sewer Rates:

Last adjusted: July 2023
 Next adjustment scheduled: July 2024
 Fund: General

Base charge per bill \$30.00
 0 – 20 HCF \$ 3.30/HCF
 >20 HCF \$ 16.30 "

Based on 100% of water usage.
 Billing Frequency: Semi-Annually

Annual Cost AWWA Standard for Historical Comparison

(120 HCF ≈ 90,000 gals.)

Utility	Rate	Change from 2022
Water	\$1,016.00	2.42%
Sewer	\$1,496.00	14.37%
Combined	\$2,512.00	9.22%

Annual Cost Based on Local, State & Federal Data

(77.17 HCF – See Appendix C
for Data & Calc.)

Water	\$536.32
Sewer	\$797.90*
Combined	\$1,334.22

Commercial Water Rates:

Same as residential

Commercial Sewer Rates:

Same as residential, but prorated and billed on a monthly basis (monthly base charge is 1/6 the semi-annual)

Additional 2023 Data by Community

Does this Community Use Second Meters?	Yes	Does this Community Offer Senior and/or Low Income Discounts?	No
--	-----	---	----

Stormwater

Current Funding Source of Stormwater-Related Costs:

Tax Levy (DPW Budget)

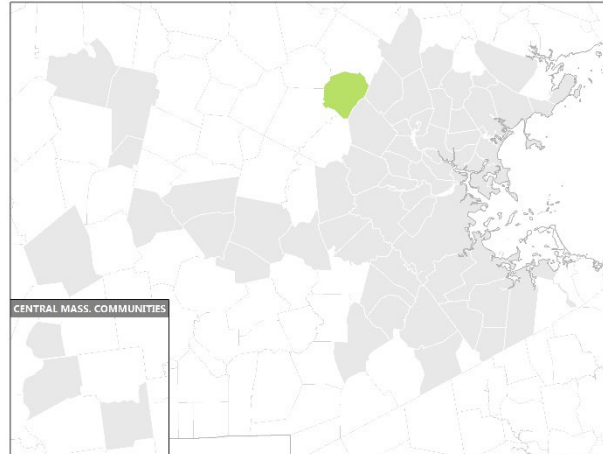
*Second meter deduction may not be applied.

Bedford (S/partial W)

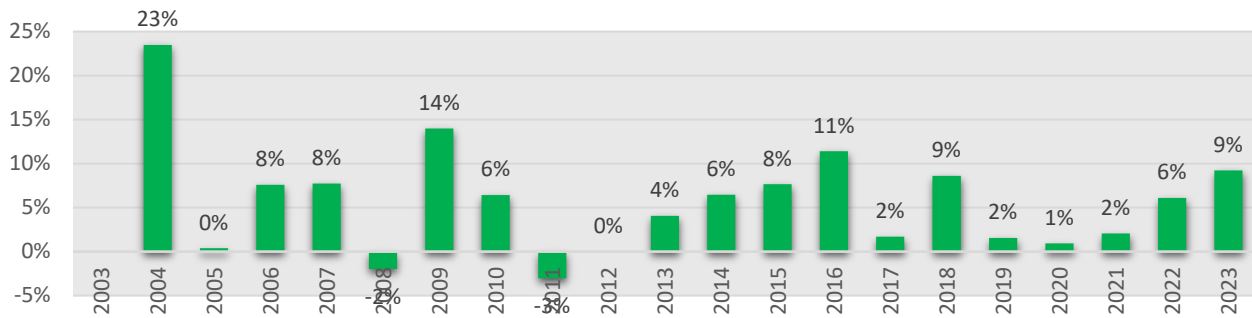


FY 2024 MWRA Assessments

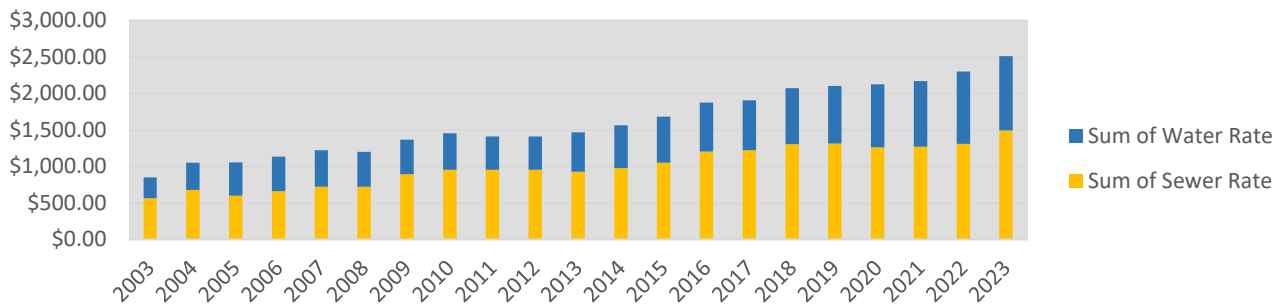
	FY23	FY24	% Change
Water	N/A	N/A	N/A
Sewer	\$3,696,476	\$3,784,242	2.40%
Combined	\$3,696,476	\$3,784,242	2.40%



Combined Rate increases 2003 through 2023



Combined Water and Sewer Rates 2003 through 2023



Average Household Water Use 2009 through 2023

