

Quincy (W/S)



Residential Water Rates:

Last adjusted: July 2023
 Next adjustment scheduled: July 2024
 Fund: Enterprise
 All units \$7.94/HCF
 Billing Frequency: Quarterly

Residential Sewer Rates:

Last adjusted: July 2023
 Next adjustment scheduled: July 2024
 Fund: Enterprise
 All units \$15.60/HCF
 Based on 70% of water usage.
 Billing Frequency: Quarterly

Annual Cost AWWA Standard for Historical Comparison

(120 HCF ≈ 90,000 gals.)

Utility	Rate	Change from 2022
Water	\$952.80	6.72%
Sewer	\$1,310.40	3.24%
Combined	\$2,263.20	4.68%

Annual Cost Based on Local, State & Federal Data

(38.37 HCF – See Appendix C
for Data & Calc.)

Water	\$304.66
Sewer	\$419.00*
Combined	\$723.65

Commercial Water Rates:

Same as residential

Commercial Sewer Rates:

Same as residential

Additional 2023 Data by Community

Does this Community Use Second Meters?	Yes	Does this Community Offer Senior and/or Low Income Discounts?	Yes, Low Income
--	-----	---	-----------------

Stormwater

Current Funding Source of Stormwater-Related Costs:

Tax Levy (DPW Budget)

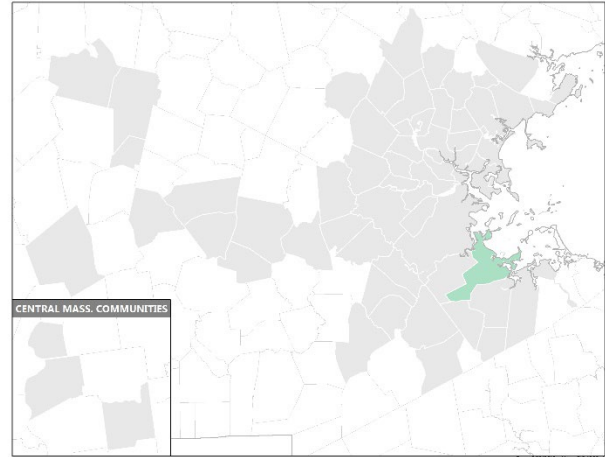
*Second meter deduction may not be applied.

Quincy (W/S)

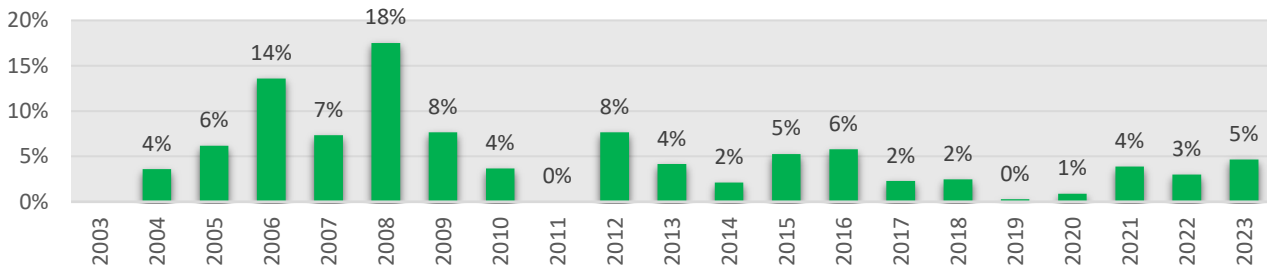


FY 2024 MWRA Assessments

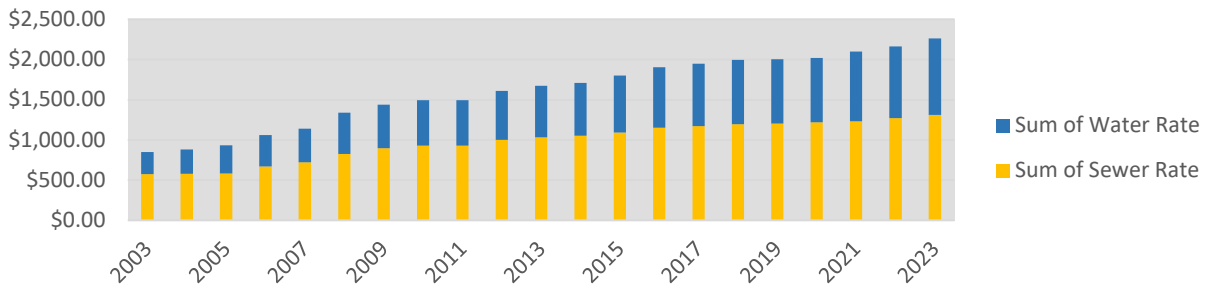
	FY23	FY24	% Change
Water	\$13,856,502	\$14,041,679	1.30%
Sewer	22,536,756	23,052,419	2.3%
Combined	\$36,393,258	\$37,094,098	1.90%



Combined Rate increases 2003 through 2023



Combined Water and Sewer Rates 2003 through 2023



Average Household Water Use 2009 through 2023

