

Walpole (S)



Residential Water Rates:

Last adjusted: July 2023
 Next adjustment scheduled: July 2024
 Fund: Enterprise

0 – 15 HCF \$ 5.499/HCF
 15 – 24 HCF \$ 7.08 "
 24 – 37.5 HCF \$ 9.67 "
 >27.50 HCF \$12.375 "

Billing Frequency: Quarterly

Residential Sewer Rates:

Last adjusted: July 2023
 Next adjustment scheduled: July 2024
 Fund: Enterprise

All units \$ 10.712/HCF

Based on 80% of water usage.
 Billing Frequency: Quarterly

Annual Cost AWWA Standard for Historical Comparison

(120 HCF ≈ 90,000 gals.)

Utility	Rate	Change from 2022
Water	\$816.95	6.02%
Sewer	\$1,092.62	11.56%
Combined	\$1,909.58	9.12%

Annual Cost Based on Local, State & Federal Data

(68.99 HCF – See Appendix C
for Data & Calc.)

Water	\$393.62
Sewer	\$628.13*
Combined	\$1,021.75

Commercial Water Rates:

Same as residential

Commercial Sewer Rates:

Same as residential

Additional 2023 Data by Community

Does this Community Use Second Meters?	Yes	Does this Community Offer Senior and/or Low Income Discounts?	No
--	-----	---	----

Stormwater

Current Funding Source of Stormwater-Related Costs:

Tax Levy (DPW Budget)

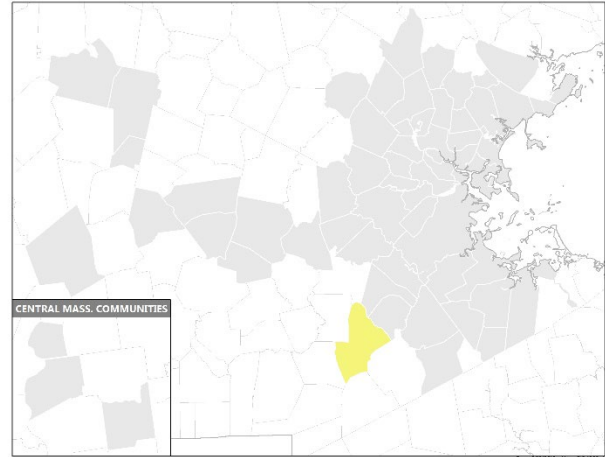
*Second meter deduction may not be applied.

Walpole (S)

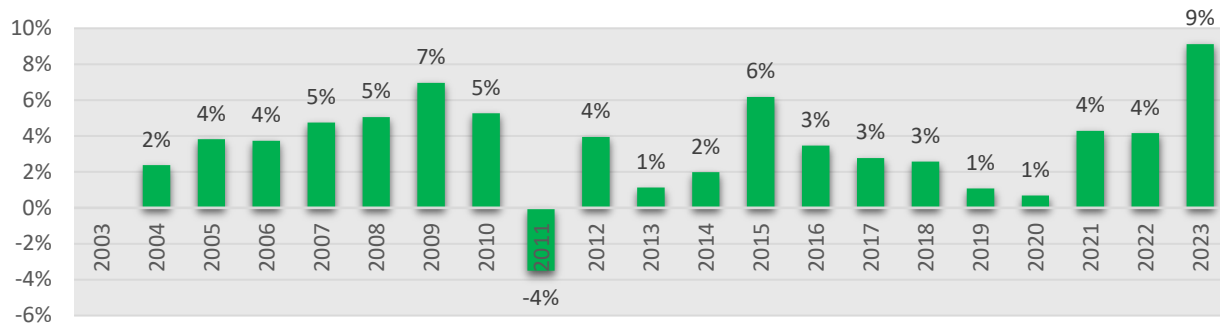


FY 2024 MWRA Assessments

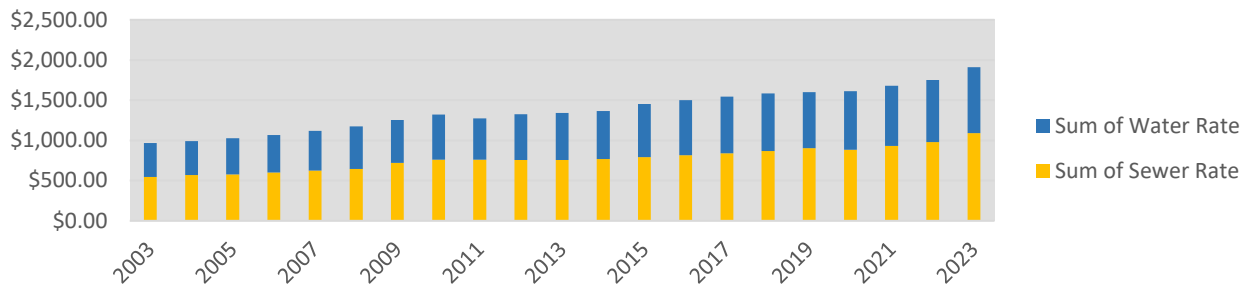
	FY23	FY24	% Change
Water	N/A	N/A	N/A
Sewer	\$4,449,490	\$4,614,313	3.70%
Combined	\$4,449,490	\$4,614,313	3.70%



Combined Rate increases 2003 through 2023



Combined Water and Sewer Rates 2003 through 2023



Average Household Water Use 2009 through 2023

