

Waltham (W/S)



Residential Water Rates:

Last adjusted: January 2023
 Next adjustment scheduled: January 2024
 Fund: Enterprise

Minimum Charge: \$9.21
 0 – 21 HCF \$3.07/HCF
 21 – 45 HCF \$4.15 "
 45 – 120 HCF \$8.90 "
 >120 HCF \$12.14 "

Billing Frequency: Quarterly

Residential Sewer Rates:

Last adjusted: January 2023
 Next adjustment scheduled: January 2024
 Fund: Enterprise

Minimum Charge: \$16.38
 0 – 21 HCF \$ 5.46/HCF
 21 – 45 HCF \$ 7.63 "
 45 – 120 HCF \$16.26 "
 >120 HCF \$21.51 "

Based on 100% of water usage.
 Billing Frequency: Quarterly

Annual Cost AWWA Standard for Historical Comparison

(120 HCF ≈ 90,000 gals.)

Utility	Rate	Change from 2022
Water	\$407.28	0.00%
Sewer	\$733.32	2.52%
Combined	\$1,140.60	1.60%

Annual Cost Based on Local, State & Federal Data

(56.20 HCF – See Appendix C
for Data & Calc.)

Water	\$203.00
Sewer	\$368.06*
Combined	\$571.06

Commercial Water Rates:

Same as residential

Commercial Sewer Rates:

Same as residential

Additional 2023 Data by Community

Does this Community Use Second Meters?	Yes	Does this Community Offer Senior and/or Low Income Discounts?	No
--	-----	---	----

Stormwater

Current Funding Source of Stormwater-Related Costs:

General Obligation Bonds

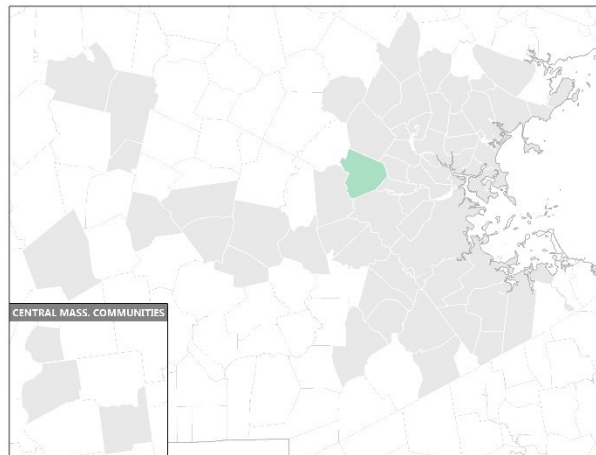
*Second meter deduction may not be applied.

Waltham (W/S)

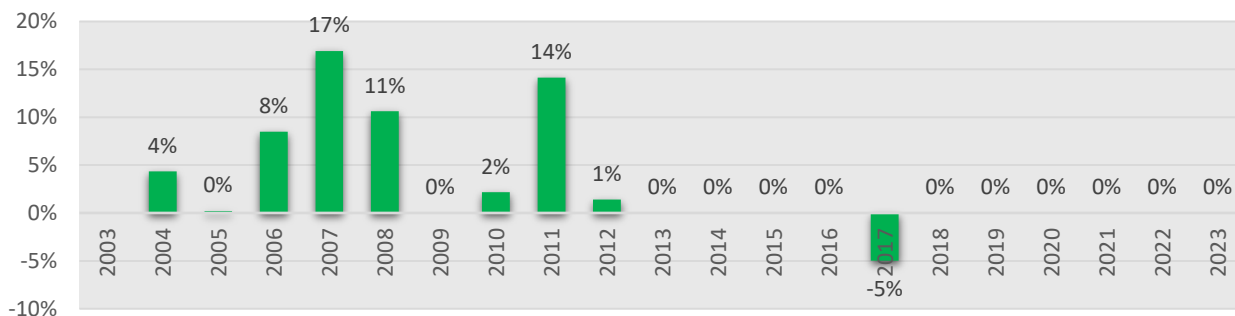


FY 2024 MWRA Assessments

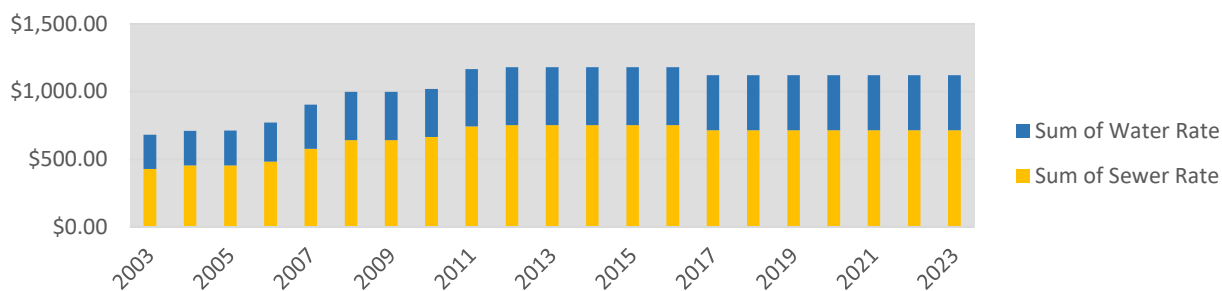
	FY23	FY24	% Change
Water	\$11,044,210	\$11,996,268	8.60%
Sewer	\$14,787,236	\$14,796,930	0.10%
Combined	\$25,831,446	\$26,793,198	3.70%



Combined Rate increases 2003 through 2023



Combined Water and Sewer Rates 2003 through 2023



Average Household Water Use 2009 through 2023

