

Braintree (S)



Residential Water Rates:

Last adjusted: July 2023

Next adjustment scheduled: July 2024

Fund: Enterprise

Base charge per bill	\$ 26.00
0 - 5 HCF	\$ 3.83/HCF
5 - 35 HCF	\$ 5.78 "
35 - 100 HCF	\$ 9.44 "
100 - 200 HCF	\$ 14.93 "
>200 HCF	\$ 23.59 "

Billing Frequency: Quarterly

Residential Sewer Rates:

Last adjusted: July 2023

Next adjustment scheduled: July 2024

Fund: Enterprise

Base charge per bill	\$ 26.00
0 - 5 HCF	\$ 6.33/HCF
5 - 35 HCF	\$ 8.00 "
35 - 100 HCF	\$ 10.82 "
100 - 200 HCF	\$ 14.63 "
>200 HCF	\$ 19.78 "

Based on 100% of water usage.

Billing Frequency: Quarterly

Annual Cost AWWA Standard for Historical Comparison

(120 HCF ≈ 90,000 gals.)

Utility	Rate	Change from 2022
Water	\$758.60	2.57%
Sewer	\$1,030.60	1.88%
Combined	\$1,789.20	2.17%

Annual Cost Based on Local, State & Federal Data

(64.87 HCF – See Appendix C
for Data & Calc.)

Water	\$439.94
Sewer	\$589.55
Combined	\$1,029.49

Braintree has a \$5.00 discount for all customers, residential and commercial, if bill is paid within 30 days.

Commercial Water Rates:

Same as residential

Commercial Sewer Rates:

Same as residential

Additional 2023 Data by Community

Does this Community Use Second Meters? No

Does this Community Offer Senior and/or Low Income Discounts? No

Stormwater

Current Funding Source of Stormwater-Related Costs:

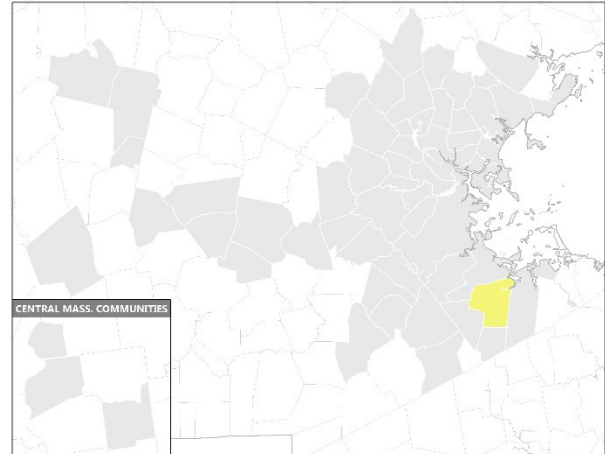
Tax Levy

Braintree (S)

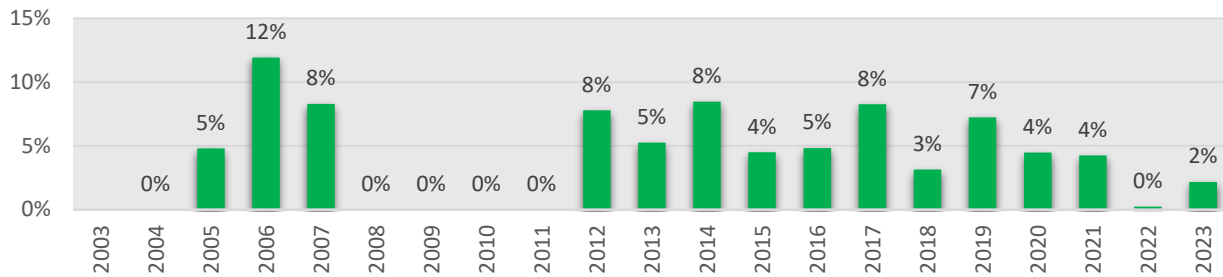


FY 2024 MWRA Assessments

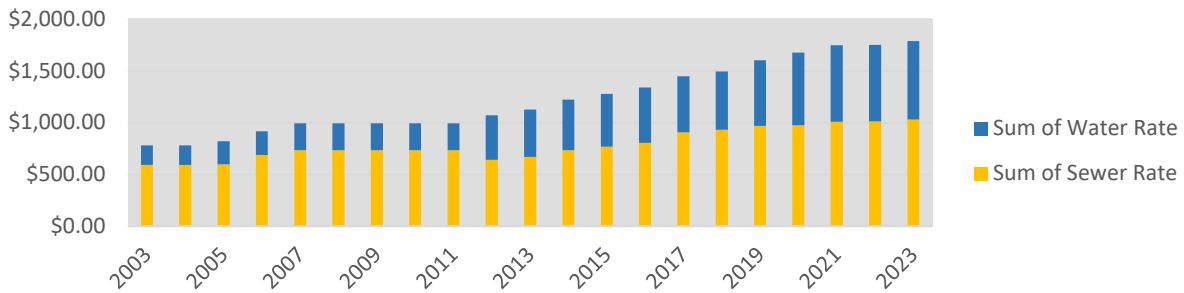
	FY23	FY24	% Change
Water	N/A	N/A	N/A
Sewer	\$10,873,607	\$10,766,148	-1.00%
Combined	\$10,873,607	\$10,766,148	-1.00%



Combined Rate increases 2003 through 2023



Combined Water and Sewer Rates 2003 through 2023



Average Household Water Use 2009 through 2023

