



2023 Annual Water & Sewer Retail Rate Survey



2023 Rate Survey



Annual Water and Sewer Retail Rate Survey

The Community Advisory Board to the
Massachusetts Water Resources Authority

2023

Scan here!



...or visit our website
www.mwraadvisoryboard.com



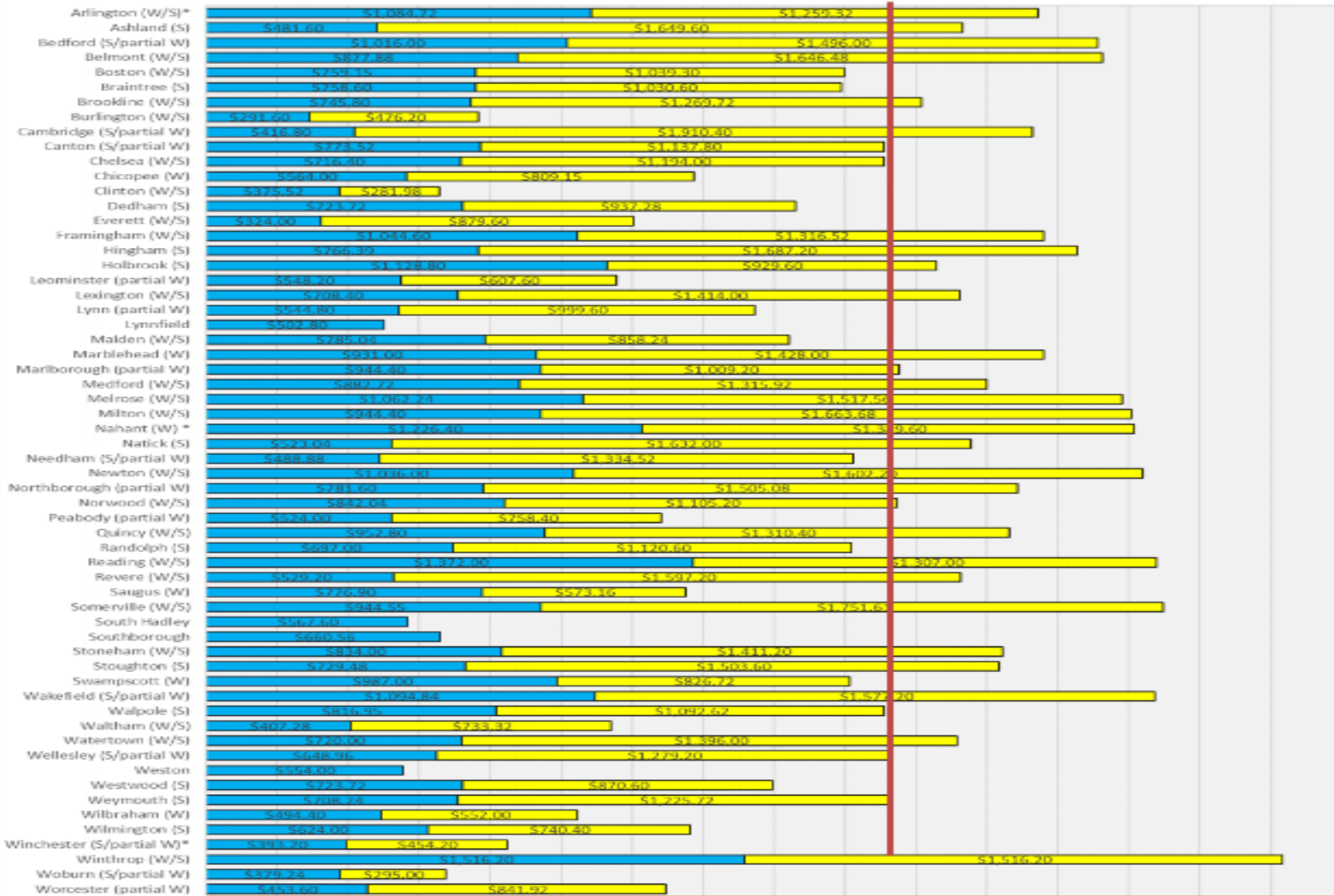
Then & Now

	2022	2023
MWRA Wholesale Assessment Increase (see Appendix D in Rate Survey)	2.85% (FY22-FY23)	2.41% (FY23-FY24)
Average Combined MWRA Retail Rate Increase (120 HCF)	4.05% (CY 2022)	5.50% (CY 2023)
Average MWRA Service Area Combined Retail Cost (120 HCF)	\$1,835 (per year)	\$1,919 (per year)
<i>Adjusted</i> Average MWRA Service Area Combined Retail Cost (see Appendix C in Rate Survey)	\$930 (per year)	\$1,012 (per year)



Combined Water and Sewer

\$0 \$200 \$400 \$600 \$800 \$1,000 \$1,200 \$1,400 \$1,600 \$1,800 \$2,000 \$2,200 \$2,400 \$2,600 \$2,800 \$3,000 \$3,200



Avg. Retail Combined Bill
(120 HCF) for MWRA

Service Area:

\$1,920

Clinton: \$657

Woburn: \$674

Norwood: \$1947

Marlborough: \$1,953

Somerville: \$2,696

Winthrop: \$3,032

Peabody:

+29.72%

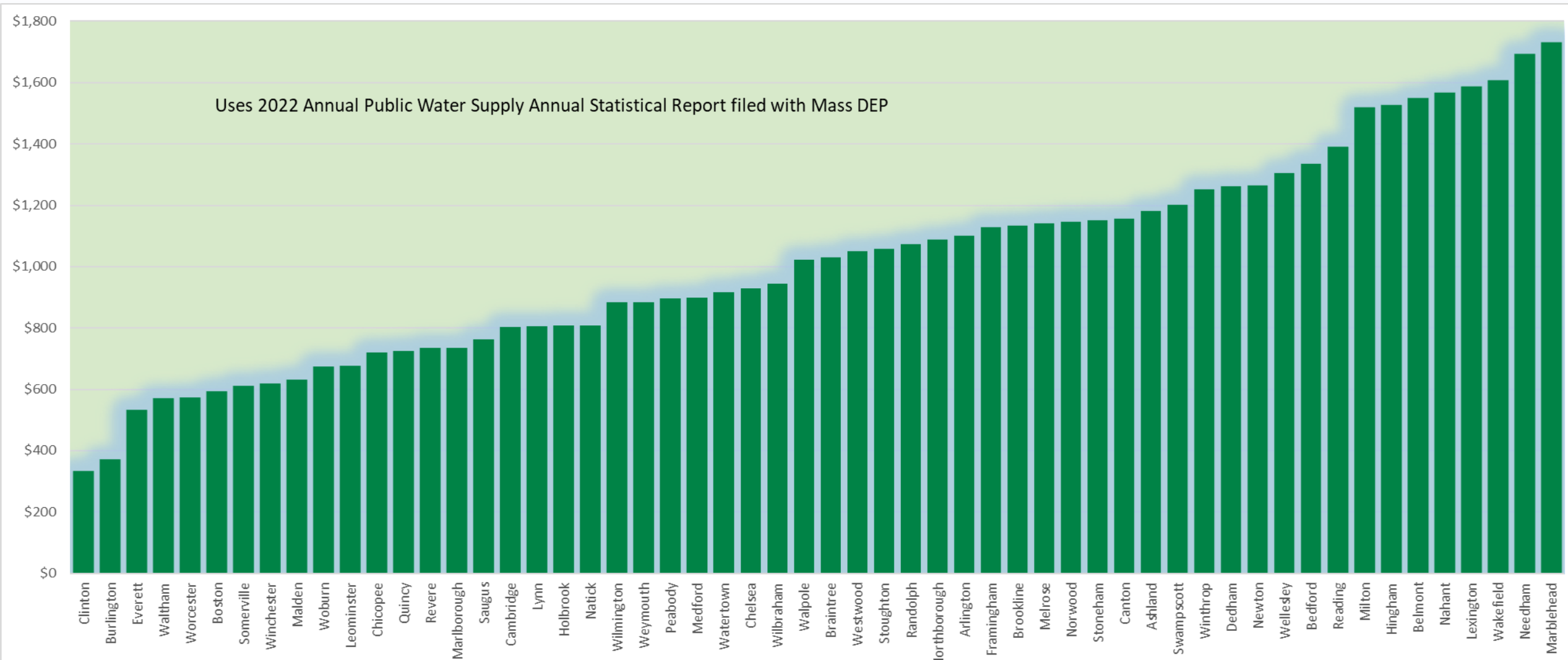


Adjusted Data

Burlington: \$373.03

Marblehead: \$1,729.91

Uses 2022 Annual Public Water Supply Annual Statistical Report filed with Mass DEP




MWRA AB Website

QR Code scan

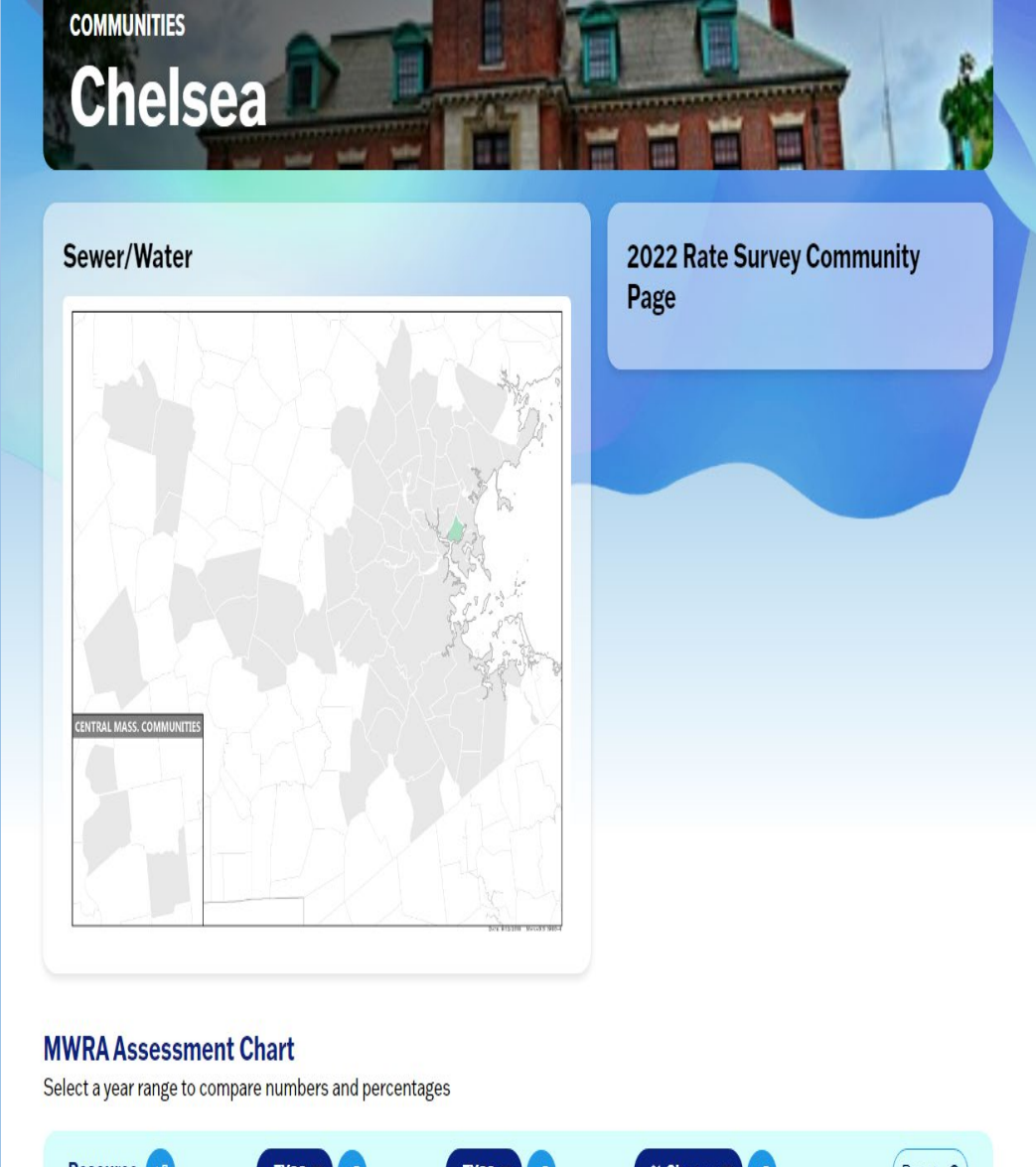


Chelsea (W/S)



Residential Water Rates:		Residential Sewer Rates:	
Last adjusted:	July 2023	Last adjusted:	July 2023
Next adjustment scheduled:	July 2024	Next adjustment scheduled:	July 2024
Fund:	Enterprise	Fund:	Enterprise

- Individual community pages on MWRA AB website to be updated by April 18, 2024
- National comparison and non-MWRA community data next



COMMUNITIES
Chelsea

Sewer/Water

2022 Rate Survey Community Page

MWRA Assessment Chart
Select a year range to compare numbers and percentages

Resource 18 FY22 18 FY23 18 % Change 18 Report