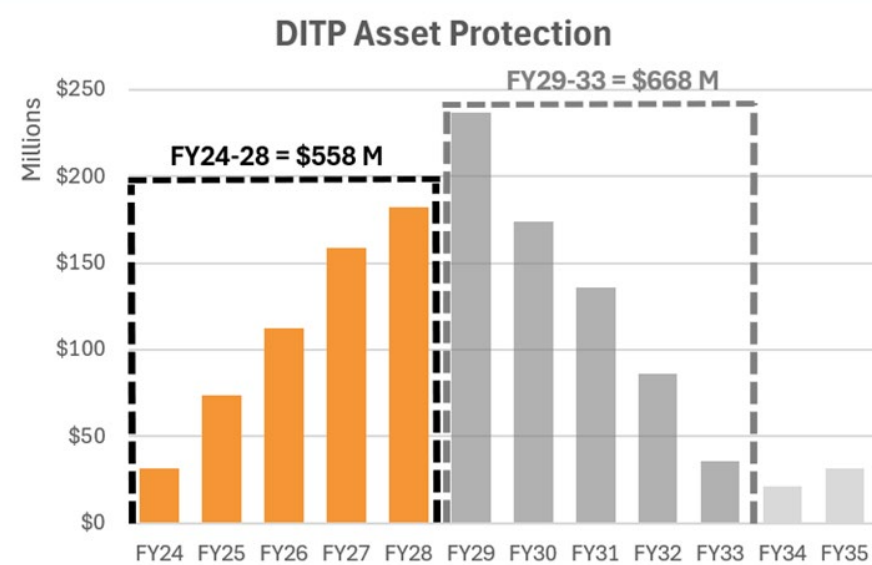
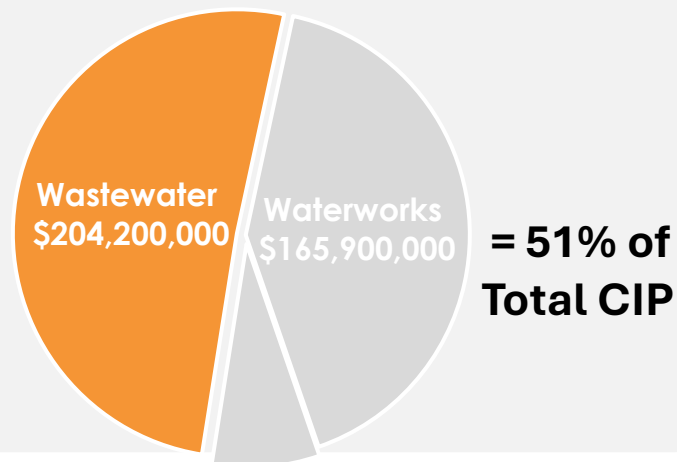


FY26 Capital Improvement Program (CIP) Dashboard



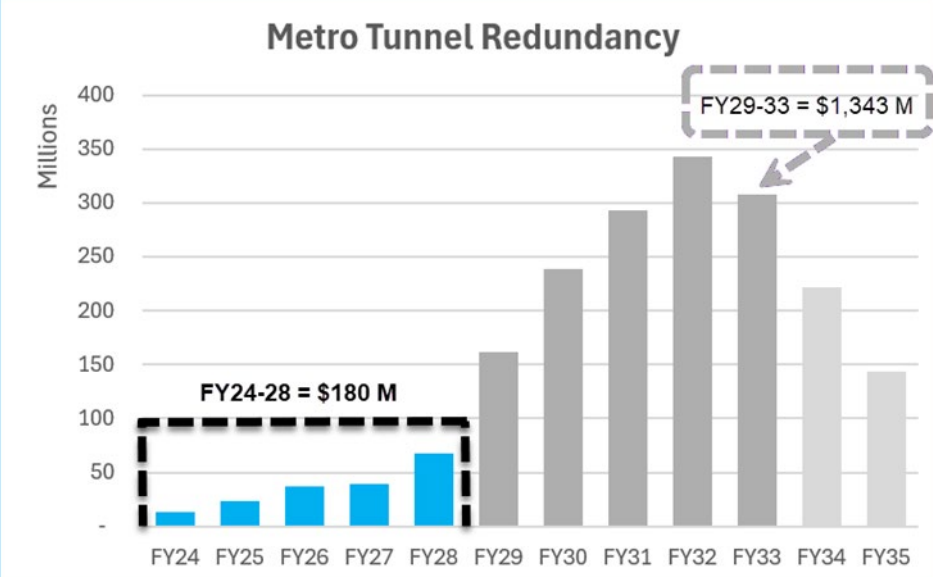
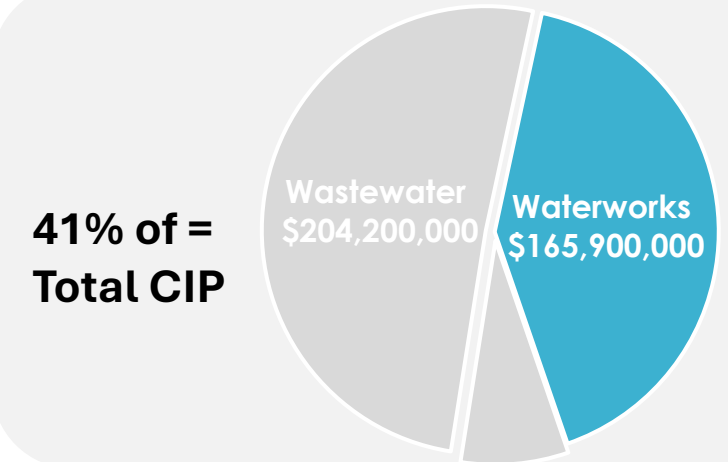
FY25 DITP Asset Protection = \$75 M
\$50 M = Clarifier Rehab (Phase 2)

**Combined Heat
Power = \$2.7 M**

**Dystor Membrane
= \$7.3 M**

**Other Projects
= \$15 M**

Table of Projects > \$5 M (38% of total FY26 CIP Budget)					
Total FY26 Budget	Project	YTD Budget	YTD Spending	YTD % Var	YTD Var \$
\$26,495,204	Transmission - Metropolitan Redundancy (Final Design/ESDC)	\$4,353,214	\$11,953,358	175%	\$7,600,144
\$10,000,000	Distribution & Pumping - NEHS New Pipelines (CP-2 NEH Improvements)	\$1,650,000	\$3,202,875	94%	\$1,552,875
\$6,363,635	Distribution & Pumping - NHS Revere & Malden Pipeline (Section 56 Replacement)	\$450,000	\$1,300,000	189%	\$850,000
\$12,000,000	Transmission - Metropolitan Redundancy (Admin,Legal, Public Outreach)	\$0	\$22,824	100%	\$22,824
\$6,000,000	Distribution & Pumping - NHS Revere & Malden Pipeline (CP-1 Section 68)	\$0	\$0	0%	\$0
\$4,802,418	Transmission - Quabbin (Lower Gate House Pipe & Boiler Replacement)	\$1,503,000	\$727,998	-52%	-\$775,002
\$6,874,000	Other Waterworks - Facility Asset Protection (Steel Tank)	\$1,014,000	\$237,600	-77%	-\$776,400
\$12,400,000	Interception & Pumping - Facility Asset Protection (Hayes Pump Station Rehab)	\$1,700,000	\$465,691	-73%	-\$1,234,309
\$50,000,000	Treatment - DITP Asset Protection (Clarifier Rehab 2)	\$8,333,334	\$6,915,991	-17%	-\$1,417,343
\$12,000,000	Distribution & Pumping - New Connecting Mains - Shaft 7 to WASM 3	\$2,000,000	\$0	-100%	-\$2,000,000
\$146,935,257		\$21,003,548	\$24,826,337		\$3,822,789



FY26 Metro Tunnel = \$38 M
Scheduled Completion = FY42

