

FY26 Capital Improvement Program (CIP) Dashboard

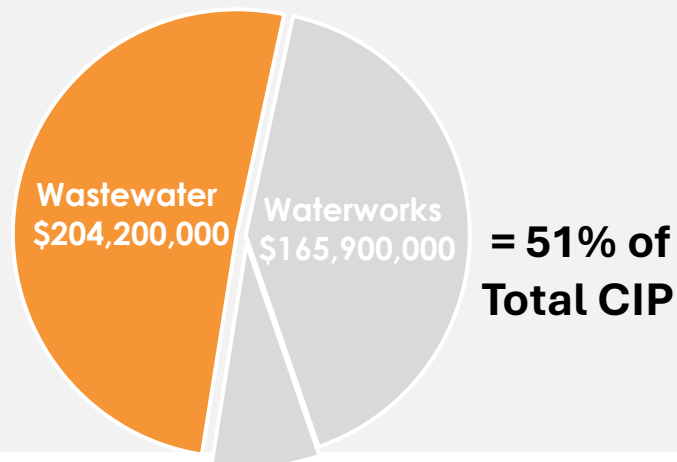
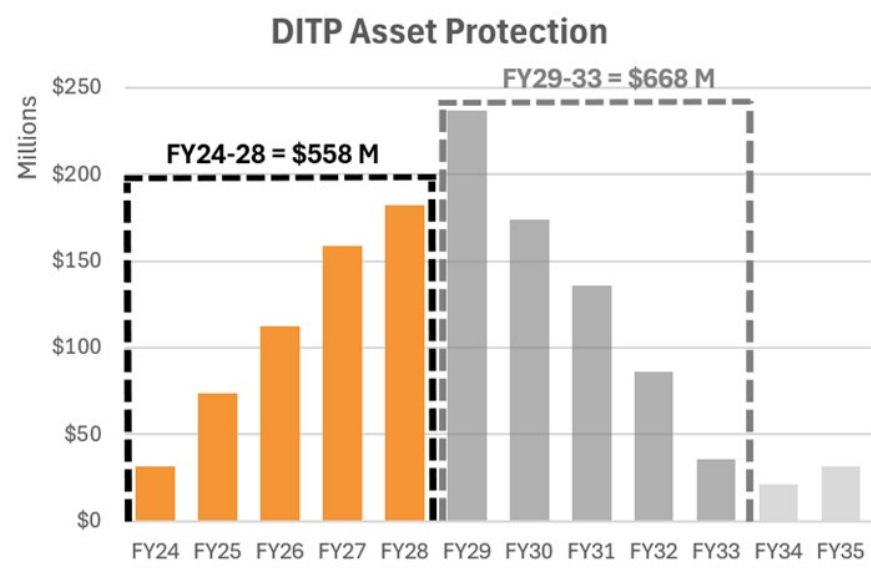
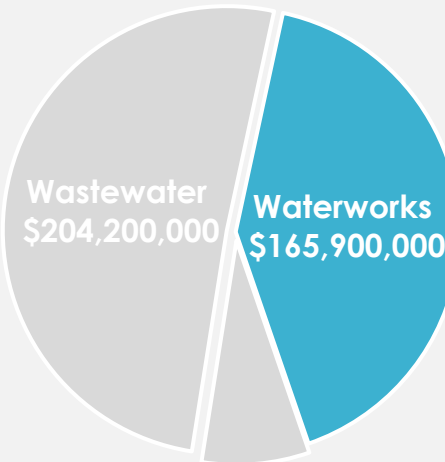


Table of Projects > \$5 M (38% of total FY26 CIP Budget)					
Total FY26 Budget	Project	YTD Budget	YTD Spending	YTD % Var	YTD Var \$
\$6,363,635	Distribution & Pumping - NHS Revere & Malden Pipeline (Section 56 Replacement)	\$2,435,795	\$5,567,754	129%	\$3,131,959
\$6,000,000	Distribution & Pumping - NHS Revere & Malden Pipeline (CP-1 Section 68)	\$2,435,795	\$5,567,754	0%	\$3,131,959
\$10,000,000	Distribution & Pumping - NEHS New Pipelines (CP-2 NEH Improvements)	\$4,852,500	\$7,406,202	53%	\$2,553,702
\$4,802,418	Transmission - Quabbin (Lower Gate House Pipe & Boiler Replacement)	\$1,503,000	\$727,998	-52%	-\$775,002
\$6,874,000	Other Waterworks - Facility Asset Protection (Steel Tank)	\$1,014,000	\$237,600	-77%	-\$776,400
\$12,400,000	Interception & Pumping - Facility Asset Protection (Hayes Pump Station Rehab)	\$1,700,000	\$465,691	-73%	-\$1,234,309
\$50,000,000	Treatment - DITP Asset Protection (Clarifier Rehab 2)	\$3,892,464	\$2,340,819	-40%	-\$1,551,645
\$26,495,204	Transmission - Metropolitan Redundancy (Final Design/ESDC)	\$12,859,045	\$10,685,878	-17%	-\$2,173,167
\$12,000,000	Transmission - Metropolitan Redundancy (Admin, Legal, Public Outreach)	\$12,859,045	\$10,685,878	100%	-\$2,173,167
\$12,000,000	Distribution & Pumping - New Connecting Mains - Shaft 7 to WASM 3	\$10,062,286	\$5,295,273	-47%	-\$4,767,013
\$146,935,257		\$53,613,930	\$48,980,847		-\$4,633,083

41% of =
Total CIP

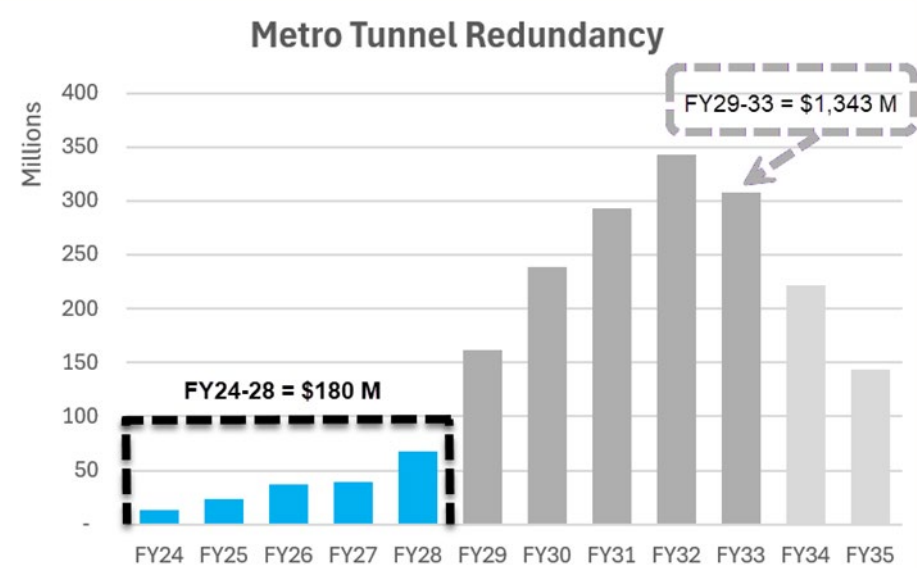


FY25 DITP Asset Protection = \$75 M
\$50 M = Clarifier Rehab (Phase 2)

Combined Heat Power = \$2.7 M

Dystor Membrane = \$7.3 M

Other Projects = \$15 M



FY26 Metro Tunnel = \$38 M
Scheduled Completion = FY42

